

# KAPITALGO REPORT

## Portfolio

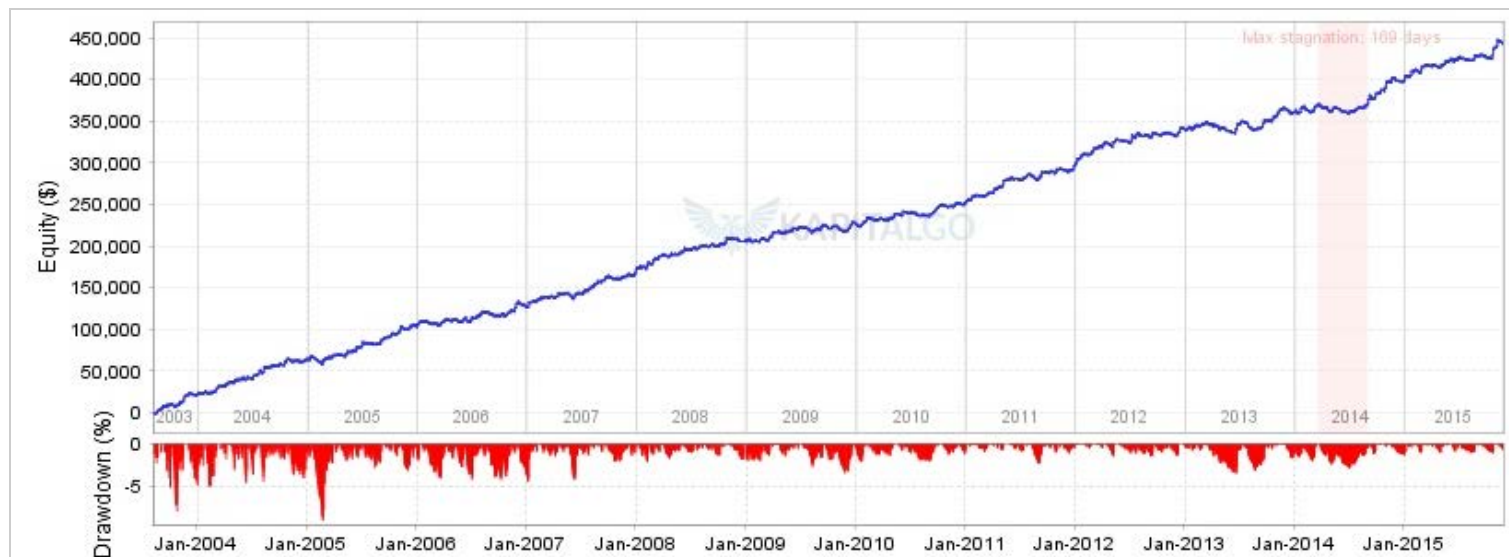
### TOTAL PROFIT

**\$ 442322.34**

PROFIT IN PIPS 38728.9 PIPS  
 YRLY AVG PROFIT \$ 35864.96  
 YRLY AVG % RET 89.66 %  
 CAGR 21.11 %

# OF TRADES	SHARPE RATIO	PROFIT FACTOR	RETURN / DD RATIO	WINNING %
<b>4357</b>	<b>0.13</b>	<b>1.53</b>	<b>31.96</b>	<b>33.53 %</b>
DRAWDOWN	% DRAWDOWN	DAILY AVG PROFIT	MTHLY AVG PROFIT	AVERAGE TRADE
<b>\$ 13838</b>	<b>8.87 %</b>	<b>\$ 118.49</b>	<b>\$ 2988.66</b>	<b>\$ 482.21</b>

KAPITALGO Systems



### MONTHLY PERFORMANCE (\$)

Year	Jan	Feb	Mar	Apr	May	Jun	Jul	Aug	Sep	Oct	Nov	Dec	YTD
2015	5133.15	6505.72	1250.4	858.71	3974.99	4749.07	-2434.41	4512.89	-491.3	10477.37	4170.19	4227.51	42934.29
2014	7251.31	-6053.58	5773.68	-6587.25	3189.68	-4936.05	6513.31	4352.67	12661.12	14052.53	3505.73	-1335.97	38387.18
2013	3671.34	1684.71	-198.74	-3956.43	-3746.43	8385.85	-2522.91	-2235.85	8457.28	7630.1	7024.32	-3956.98	20236.26
2012	12557.82	5109.23	2101.68	3384.49	5817.96	-3100.07	11478.62	-3526.27	1919.63	1106.73	-3636.37	9137.91	42351.36
2011	6863.93	-264.56	3941.84	7816.02	10335.13	-2496.49	6360.4	-3435.38	6409.22	2302.27	363.22	7034.28	45229.88
2010	2906.08	3044.06	-648.65	537.82	4977.31	1339.45	-2466.08	-77.94	11062.43	921.51	2780.28	2201.64	26577.91
2009	1375.07	2067.4	7107.36	444.41	2635.04	3108.21	-3225.89	1364.88	2227.74	1071.34	-5275.71	7890.57	20790.42
2008	164.64	13250.64	3306.66	-925.49	3281.21	2905.93	4987.67	-1420.22	3405.44	5920.35	667.56	-2411.1	33133.29
2007	6333.32	6035.14	-803.93	3269.8	-3257.66	5343.13	5337.06	7794.03	7283.31	-3292.16	3868.11	7809.05	45719.2
2006	6866.17	-3393.83	3587.14	2636.95	-2820.17	5299.89	3298.36	818.19	-2954.45	4177.65	12943.94	-6393.76	24066.08
2005	-1076.59	1326.65	3914.77	-241.72	7579.42	6098.76	121.72	5641.4	2255.36	5873.07	4132.75	2521.02	38146.61
2004	1858.82	1358.6	6947.24	3747.46	6244.18	-2889.34	8995.03	6795.02	3240.63	5581.36	-1906.41	2302.26	42274.85
2003	0	0	0	0	0	0	0	4748.65	5247.24	63.78	11554	861.34	22475.01

### STATS

#### Strategy

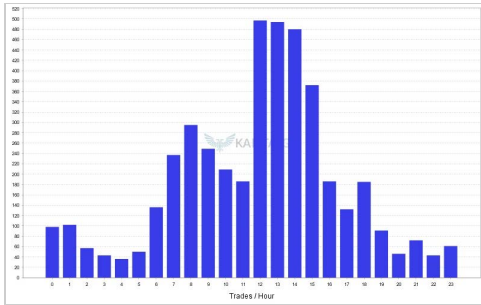
Wins/Losses Ratio	0.5	Payout Ratio (Avg Win/Loss)	3.04	Average # of Bars in Trade	21.04
AHPR	0.06	Z-Score	-5.72	Z-Probability	100 %
Expectancy	101.52	Deviation	\$ 842.75	Exposure	-99999999 %
Stagnation in Days	169	Stagnation in %	3.76 %		

#### Trades

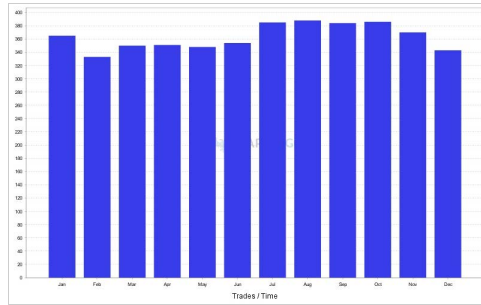
		# of Wins	1461	# of Losses	2896	# of Cancelled/Expired	0
Gross Profit	\$ 1271645.63	Gross Loss	\$ -829323.29	Average Win	\$ 870.39	Average Loss	\$ -286.37
Largest Win	\$ 5973.75	Largest Loss	\$ -514.15	Max Consec Wins	7	Max Consec Losses	27
Avg Consec Wins	1.71	Avg Consec Loss	3.39	Avg # of Bars in Wins	30.7	Avg # of Bars in Losses	16.17

## CHARTS

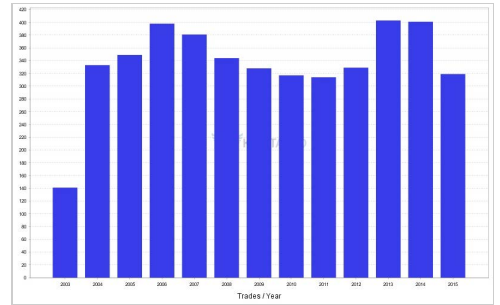
[Click on the chart to see bigger image](#)



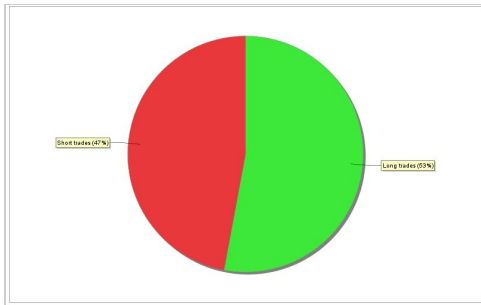
Trades by hour



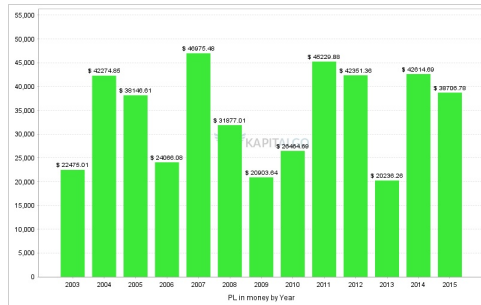
Trades by month



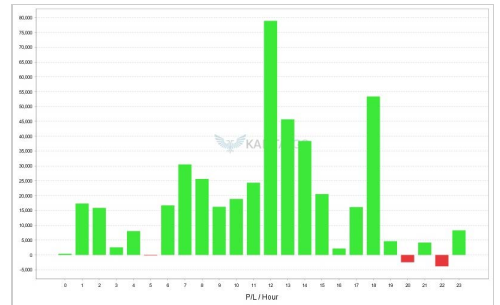
Trades by year



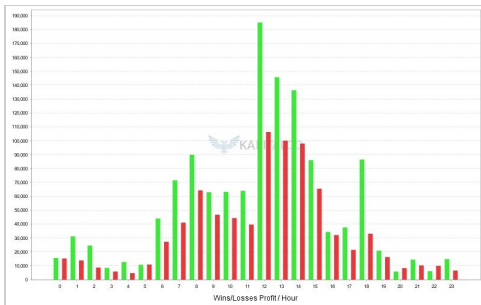
Long vs Short trades



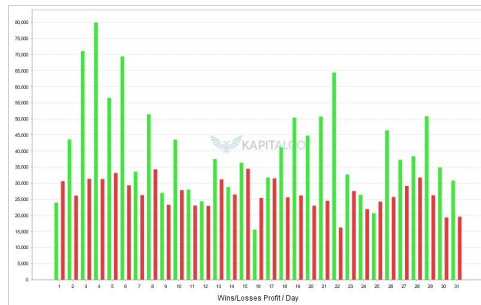
P/L by year



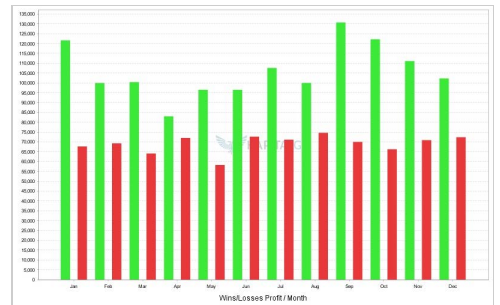
P/L by hour



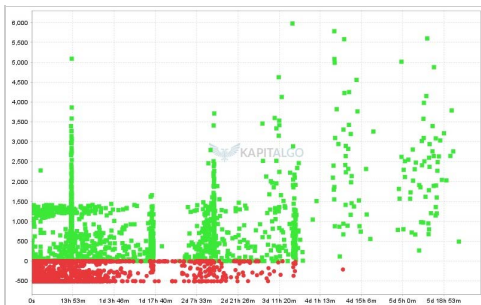
Wins/Losses Profit by hour



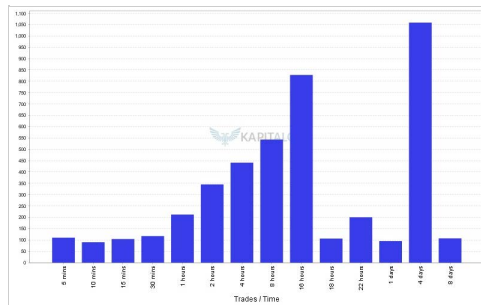
Wins/Losses Profit by day



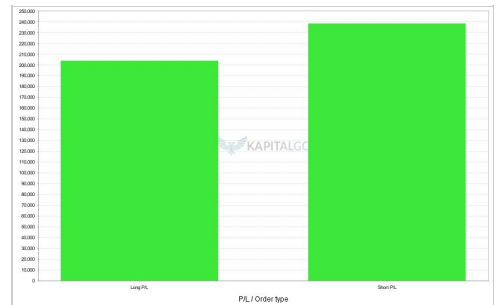
Wins/Losses Profit by month



P/L Growth by duration



Trades by duration



Long vs Short P/L

## TRADES

Ticket	Type	Open time	Open price	Size	Close time	Close price	Profit/Loss	Comment
1	Sell	05.08.2003 11:16:04	1.13169	1.37	05.08.2003 14:18:00	1.13534	\$ -506.89	
2	Buy	11.08.2003 16:59:01	1.13709	1.28	11.08.2003 17:00:00	1.1373	\$ 20.49	

1	Sell	13.08.2003 00:55:06	1.12615	1.58	13.08.2003 02:28:03	1.12724	\$ -180.11	
3	Sell	12.08.2003 10:48:01	1.13164	1.44	13.08.2003 16:00:04	1.13164	\$ -7.2	
1	Buy	13.08.2003 16:22:00	134.979	0.39	14.08.2003 14:50:01	134.336	\$ -250.77	
4	Sell	14.08.2003 10:20:02	1.12809	1.34	18.08.2003 00:00:05	1.12616	\$ 251.94	
1	Sell	18.08.2003 00:50:04	1.12359	2.12	18.08.2003 05:52:12	1.12359	\$ -10.6	
5	Sell	18.08.2003 15:50:01	1.11382	1.39	18.08.2003 16:00:05	1.11345	\$ 44.48	
2	Sell	18.08.2003 06:12:02	1.12169	1.48	18.08.2003 16:08:00	1.11303	\$ 1274.29	
3	Sell	21.08.2003 06:28:10	1.10534	1.47	21.08.2003 14:54:10	1.09617	\$ 1340.65	
6	Sell	21.08.2003 06:35:13	1.10426	1.25	25.08.2003 00:00:06	1.08548	\$ 2341.25	
2	Sell	29.08.2003 10:53:01	126.89	0.46	29.08.2003 14:43:12	127.981	\$ -501.95	
7	Buy	29.08.2003 14:46:05	1.09763	1.21	01.09.2003 00:00:06	1.09882	\$ 137.93	
4	Buy	29.08.2003 11:52:04	1.09288	1.35	01.09.2003 04:01:06	1.09882	\$ 795.14	
5	Sell	02.09.2003 19:26:05	1.08082	1.53	03.09.2003 06:05:02	1.08036	\$ 62.72	
3	Sell	02.09.2003 11:55:01	126.789	0.52	04.09.2003 01:59:02	126.353	\$ 226.72	
8	Sell	02.09.2003 07:23:00	1.08897	1.41	04.09.2003 14:57:06	1.08897	\$ -7.05	
2	Buy	04.09.2003 13:17:07	1.08785	1.31	05.09.2003 02:45:13	1.09392	\$ 788.62	
9	Buy	05.09.2003 13:23:02	1.10138	1.29	08.09.2003 00:00:05	1.10899	\$ 975.24	
6	Buy	05.09.2003 13:15:09	1.10125	1.38	08.09.2003 01:37:06	1.10899	\$ 1061.21	
4	Buy	05.09.2003 05:26:02	128.147	0.3	08.09.2003 08:40:12	129.358	\$ 363.3	
5	Buy	09.09.2003 16:28:00	130.601	0.33	10.09.2003 08:37:15	130.601	\$ 0.0	
10	Buy	09.09.2003 16:10:01	1.12103	1.18	10.09.2003 11:55:02	1.1168	\$ -505.04	
7	Buy	11.09.2003 06:12:02	1.1239	1.36	11.09.2003 07:00:02	1.12413	\$ 24.47	
8	Buy	12.09.2003 13:47:08	1.12695	1.34	14.09.2003 21:00:01	1.12695	\$ -6.7	
6	Buy	12.09.2003 13:43:01	132.075	0.35	14.09.2003 21:08:03	132.075	\$ 0.0	
3	Buy	12.09.2003 12:48:00	1.12577	2.17	14.09.2003 22:00:01	1.12577	\$ -10.85	
11	Buy	12.09.2003 13:50:11	1.12731	1.25	15.09.2003 00:00:05	1.12744	\$ 9.99	
7	Sell	16.09.2003 14:36:03	130.243	0.56	17.09.2003 10:28:04	130.243	\$ 0.0	
12	Sell	16.09.2003 10:17:05	1.12211	1.27	17.09.2003 12:17:00	1.12211	\$ -6.35	
13	Buy	18.09.2003 13:19:00	1.13242	1.31	18.09.2003 14:05:04	1.1286	\$ -506.96	
9	Buy	18.09.2003 13:19:00	1.13208	1.3	18.09.2003 14:19:02	1.12824	\$ -505.7	
4	Sell	18.09.2003 14:42:03	1.12498	1.17	19.09.2003 04:00:00	1.12535	\$ -49.14	
10	Buy	19.09.2003 14:08:10	1.13414	1.39	21.09.2003 21:01:04	1.14326	\$ 1260.73	
14	Buy	19.09.2003 09:27:23	1.12871	1.13	22.09.2003 00:00:05	1.14542	\$ 1882.57	
8	Sell	19.09.2003 13:04:04	129.21001	0.45	23.09.2003 06:00:02	128.588	\$ 279.9	
5	Buy	23.09.2003 07:59:04	1.14968	2.0	23.09.2003 11:04:02	1.14719	\$ -508.01	
9	Sell	24.09.2003 13:02:04	127.492	0.48	24.09.2003 21:14:13	128.53799	\$ -502.15	
6	Buy	25.09.2003 14:28:05	1.15142	1.47	25.09.2003 15:49:00	1.14801	\$ -508.62	
11	Buy	25.09.2003 14:31:05	1.15233	1.17	25.09.2003 15:49:00	1.14819	\$ -490.23	
10	Sell	29.09.2003 02:02:02	127.445	0.42	29.09.2003 09:11:03	127.445	\$ 0.0	
12	Sell	29.09.2003 07:17:11	1.1426	1.46	29.09.2003 14:24:00	1.14592	\$ -492.02	
15	Buy	29.09.2003 16:12:02	1.15912	1.34	29.09.2003 16:15:02	1.15854	\$ -84.41	
13	Buy	29.09.2003 14:58:00	1.15321	1.48	29.09.2003 21:54:12	1.16206	\$ 1302.4	
11	Buy	29.09.2003 23:05:02	129.04601	0.33	30.09.2003 00:54:14	129.04601	\$ 0.0	
7	Buy	29.09.2003 14:59:07	1.15337	1.34	30.09.2003 04:15:03	1.16232	\$ 1192.6	
8	Sell	03.10.2003 12:29:12	1.16608	1.72	03.10.2003 14:38:10	1.16608	\$ -8.6	
16	Sell	03.10.2003 12:31:02	1.16399	1.15	06.10.2003 00:00:05	1.15904	\$ 563.51	
12	Sell	03.10.2003 16:14:01	128.35899	0.29	06.10.2003 12:53:03	129.14101	\$ -226.78	
17	Buy	06.10.2003 15:19:11	1.16908	1.01	06.10.2003 15:30:11	1.16953	\$ 40.4	
14	Buy	07.10.2003 08:27:03	1.17668	1.24	07.10.2003 21:00:01	1.17577	\$ -119.03	
9	Buy	08.10.2003 06:40:03	1.18319	2.06	08.10.2003 07:50:00	1.18076	\$ -510.87	
13	Sell	09.10.2003 12:53:04	128.065	0.33	09.10.2003 18:33:01	128.065	\$ 0.0	

18	Sell	09.10.2003 12:55:07	1.17294	1.14	10.10.2003 10:02:03	1.17733	\$ -506.16
19	Sell	13.10.2003 08:55:00	1.16801	1.07	13.10.2003 09:00:07	1.16603	\$ 206.52
15	Sell	13.10.2003 08:55:00	1.1683	1.27	13.10.2003 12:30:02	1.17224	\$ -506.73
20	Sell	14.10.2003 05:27:10	1.15846	1.16	14.10.2003 06:53:12	1.16276	\$ -504.6
14	Buy	14.10.2003 11:03:06	128.505	0.38	15.10.2003 13:29:18	127.182	\$ -502.9
16	Sell	16.10.2003 07:42:07	1.15803	1.15	16.10.2003 09:19:04	1.16172	\$ -430.1
21	Sell	15.10.2003 12:30:02	1.16423	1.03	16.10.2003 12:33:01	1.16423	\$ -5.15
10	Buy	16.10.2003 13:41:00	1.16809	1.3	16.10.2003 16:16:00	1.16425	\$ -505.7
17	Sell	17.10.2003 00:13:00	1.15721	1.08	17.10.2003 13:22:00	1.15775	\$ -63.72
22	Buy	17.10.2003 19:50:21	1.16807	1.09	20.10.2003 00:00:05	1.1696	\$ 161.33
15	Buy	20.10.2003 08:42:17	127.964	0.44	21.10.2003 00:15:04	127.964	\$ 0.0
23	Buy	21.10.2003 14:43:01	1.16904	1.27	21.10.2003 17:49:00	1.16511	\$ -505.46
11	Buy	22.10.2003 13:14:00	1.1735	1.86	23.10.2003 02:30:05	1.18156	\$ 1489.88
18	Buy	22.10.2003 13:12:00	1.1727	1.21	23.10.2003 06:44:04	1.18346	\$ 1295.9
24	Buy	22.10.2003 14:38:10	1.17842	1.25	23.10.2003 10:55:03	1.17842	\$ -6.25
16	Buy	22.10.2003 16:57:03	128.77299	0.5	23.10.2003 13:52:12	128.884	\$ 55.5
19	Buy	24.10.2003 15:33:03	1.18434	1.36	24.10.2003 18:23:18	1.18182	\$ -349.52
17	Sell	27.10.2003 03:21:01	127.549	0.49	28.10.2003 20:00:00	126.551	\$ 489.02
25	Buy	30.10.2003 10:52:03	1.17011	1.45	30.10.2003 17:48:00	1.16665	\$ -508.94
20	Sell	30.10.2003 17:50:03	1.16535	1.42	31.10.2003 01:17:03	1.16228	\$ 428.84
18	Buy	31.10.2003 13:57:14	127.075	0.38	02.11.2003 22:49:02	127.075	\$ 0.0
26	Sell	30.10.2003 18:13:04	1.16232	1.44	03.11.2003 00:00:05	1.15811	\$ 599.04
12	Sell	31.10.2003 17:02:07	1.15843	1.13	03.11.2003 06:01:01	1.15843	\$ -5.65
27	Buy	03.11.2003 11:21:04	1.16158	1.17	03.11.2003 11:30:10	1.16122	\$ -47.97
21	Sell	03.11.2003 15:00:01	1.15615	1.5	03.11.2003 15:40:04	1.14671	\$ 1408.49
28	Sell	03.11.2003 15:32:06	1.15035	1.25	03.11.2003 15:45:00	1.14743	\$ 358.75
13	Sell	03.11.2003 15:10:04	1.15432	1.4	04.11.2003 04:30:01	1.14341	\$ 1520.4
22	Sell	05.11.2003 14:22:07	1.14244	1.32	05.11.2003 15:27:02	1.14622	\$ -505.56
19	Sell	04.11.2003 03:05:02	125.963	0.36	05.11.2003 15:34:02	125.963	\$ 0.0
14	Sell	06.11.2003 13:30:05	1.13962	1.85	06.11.2003 13:35:05	1.14232	\$ -508.77
23	Sell	06.11.2003 13:29:17	1.14118	1.34	06.11.2003 14:43:00	1.14251	\$ -184.92
15	Sell	07.11.2003 13:29:06	1.13984	1.87	07.11.2003 15:01:00	1.14251	\$ -508.65
29	Buy	07.11.2003 16:10:01	1.14947	1.29	10.11.2003 00:00:05	1.15028	\$ 98.04
16	Buy	07.11.2003 15:19:12	1.14564	1.96	10.11.2003 04:45:02	1.15188	\$ 1213.24
20	Buy	10.11.2003 00:28:07	126.329	0.51	10.11.2003 09:26:06	125.39	\$ -478.89
21	Sell	10.11.2003 09:28:27	125.314	0.39	11.11.2003 04:59:22	125.215	\$ 38.61
24	Buy	12.11.2003 02:53:06	1.15414	1.41	12.11.2003 15:13:01	1.16341	\$ 1300.01
22	Buy	12.11.2003 10:44:02	126.316	0.4	13.11.2003 00:25:06	126.316	\$ 0.0
30	Buy	12.11.2003 04:53:12	1.15799	1.32	17.11.2003 00:00:05	1.18271	\$ 3256.45
25	Buy	18.11.2003 15:06:04	1.18474	1.26	18.11.2003 19:38:05	1.1952	\$ 1311.66
17	Buy	18.11.2003 15:03:00	1.1835	1.42	19.11.2003 04:30:00	1.19485	\$ 1604.59
23	Buy	18.11.2003 18:23:02	129.314	0.4	20.11.2003 11:00:23	130.02499	\$ 284.4
31	Buy	18.11.2003 15:07:02	1.18593	1.16	21.11.2003 11:15:06	1.18593	\$ -5.8
32	Sell	24.11.2003 08:31:00	1.18709	1.38	24.11.2003 08:45:00	1.18647	\$ 78.68
24	Sell	24.11.2003 09:49:05	128.929	0.45	24.11.2003 10:44:03	128.929	\$ 0.0
18	Sell	24.11.2003 09:55:08	1.1815	1.75	24.11.2003 10:47:12	1.1815	\$ -8.75
19	Buy	26.11.2003 14:34:00	1.18736	1.44	27.11.2003 04:00:00	1.19174	\$ 623.52
33	Buy	26.11.2003 16:30:00	1.19358	1.23	27.11.2003 08:40:00	1.18951	\$ -506.77
25	Buy	26.11.2003 15:51:02	129.96201	0.37	28.11.2003 08:00:09	130.396	\$ 160.58
20	Buy	28.11.2003 09:13:00	1.19602	1.99	30.11.2003 22:30:04	1.19678	\$ 141.28
34	Buy	28.11.2003 10:43:05	1.19892	1.51	01.12.2003 00:00:05	1.20283	\$ 582.85

26	Buy	28.11.2003 09:11:03	1.19543	1.41	01.12.2003 07:00:02	1.19781	\$ 328.53
21	Buy	02.12.2003 14:54:10	1.20074	1.57	03.12.2003 04:15:03	1.2086	\$ 1226.18
27	Buy	02.12.2003 15:23:00	1.20392	1.41	03.12.2003 13:42:02	1.20839	\$ 623.22
22	Sell	04.12.2003 03:19:02	1.20602	1.82	04.12.2003 07:39:17	1.20877	\$ -509.61
28	Buy	04.12.2003 13:54:01	1.21255	1.3	04.12.2003 15:09:10	1.21112	\$ -192.4
35	Buy	02.12.2003 15:23:00	1.20322	1.15	04.12.2003 15:51:02	1.20322	\$ -5.75
23	Sell	04.12.2003 15:50:01	1.2037	1.06	04.12.2003 17:01:08	1.20841	\$ -504.57
26	Sell	04.12.2003 04:07:01	130.478	0.44	05.12.2003 21:00:02	130.993	\$ -226.6
36	Buy	05.12.2003 13:28:02	1.2128	1.15	08.12.2003 00:00:05	1.2163	\$ 396.75
24	Buy	05.12.2003 13:28:02	1.21233	1.6	08.12.2003 02:45:13	1.2159	\$ 563.19
29	Buy	05.12.2003 16:05:01	1.21533	1.25	09.12.2003 04:20:00	1.22157	\$ 773.75
37	Buy	09.12.2003 09:24:01	1.22658	1.28	09.12.2003 15:10:03	1.22267	\$ -506.89
27	Buy	08.12.2003 13:11:07	131.414	0.45	09.12.2003 18:36:00	130.672	\$ -333.9
28	Buy	10.12.2003 07:40:12	131.65601	0.39	11.12.2003 07:38:05	131.65601	\$ 0.0
30	Buy	12.12.2003 14:57:05	1.22735	1.29	12.12.2003 15:26:00	1.22349	\$ -504.39
25	Sell	14.12.2003 22:36:13	1.21426	1.09	15.12.2003 00:01:02	1.21886	\$ -506.86
29	Buy	15.12.2003 23:32:04	132.674	0.33	16.12.2003 07:18:08	132.674	\$ 0.0
31	Buy	15.12.2003 17:34:00	1.23047	1.14	16.12.2003 14:00:05	1.23298	\$ 280.45
26	Buy	17.12.2003 09:11:00	1.23464	1.86	17.12.2003 11:22:00	1.23195	\$ -509.63
27	Sell	17.12.2003 12:13:01	1.2306	1.69	17.12.2003 13:01:07	1.23357	\$ -510.38
28	Buy	17.12.2003 13:32:02	1.23519	1.56	18.12.2003 03:00:09	1.2397	\$ 695.75
32	Buy	17.12.2003 13:42:02	1.23584	1.22	18.12.2003 04:15:03	1.23957	\$ 448.97
33	Buy	18.12.2003 20:39:11	1.24343	1.38	18.12.2003 23:00:05	1.24192	\$ -215.28
29	Buy	18.12.2003 17:55:02	1.24204	1.2	19.12.2003 07:15:04	1.24191	\$ -21.61
30	Buy	17.12.2003 17:21:00	133.08299	0.47	19.12.2003 10:00:05	133.756	\$ 316.31
38	Buy	17.12.2003 16:32:00	1.2394	1.22	19.12.2003 15:51:05	1.2353	\$ -506.31
30	Sell	19.12.2003 15:38:11	1.23684	1.74	19.12.2003 16:12:02	1.23684	\$ -8.7
34	Buy	22.12.2003 09:35:03	1.24369	1.42	22.12.2003 13:00:00	1.24196	\$ -252.76
31	Buy	23.12.2003 16:00:05	1.24191	1.8	23.12.2003 17:56:14	1.23913	\$ -509.39
35	Buy	24.12.2003 15:43:26	1.24447	1.57	25.12.2003 02:18:10	1.24453	\$ 1.56
32	Buy	24.12.2003 13:43:03	1.24232	2.42	25.12.2003 03:00:10	1.24453	\$ 522.73
33	Sell	25.12.2003 15:33:15	1.24331	1.53	26.12.2003 03:25:05	1.24657	\$ -506.43
31	Buy	24.12.2003 16:16:01	133.686	0.68	26.12.2003 09:00:13	133.27	\$ -282.88
39	Buy	24.12.2003 15:09:08	1.24395	1.5	29.12.2003 00:00:05	1.24258	\$ -212.99
36	Buy	29.12.2003 08:55:00	1.24688	2.08	30.12.2003 15:40:04	1.25317	\$ 1297.91
40	Buy	30.12.2003 18:03:15	1.25403	1.56	31.12.2003 17:25:03	1.25403	\$ -7.8
32	Buy	30.12.2003 05:25:08	133.77499	0.46	31.12.2003 22:00:18	134.97	\$ 549.7
34	Sell	01.01.2004 07:01:01	1.25259	1.7	01.01.2004 07:19:09	1.25259	\$ -8.5
33	Buy	05.01.2004 00:12:04	135.356	0.39	05.01.2004 10:56:10	134.625	\$ -285.09
37	Buy	04.01.2004 23:38:11	1.26455	1.28	06.01.2004 11:05:00	1.27544	\$ 1387.52
41	Buy	06.01.2004 09:40:01	1.27314	1.13	06.01.2004 20:59:02	1.27314	\$ -5.65
34	Buy	06.01.2004 13:44:07	135.72	0.43	07.01.2004 01:22:05	134.866	\$ -367.22
35	Sell	07.01.2004 18:55:01	134.274	0.37	08.01.2004 13:22:01	134.274	\$ 0.0
42	Buy	08.01.2004 16:44:00	1.27555	1.08	09.01.2004 08:20:02	1.27091	\$ -506.52
36	Buy	09.01.2004 05:23:11	135.987	0.29	09.01.2004 08:20:05	135.987	\$ 0.0
35	Buy	09.01.2004 13:34:03	1.28267	1.38	09.01.2004 19:35:15	1.28267	\$ -6.9
43	Buy	09.01.2004 16:02:00	1.28504	1.1	12.01.2004 00:00:05	1.28482	\$ -29.71
38	Buy	09.01.2004 13:33:05	1.28083	1.23	12.01.2004 11:43:21	1.28482	\$ 484.61
44	Sell	12.01.2004 20:15:06	1.27374	0.99	12.01.2004 20:30:00	1.27405	\$ -35.63
45	Sell	14.01.2004 08:54:05	1.26557	0.96	14.01.2004 16:32:00	1.2708	\$ -506.88
39	Sell	15.01.2004 21:00:00	1.25576	1.15	15.01.2004 23:43:01	1.26009	\$ -503.7

46	Sell	15.01.2004 17:00:00	1.25841	1.06	19.01.2004 00:00:06	1.23832	\$ 2124.24
36	Buy	20.01.2004 07:51:14	1.24414	1.61	20.01.2004 10:30:21	1.24414	\$ -8.05
37	Buy	20.01.2004 11:38:15	134.49899	0.34	20.01.2004 20:10:02	134.49899	\$ 0.0
40	Buy	22.01.2004 10:49:07	1.2744	1.16	22.01.2004 12:15:02	1.27009	\$ -505.76
47	Buy	20.01.2004 07:51:14	1.24432	1.11	26.01.2004 00:00:05	1.25661	\$ 1358.64
48	Sell	26.01.2004 19:18:00	1.24727	0.92	26.01.2004 19:30:00	1.24741	\$ -17.48
38	Sell	23.01.2004 12:20:03	134.43201	0.39	27.01.2004 05:00:05	132.345	\$ 813.93
41	Sell	28.01.2004 22:21:07	1.24391	1.02	29.01.2004 01:13:00	1.24883	\$ -506.94
37	Sell	28.01.2004 19:25:01	1.25004	1.01	29.01.2004 01:26:06	1.25004	\$ -5.05
49	Sell	28.01.2004 22:21:07	1.24449	0.88	29.01.2004 07:53:01	1.25018	\$ -505.12
39	Sell	28.01.2004 22:36:11	131.922	0.28	30.01.2004 13:35:03	131.922	\$ 0.0
38	Buy	30.01.2004 13:32:02	1.24534	1.24	30.01.2004 14:47:03	1.24131	\$ -505.92
50	Sell	02.02.2004 17:35:00	1.23967	1.13	02.02.2004 17:45:00	1.23948	\$ 15.82
39	Sell	02.02.2004 16:11:00	1.24192	1.36	02.02.2004 18:36:04	1.24192	\$ -6.8
51	Buy	03.02.2004 10:58:03	1.25699	1.07	03.02.2004 18:07:07	1.25232	\$ -505.03
40	Buy	03.02.2004 11:04:14	132.79401	0.34	05.02.2004 04:00:01	132.183	\$ -207.74
40	Buy	05.02.2004 09:34:02	1.25841	2.0	05.02.2004 17:54:00	1.25841	\$ -10.0
42	Buy	05.02.2004 12:04:11	1.25967	1.3	05.02.2004 18:43:02	1.25582	\$ -507.0
52	Buy	05.02.2004 09:57:01	1.25912	1.15	05.02.2004 19:00:00	1.25476	\$ -507.15
41	Buy	06.02.2004 13:46:12	1.26351	1.19	08.02.2004 22:00:00	1.26351	\$ -5.95
43	Buy	06.02.2004 13:46:12	1.26348	1.34	08.02.2004 22:00:00	1.26348	\$ -6.7
53	Buy	06.02.2004 13:46:12	1.26227	1.16	08.02.2004 22:00:00	1.26227	\$ -5.8
41	Buy	05.02.2004 14:39:01	133.005	0.49	09.02.2004 07:00:11	134.603	\$ 783.02
44	Buy	11.02.2004 16:21:01	1.27848	1.0	12.02.2004 04:36:15	1.28227	\$ 373.99
42	Buy	11.02.2004 16:01:15	1.27229	1.3	12.02.2004 05:30:00	1.28272	\$ 1349.4
42	Buy	11.02.2004 16:35:00	134.91	0.4	12.02.2004 08:07:17	134.91	\$ 0.0
43	Sell	13.02.2004 08:12:01	1.27938	2.05	13.02.2004 09:35:04	1.28182	\$ -510.47
44	Buy	13.02.2004 13:29:08	1.28493	1.79	13.02.2004 15:08:00	1.28214	\$ -508.36
43	Buy	13.02.2004 13:29:19	135.383	0.51	13.02.2004 15:40:04	134.681	\$ -358.02
54	Buy	11.02.2004 16:18:02	1.27728	1.06	13.02.2004 15:41:00	1.27728	\$ -5.3
45	Sell	13.02.2004 15:34:03	1.27986	1.05	16.02.2004 05:00:02	1.2731	\$ 704.55
46	Buy	17.02.2004 07:22:26	1.28214	2.16	17.02.2004 13:59:01	1.28214	\$ -10.8
47	Buy	18.02.2004 06:45:04	1.29124	2.23	18.02.2004 07:27:02	1.289	\$ -510.66
45	Buy	18.02.2004 06:39:05	1.28898	1.42	18.02.2004 11:46:17	1.28548	\$ -504.1
44	Buy	17.02.2004 11:02:27	135.77901	0.44	18.02.2004 12:19:01	135.77901	\$ 0.0
55	Buy	17.02.2004 07:21:27	1.28183	1.48	18.02.2004 15:57:00	1.28183	\$ -7.4
46	Sell	18.02.2004 19:12:02	1.27135	1.23	18.02.2004 23:48:08	1.27135	\$ -6.15
45	Buy	19.02.2004 23:29:13	136.48801	0.37	20.02.2004 17:31:00	136.48801	\$ 0.0
47	Sell	20.02.2004 07:54:10	1.26516	1.04	20.02.2004 17:52:14	1.25193	\$ 1370.72
46	Buy	24.02.2004 16:03:00	137.19099	0.43	25.02.2004 12:44:09	137.19099	\$ 0.0
48	Sell	25.02.2004 15:29:02	1.25407	1.24	26.02.2004 04:45:02	1.2502	\$ 473.7
49	Sell	27.02.2004 09:35:03	1.24034	1.79	27.02.2004 10:52:18	1.24034	\$ -8.95
48	Sell	26.02.2004 08:39:10	1.24494	1.03	27.02.2004 13:24:04	1.24393	\$ 98.89
50	Buy	27.02.2004 14:50:04	1.24803	1.05	27.02.2004 15:17:04	1.24325	\$ -507.14
56	Sell	25.02.2004 13:35:05	1.26217	0.99	01.03.2004 00:00:05	1.25315	\$ 888.03
49	Sell	02.03.2004 13:49:06	1.23718	1.02	02.03.2004 16:02:01	1.22376	\$ 1363.74
51	Sell	02.03.2004 15:58:05	1.22978	1.23	03.03.2004 05:15:01	1.21678	\$ 1592.85
47	Sell	02.03.2004 16:01:03	134.83099	0.34	03.03.2004 21:34:02	134.436	\$ 134.3
57	Sell	02.03.2004 15:50:00	1.23535	1.17	05.03.2004 14:00:03	1.23535	\$ -5.85
52	Buy	05.03.2004 13:29:13	1.22458	1.71	08.03.2004 02:45:13	1.23566	\$ 1886.11
48	Buy	05.03.2004 13:29:19	136.10001	0.29	09.03.2004 06:00:03	138.43201	\$ 676.28

53	Buy	08.03.2004 18:49:01	1.23964	1.13	09.03.2004 08:15:25	1.24206	\$ 267.8
54	Sell	09.03.2004 19:59:00	1.23114	0.9	10.03.2004 09:15:05	1.2293	\$ 161.1
55	Buy	11.03.2004 11:29:03	1.23019	1.14	11.03.2004 11:44:07	1.22581	\$ -505.02
49	Sell	15.03.2004 17:54:03	134.492	0.31	17.03.2004 10:00:10	132.86501	\$ 504.37
50	Buy	18.03.2004 15:56:05	1.23695	1.09	18.03.2004 17:51:03	1.23695	\$ -5.45
58	Buy	18.03.2004 16:01:15	1.23832	1.02	19.03.2004 09:34:01	1.23343	\$ -503.88
56	Sell	19.03.2004 16:28:00	1.22645	1.13	22.03.2004 05:45:05	1.22471	\$ 190.97
50	Sell	24.03.2004 08:23:08	130.83	0.29	24.03.2004 09:32:14	130.83	\$ 0.0
51	Sell	24.03.2004 12:32:08	1.22184	1.18	24.03.2004 22:38:20	1.21101	\$ 1272.05
52	Sell	26.03.2004 07:27:03	1.20962	1.08	26.03.2004 10:02:02	1.21324	\$ -396.36
57	Buy	26.03.2004 10:34:15	1.21801	1.13	26.03.2004 15:26:00	1.21357	\$ -507.36
59	Sell	24.03.2004 12:32:08	1.22219	1.1	29.03.2004 00:00:06	1.21156	\$ 1163.8
53	Sell	29.03.2004 01:49:01	1.20733	1.03	29.03.2004 08:50:07	1.21141	\$ -425.4
51	Sell	28.03.2004 22:42:05	127.615	0.25	30.03.2004 07:35:04	129.05099	\$ -359.0
52	Sell	31.03.2004 06:12:10	127.284	0.3	31.03.2004 13:08:07	127.284	\$ 0.0
54	Buy	31.03.2004 02:48:01	1.22263	1.1	01.04.2004 02:00:00	1.2267	\$ 442.19
60	Sell	02.04.2004 13:29:17	1.21845	1.19	02.04.2004 13:34:02	1.22267	\$ -508.13
55	Sell	02.04.2004 17:22:07	1.20994	1.22	02.04.2004 19:27:11	1.21405	\$ -507.53
58	Sell	02.04.2004 13:29:17	1.22471	1.76	05.04.2004 01:45:08	1.2088	\$ 2791.37
53	Sell	02.04.2004 16:58:14	126.538	0.39	05.04.2004 04:44:00	126.538	\$ 0.0
61	Sell	05.04.2004 12:58:00	1.1996	0.82	05.04.2004 13:00:01	1.20064	\$ -89.38
62	Buy	06.04.2004 09:26:08	1.20713	0.92	07.04.2004 01:22:00	1.20713	\$ -4.6
63	Sell	08.04.2004 12:57:03	1.20712	1.03	12.04.2004 00:00:05	1.20741	\$ -35.02
54	Sell	12.04.2004 16:00:03	127.227	0.42	13.04.2004 13:39:03	127.227	\$ 0.0
59	Sell	13.04.2004 06:13:01	1.20413	1.75	13.04.2004 19:30:00	1.19343	\$ 1863.77
56	Sell	13.04.2004 07:14:10	1.19802	1.19	14.04.2004 01:08:06	1.19248	\$ 653.31
55	Buy	14.04.2004 13:41:00	128.87399	0.3	16.04.2004 06:00:01	130.16499	\$ 387.3
64	Sell	13.04.2004 06:31:01	1.20207	1.33	16.04.2004 07:09:01	1.20207	\$ -6.65
56	Buy	19.04.2004 14:09:02	130.388	0.25	20.04.2004 05:13:11	129.44501	\$ -235.75
57	Sell	20.04.2004 07:02:14	128.903	0.37	20.04.2004 12:41:04	128.903	\$ 0.0
57	Sell	20.04.2004 19:46:02	1.18678	1.13	21.04.2004 14:03:07	1.18678	\$ -5.65
60	Sell	21.04.2004 22:58:02	1.17884	1.52	22.04.2004 00:34:09	1.18213	\$ -507.67
65	Sell	23.04.2004 13:46:11	1.18183	1.0	26.04.2004 00:00:05	1.17923	\$ 255.01
58	Sell	26.04.2004 00:49:03	1.17758	1.11	26.04.2004 02:04:15	1.17908	\$ -172.05
58	Sell	26.04.2004 00:54:14	128.515	0.29	27.04.2004 10:01:00	129.467	\$ -276.08
59	Buy	27.04.2004 18:30:04	1.19401	1.24	28.04.2004 05:08:10	1.19212	\$ -240.57
61	Buy	29.04.2004 12:31:00	1.18684	1.67	29.04.2004 12:38:03	1.18385	\$ -507.68
66	Sell	28.04.2004 16:01:15	1.18254	1.1	29.04.2004 12:50:07	1.18707	\$ -503.79
60	Buy	29.04.2004 13:51:03	1.19496	1.3	29.04.2004 14:00:05	1.19337	\$ -213.2
62	Buy	29.04.2004 12:50:07	1.18669	1.55	30.04.2004 02:15:06	1.19713	\$ 1610.45
61	Buy	04.05.2004 08:42:01	1.20089	1.31	04.05.2004 15:14:01	1.21004	\$ 1192.1
59	Buy	04.05.2004 08:34:11	132.50999	0.39	04.05.2004 19:26:00	132.50999	\$ 0.0
63	Buy	04.05.2004 08:41:00	1.20036	1.86	04.05.2004 22:00:00	1.21044	\$ 1865.6
64	Buy	07.05.2004 12:29:11	1.21257	1.6	07.05.2004 12:30:02	1.20945	\$ -507.19
67	Buy	04.05.2004 08:42:01	1.20055	1.22	07.05.2004 12:31:02	1.20055	\$ -6.1
60	Buy	06.05.2004 06:09:00	132.95799	0.39	07.05.2004 12:34:02	132.95799	\$ 0.0
65	Sell	07.05.2004 12:35:05	1.19627	1.85	07.05.2004 12:44:02	1.19898	\$ -510.6
66	Sell	07.05.2004 13:35:05	1.19539	0.89	10.05.2004 03:00:03	1.1844	\$ 973.66
62	Sell	07.05.2004 14:34:00	1.19189	1.28	10.05.2004 08:23:12	1.18619	\$ 723.2
67	Buy	12.05.2004 12:55:08	1.19306	1.14	12.05.2004 14:30:00	1.18866	\$ -507.3
63	Sell	13.05.2004 15:50:01	1.17869	1.18	14.05.2004 05:59:00	1.18294	\$ -507.41

68	Sell	13.05.2004 12:29:11	1.18145	0.96	14.05.2004 12:44:18	1.18663	\$ -502.08
61	Buy	13.05.2004 01:23:00	135.23599	0.29	14.05.2004 18:00:12	135.78999	\$ 160.66
68	Buy	14.05.2004 13:51:04	1.18718	1.17	17.05.2004 03:15:03	1.19706	\$ 1150.1
64	Buy	17.05.2004 02:10:00	1.19402	1.12	18.05.2004 14:00:04	1.19772	\$ 408.8
69	Sell	20.05.2004 05:39:01	1.19431	1.06	21.05.2004 04:25:06	1.19901	\$ -503.51
65	Buy	21.05.2004 09:12:12	1.2058	1.26	21.05.2004 14:16:14	1.20184	\$ -505.26
62	Buy	25.05.2004 11:02:27	136.226	0.38	25.05.2004 20:00:01	135.14101	\$ -412.3
66	Buy	25.05.2004 08:08:02	1.20679	1.3	26.05.2004 09:29:19	1.21082	\$ 517.4
69	Buy	27.05.2004 01:46:12	1.2132	1.84	27.05.2004 15:15:03	1.22706	\$ 2541.04
63	Buy	27.05.2004 18:17:02	136.295	0.45	28.05.2004 13:32:00	135.36301	\$ -419.4
70	Buy	27.05.2004 06:10:04	1.21641	1.16	31.05.2004 00:00:05	1.22307	\$ 766.76
64	Sell	28.05.2004 15:16:17	134.755	0.4	01.06.2004 09:00:14	133.94	\$ 326.01
67	Buy	02.06.2004 14:07:12	1.22956	1.26	02.06.2004 15:48:03	1.2256	\$ -505.26
68	Sell	04.06.2004 12:30:01	1.21543	1.29	04.06.2004 12:33:02	1.2193	\$ -505.68
70	Sell	04.06.2004 12:30:01	1.21753	2.03	04.06.2004 12:33:02	1.22	\$ -511.56
71	Sell	04.06.2004 12:30:01	1.21556	1.27	04.06.2004 12:33:02	1.21949	\$ -505.47
72	Buy	04.06.2004 12:44:08	1.22676	1.27	04.06.2004 13:15:10	1.22281	\$ -508.0
71	Buy	04.06.2004 12:43:00	1.22489	2.04	04.06.2004 13:23:00	1.22244	\$ -510.0
65	Buy	03.06.2004 10:32:08	136.01601	0.34	07.06.2004 03:00:05	136.304	\$ 97.92
69	Buy	06.06.2004 22:19:05	1.2303	1.35	07.06.2004 04:27:06	1.23269	\$ 315.9
72	Sell	08.06.2004 00:56:00	1.22955	1.92	08.06.2004 04:35:04	1.23216	\$ -510.71
73	Sell	08.06.2004 01:09:00	1.2285	1.2	08.06.2004 04:37:00	1.23267	\$ -506.39
70	Buy	08.06.2004 06:10:17	1.23373	1.3	08.06.2004 07:00:02	1.23252	\$ -163.8
71	Sell	09.06.2004 13:15:09	1.21395	1.3	09.06.2004 19:02:07	1.20381	\$ 1311.71
74	Sell	09.06.2004 12:26:02	1.21472	1.16	14.06.2004 00:00:06	1.1976	\$ 1980.12
72	Sell	11.06.2004 04:55:00	1.20225	1.27	14.06.2004 01:38:01	1.19745	\$ 603.25
66	Buy	14.06.2004 10:00:09	133.35001	0.44	15.06.2004 14:30:11	133.35001	\$ 0.0
75	Sell	16.06.2004 14:37:00	1.20184	1.07	17.06.2004 10:10:00	1.20651	\$ -505.03
67	Sell	21.06.2004 09:13:07	131.062	0.37	21.06.2004 20:27:00	131.879	\$ -302.29
73	Buy	23.06.2004 04:36:15	1.21467	1.4	23.06.2004 08:32:16	1.21467	\$ -7.0
68	Buy	22.06.2004 17:11:00	132.183	0.39	23.06.2004 10:59:07	131.414	\$ -299.91
69	Sell	23.06.2004 22:49:02	130.83099	0.36	25.06.2004 00:11:04	130.83099	\$ 0.0
76	Buy	24.06.2004 13:39:02	1.21644	1.16	25.06.2004 07:06:00	1.21212	\$ -506.91
73	Buy	28.06.2004 12:19:04	1.22221	1.45	28.06.2004 14:37:00	1.21876	\$ -507.51
74	Buy	28.06.2004 12:07:22	1.21911	1.36	28.06.2004 16:52:00	1.21641	\$ -374.0
77	Sell	29.06.2004 18:46:01	1.20695	1.26	30.06.2004 07:44:16	1.21091	\$ -505.26
70	Buy	30.06.2004 09:00:04	132.14101	0.42	30.06.2004 23:49:10	132.228	\$ 36.54
75	Buy	02.07.2004 12:29:11	1.22268	1.35	02.07.2004 16:11:00	1.23226	\$ 1286.55
78	Buy	02.07.2004 12:29:11	1.222	1.27	05.07.2004 00:00:05	1.23279	\$ 1363.98
74	Buy	02.07.2004 12:29:11	1.22031	1.74	05.07.2004 01:45:08	1.23263	\$ 2134.99
71	Buy	02.07.2004 14:57:09	133.418	0.41	06.07.2004 07:00:02	134.535	\$ 457.97
75	Buy	06.07.2004 12:20:00	1.23224	1.61	06.07.2004 14:06:22	1.22913	\$ -508.75
76	Buy	07.07.2004 06:00:08	1.23691	1.61	07.07.2004 07:10:01	1.2338	\$ -508.75
76	Buy	07.07.2004 05:52:12	1.2335	1.42	08.07.2004 03:00:09	1.23538	\$ 259.87
77	Buy	08.07.2004 13:28:02	1.23806	1.64	09.07.2004 02:45:14	1.24129	\$ 521.52
72	Buy	08.07.2004 13:54:00	134.883	0.39	09.07.2004 05:00:04	134.187	\$ -271.44
79	Buy	07.07.2004 05:55:03	1.23651	1.13	12.07.2004 00:00:05	1.24146	\$ 553.69
77	Buy	12.07.2004 07:48:01	1.2422	1.57	12.07.2004 10:56:00	1.24146	\$ -124.04
73	Buy	14.07.2004 06:55:02	134.843	0.38	14.07.2004 09:17:02	134.843	\$ 0.0
80	Sell	13.07.2004 05:00:02	1.23505	1.37	14.07.2004 11:42:01	1.23871	\$ -508.28
81	Buy	16.07.2004 13:25:01	1.24293	1.41	19.07.2004 00:00:05	1.24509	\$ 297.5



78	Buy	16.07.2004 12:46:11	1.23833	2.07	19.07.2004 02:15:08	1.24515	\$ 1401.38
78	Buy	16.07.2004 13:25:01	1.24288	1.59	19.07.2004 03:04:03	1.24509	\$ 343.44
74	Sell	19.07.2004 04:36:05	134.681	0.5	19.07.2004 15:55:06	134.681	\$ 0.0
79	Sell	20.07.2004 18:46:01	1.23255	1.67	21.07.2004 03:51:04	1.23171	\$ 131.94
75	Sell	20.07.2004 13:53:22	134.091	0.47	21.07.2004 07:56:02	134.091	\$ 0.0
82	Sell	20.07.2004 11:03:07	1.23929	1.46	26.07.2004 00:00:05	1.21082	\$ 4149.33
76	Sell	23.07.2004 15:13:00	133.474	0.43	26.07.2004 08:48:03	133.474	\$ 0.0
79	Buy	27.07.2004 08:11:01	1.2161	1.96	27.07.2004 12:19:04	1.2161	\$ -9.8
83	Buy	27.07.2004 09:46:03	1.21823	1.35	27.07.2004 13:20:18	1.21453	\$ -506.25
80	Sell	27.07.2004 14:17:10	1.20853	1.37	28.07.2004 01:13:01	1.20629	\$ 300.02
80	Sell	27.07.2004 14:11:04	1.21093	1.84	28.07.2004 03:30:17	1.20673	\$ 763.6
81	Sell	29.07.2004 13:21:01	1.19972	1.3	29.07.2004 13:48:05	1.20356	\$ -505.7
84	Sell	27.07.2004 14:45:24	1.20538	1.3	29.07.2004 15:09:09	1.20924	\$ -508.3
81	Buy	29.07.2004 14:42:04	1.20826	1.17	29.07.2004 17:14:00	1.20399	\$ -505.45
77	Buy	28.07.2004 16:00:04	134.683	0.5	30.07.2004 06:04:10	134.683	\$ 0.0
82	Buy	30.07.2004 12:43:00	1.20951	1.74	30.07.2004 14:00:04	1.20664	\$ -508.07
85	Buy	30.07.2004 12:43:00	1.20994	1.24	30.07.2004 14:01:01	1.20591	\$ -505.92
86	Buy	03.08.2004 14:09:00	1.20747	1.29	04.08.2004 02:24:02	1.2036	\$ -505.68
83	Buy	03.08.2004 13:45:02	1.20565	1.75	04.08.2004 02:51:13	1.2028	\$ -507.49
82	Sell	04.08.2004 12:06:00	1.19912	1.45	04.08.2004 14:32:04	1.20258	\$ -508.94
83	Buy	06.08.2004 12:30:01	1.20928	1.79	06.08.2004 12:31:03	1.21658	\$ 1297.75
87	Buy	06.08.2004 12:30:01	1.21106	1.55	09.08.2004 00:00:05	1.22697	\$ 2458.29
84	Buy	06.08.2004 12:30:01	1.21103	2.31	09.08.2004 02:00:00	1.22714	\$ 3709.85
85	Buy	10.08.2004 13:54:00	1.22984	2.34	10.08.2004 16:32:00	1.22984	\$ -11.7
88	Buy	10.08.2004 14:01:02	1.23042	1.71	10.08.2004 18:18:09	1.2275	\$ -507.88
86	Sell	10.08.2004 18:48:10	1.22483	1.44	11.08.2004 07:03:03	1.22483	\$ -7.2
89	Sell	10.08.2004 18:56:01	1.22371	1.69	12.08.2004 08:34:12	1.22667	\$ -508.7
78	Buy	13.08.2004 00:01:02	136.554	0.52	13.08.2004 06:17:02	136.554	\$ 0.0
84	Sell	13.08.2004 06:32:01	1.21937	1.81	13.08.2004 12:21:01	1.22213	\$ -508.6
90	Buy	15.08.2004 21:49:03	1.23782	1.24	16.08.2004 00:00:05	1.23717	\$ -86.81
85	Buy	13.08.2004 12:48:00	1.23179	1.77	16.08.2004 00:31:02	1.23668	\$ 856.7
87	Buy	13.08.2004 12:30:02	1.22728	1.68	16.08.2004 02:00:00	1.23663	\$ 1562.39
86	Buy	17.08.2004 12:31:02	1.23826	1.57	17.08.2004 12:38:05	1.23507	\$ -508.69
88	Sell	18.08.2004 07:24:10	1.23257	2.47	18.08.2004 16:28:00	1.23257	\$ -12.35
87	Sell	20.08.2004 12:17:02	1.22847	1.76	20.08.2004 14:07:05	1.23131	\$ -508.65
91	Sell	20.08.2004 10:50:07	1.23298	1.47	23.08.2004 00:00:05	1.23139	\$ 226.38
92	Sell	23.08.2004 12:22:02	1.22346	1.29	23.08.2004 12:30:01	1.22367	\$ -33.55
79	Sell	20.08.2004 12:16:00	134.66701	0.45	24.08.2004 05:00:06	133.52699	\$ 513.01
93	Sell	24.08.2004 16:46:20	1.20675	1.25	25.08.2004 08:02:08	1.21074	\$ -504.99
89	Buy	26.08.2004 11:48:09	1.21059	1.63	26.08.2004 13:48:00	1.20752	\$ -508.56
94	Sell	27.08.2004 15:56:05	1.20224	1.24	30.08.2004 00:00:05	1.20086	\$ 164.92
88	Sell	27.08.2004 13:58:05	1.2045	1.49	30.08.2004 01:04:00	1.20071	\$ 557.25
80	Sell	27.08.2004 12:57:02	131.972	0.38	30.08.2004 01:31:08	131.972	\$ 0.0
90	Sell	27.08.2004 13:58:05	1.20413	1.55	30.08.2004 03:15:03	1.20035	\$ 578.17
89	Buy	31.08.2004 14:01:01	1.21343	1.56	01.09.2004 06:10:07	1.21738	\$ 608.4
91	Buy	01.09.2004 17:08:04	1.22045	1.47	02.09.2004 06:30:02	1.21733	\$ -466.0
95	Buy	31.08.2004 15:12:01	1.21712	1.3	03.09.2004 12:31:03	1.21326	\$ -508.3
81	Sell	03.09.2004 12:58:18	132.593	0.5	03.09.2004 16:50:04	133.379	\$ -393.0
92	Sell	03.09.2004 12:30:01	1.21456	2.19	06.09.2004 02:00:00	1.20505	\$ 2071.75
93	Buy	07.09.2004 05:28:04	1.20794	2.5	07.09.2004 11:54:11	1.20794	\$ -12.5
96	Buy	07.09.2004 09:15:18	1.21065	1.86	07.09.2004 11:54:11	1.20796	\$ -509.63

82	Sell	07.09.2004 12:42:04	132.382	0.42	07.09.2004 18:59:00	132.382	\$ 0.0
90	Sell	08.09.2004 11:24:07	1.20399	1.86	08.09.2004 14:34:00	1.20667	\$ -507.79
91	Buy	08.09.2004 18:56:01	1.21917	1.81	09.09.2004 02:03:04	1.21792	\$ -235.31
94	Buy	08.09.2004 14:46:06	1.21091	1.51	09.09.2004 04:15:03	1.21895	\$ 1206.5
95	Buy	09.09.2004 16:01:16	1.21945	1.68	10.09.2004 05:30:14	1.223	\$ 588.01
97	Buy	09.09.2004 21:15:00	1.22366	1.43	10.09.2004 12:35:05	1.22016	\$ -507.65
96	Buy	10.09.2004 12:58:01	1.22974	1.64	10.09.2004 18:54:03	1.22668	\$ -510.04
83	Buy	09.09.2004 05:02:27	133.395	0.43	12.09.2004 22:00:18	134.299	\$ 388.72
92	Sell	15.09.2004 14:29:05	1.21575	1.62	16.09.2004 15:05:01	1.21455	\$ 186.29
97	Sell	16.09.2004 13:42:01	1.21319	1.9	16.09.2004 15:24:01	1.21582	\$ -509.2
98	Sell	15.09.2004 13:34:02	1.21809	1.36	16.09.2004 16:01:15	1.21809	\$ -6.8
98	Buy	16.09.2004 16:01:15	1.21605	1.63	17.09.2004 05:30:03	1.21837	\$ 370.0
93	Buy	21.09.2004 18:19:01	1.22938	1.88	22.09.2004 07:37:01	1.22938	\$ -9.4
84	Buy	21.09.2004 10:11:06	134.425	0.62	23.09.2004 03:00:06	135.94901	\$ 944.88
99	Buy	23.09.2004 11:06:05	1.23317	1.34	23.09.2004 14:19:02	1.22944	\$ -506.53
94	Buy	24.09.2004 12:34:05	1.23459	1.48	24.09.2004 13:08:08	1.23122	\$ -506.17
100	Buy	28.09.2004 12:19:04	1.23418	1.47	28.09.2004 14:54:10	1.23078	\$ -507.15
85	Buy	27.09.2004 13:02:03	136.49699	0.58	29.09.2004 06:00:02	136.882	\$ 223.31
99	Sell	29.09.2004 15:17:05	1.23017	1.69	29.09.2004 18:19:01	1.23313	\$ -508.68
95	Buy	30.09.2004 11:31:29	1.23595	1.78	30.09.2004 16:19:01	1.24321	\$ 1283.37
100	Buy	30.09.2004 11:31:29	1.23569	2.04	01.10.2004 01:00:04	1.24233	\$ 1344.35
101	Buy	30.09.2004 11:32:04	1.23644	1.49	04.10.2004 00:00:06	1.2387	\$ 329.3
96	Sell	04.10.2004 14:15:34	1.22755	1.75	05.10.2004 06:08:10	1.22827	\$ -134.75
86	Sell	04.10.2004 14:57:09	136.24899	0.42	05.10.2004 07:01:00	136.24899	\$ 0.0
101	Buy	05.10.2004 12:12:06	1.23075	1.9	05.10.2004 20:59:01	1.23075	\$ -9.5
102	Buy	05.10.2004 16:17:00	1.23211	1.5	06.10.2004 07:09:00	1.22877	\$ -508.5
97	Sell	06.10.2004 13:11:16	1.22561	1.81	06.10.2004 13:50:12	1.22837	\$ -508.6
102	Buy	08.10.2004 04:00:00	1.23121	2.43	08.10.2004 10:04:10	1.23121	\$ -12.15
103	Buy	08.10.2004 06:11:03	1.23311	1.5	08.10.2004 12:26:02	1.22977	\$ -508.5
103	Buy	08.10.2004 12:44:01	1.23785	2.05	11.10.2004 02:00:01	1.23977	\$ 383.37
98	Buy	08.10.2004 12:45:06	1.23907	1.84	11.10.2004 18:00:02	1.23743	\$ -310.97
87	Sell	08.10.2004 09:49:05	135.84399	0.54	12.10.2004 02:00:33	135.59599	\$ 133.92
99	Sell	13.10.2004 11:45:15	1.22724	1.92	13.10.2004 15:32:02	1.22724	\$ -9.6
104	Sell	13.10.2004 10:41:12	1.22953	2.32	13.10.2004 17:40:03	1.22953	\$ -11.6
104	Sell	12.10.2004 07:30:12	1.23113	1.71	13.10.2004 17:47:01	1.23113	\$ -8.55
88	Sell	13.10.2004 12:43:08	134.703	0.54	13.10.2004 17:54:03	135.381	\$ -366.12
105	Buy	15.10.2004 12:39:06	1.24225	1.39	18.10.2004 00:00:06	1.24795	\$ 785.35
105	Buy	15.10.2004 12:40:06	1.24296	2.13	18.10.2004 02:00:00	1.24737	\$ 928.69
89	Buy	14.10.2004 15:16:18	135.825	0.42	18.10.2004 08:00:03	136.31	\$ 203.7
100	Buy	15.10.2004 12:40:06	1.24317	1.95	18.10.2004 13:00:01	1.24999	\$ 1320.14
106	Buy	18.10.2004 13:01:07	1.25045	1.43	18.10.2004 13:15:10	1.25187	\$ 195.91
106	Buy	18.10.2004 12:58:00	1.24989	2.1	18.10.2004 16:12:02	1.24989	\$ -10.5
101	Buy	20.10.2004 07:21:26	1.25328	1.61	20.10.2004 13:01:06	1.26118	\$ 1263.85
107	Buy	20.10.2004 07:22:25	1.25478	1.95	20.10.2004 20:45:00	1.25828	\$ 672.75
108	Buy	21.10.2004 08:06:11	1.26302	1.74	21.10.2004 12:05:12	1.26015	\$ -508.09
109	Buy	22.10.2004 11:57:00	1.26549	1.8	22.10.2004 12:01:03	1.26272	\$ -507.61
90	Sell	21.10.2004 12:54:00	135.446	0.43	24.10.2004 21:03:22	136.215	\$ -330.67
107	Buy	20.10.2004 07:22:25	1.25541	1.29	25.10.2004 00:00:05	1.2734	\$ 2314.26
102	Buy	22.10.2004 19:48:08	1.26556	1.43	25.10.2004 00:25:02	1.2751	\$ 1357.06
91	Sell	27.10.2004 18:01:02	135.453	0.55	27.10.2004 22:16:09	135.453	\$ 0.0
110	Sell	27.10.2004 15:20:02	1.27274	1.31	28.10.2004 04:45:02	1.2713	\$ 182.1

111	Sell	29.10.2004 14:09:00	1.27154	1.43	29.10.2004 15:25:09	1.27502	\$ -504.78
108	Buy	31.10.2004 22:36:11	1.2814	1.21	01.11.2004 00:00:05	1.2822	\$ 90.75
92	Sell	02.11.2004 16:31:04	134.812	0.55	03.11.2004 09:31:01	135.41901	\$ -333.86
103	Buy	03.11.2004 23:43:02	1.28298	1.4	04.11.2004 07:07:05	1.28205	\$ -137.19
93	Buy	03.11.2004 13:30:11	136.05099	0.57	04.11.2004 08:32:12	136.05099	\$ 0.0
112	Buy	05.11.2004 11:43:20	1.28856	1.91	05.11.2004 12:49:02	1.28594	\$ -509.97
109	Sell	05.11.2004 13:36:00	1.28015	1.43	05.11.2004 14:06:22	1.28366	\$ -509.08
113	Sell	05.11.2004 13:31:01	1.28351	1.75	05.11.2004 14:33:05	1.28351	\$ -8.75
104	Buy	05.11.2004 14:37:01	1.28954	1.32	05.11.2004 14:38:11	1.28576	\$ -505.56
110	Buy	05.11.2004 21:24:01	1.29693	1.19	08.11.2004 00:00:05	1.29601	\$ -115.42
114	Buy	05.11.2004 15:01:03	1.28924	0.84	08.11.2004 04:30:00	1.29773	\$ 708.96
94	Buy	05.11.2004 19:45:03	136.759	0.49	08.11.2004 22:07:06	136.168	\$ -289.59
115	Buy	10.11.2004 10:13:03	1.29396	2.06	10.11.2004 13:36:01	1.29396	\$ -10.3
105	Buy	10.11.2004 13:39:02	1.29841	1.44	10.11.2004 13:58:06	1.29493	\$ -508.33
111	Buy	10.11.2004 10:58:03	1.29615	1.41	10.11.2004 14:49:03	1.29261	\$ -506.18
116	Sell	10.11.2004 15:19:12	1.28599	1.02	10.11.2004 15:55:07	1.29087	\$ -502.86
95	Buy	10.11.2004 09:09:01	136.95599	0.67	12.11.2004 01:08:01	137.399	\$ 296.82
117	Sell	12.11.2004 14:12:09	1.28865	1.87	12.11.2004 15:03:00	1.29132	\$ -508.63
112	Buy	12.11.2004 17:02:07	1.29741	1.4	15.11.2004 00:00:05	1.29834	\$ 123.19
118	Buy	12.11.2004 16:01:04	1.29378	1.37	15.11.2004 05:30:00	1.29724	\$ 467.18
106	Buy	17.11.2004 08:09:04	1.29969	1.64	18.11.2004 11:00:00	1.3044	\$ 764.23
113	Buy	17.11.2004 09:46:02	1.30208	1.4	18.11.2004 12:17:00	1.30208	\$ -7.0
96	Sell	17.11.2004 08:49:04	136.04601	0.7	19.11.2004 01:00:13	134.957	\$ 762.3
114	Buy	19.11.2004 11:14:01	1.30343	1.31	22.11.2004 00:00:05	1.30193	\$ -203.05
119	Sell	23.11.2004 00:56:01	1.30134	2.5	23.11.2004 07:19:03	1.30134	\$ -12.5
115	Sell	23.11.2004 02:33:09	1.29959	1.54	23.11.2004 10:27:02	1.30283	\$ -506.66
107	Buy	23.11.2004 11:08:04	1.30715	1.47	23.11.2004 11:19:00	1.30376	\$ -505.67
97	Buy	24.11.2004 05:13:02	135.71001	0.64	25.11.2004 22:00:19	135.92799	\$ 139.51
120	Sell	26.11.2004 08:31:01	1.31926	1.14	26.11.2004 08:32:17	1.32363	\$ -503.88
116	Buy	24.11.2004 09:46:03	1.31413	1.23	29.11.2004 00:00:05	1.32656	\$ 1522.75
108	Buy	30.11.2004 14:55:04	1.33278	1.28	30.11.2004 15:48:05	1.32887	\$ -506.87
98	Buy	29.11.2004 18:03:02	136.62399	0.55	30.11.2004 22:35:05	136.62399	\$ 0.0
109	Buy	01.12.2004 07:47:04	1.33297	1.21	01.12.2004 08:39:09	1.32909	\$ -475.53
117	Buy	02.12.2004 01:33:06	1.33681	1.25	02.12.2004 10:29:04	1.33283	\$ -503.76
121	Sell	02.12.2004 15:39:05	1.32715	1.4	03.12.2004 01:30:01	1.32715	\$ -7.0
99	Buy	03.12.2004 01:19:06	137.064	0.47	03.12.2004 12:25:07	137.064	\$ 0.0
122	Buy	03.12.2004 13:30:05	1.3366	1.79	03.12.2004 13:34:02	1.33381	\$ -508.36
118	Buy	03.12.2004 13:30:05	1.33262	1.19	06.12.2004 00:00:06	1.34433	\$ 1387.53
110	Buy	03.12.2004 16:06:00	1.33806	1.32	06.12.2004 04:14:13	1.34433	\$ 821.03
123	Sell	06.12.2004 20:25:11	1.34022	1.65	07.12.2004 06:27:03	1.34325	\$ -508.21
111	Buy	07.12.2004 06:55:16	1.34592	1.32	07.12.2004 07:00:02	1.34512	\$ -112.2
119	Sell	08.12.2004 05:51:01	1.33361	1.37	08.12.2004 06:47:01	1.33725	\$ -505.52
112	Sell	08.12.2004 13:45:03	1.32359	1.46	08.12.2004 14:24:08	1.32701	\$ -506.62
113	Sell	10.12.2004 09:45:17	1.31924	1.03	10.12.2004 16:19:01	1.32407	\$ -502.64
100	Buy	14.12.2004 13:32:00	139.839	0.49	15.12.2004 00:16:06	139.839	\$ 0.0
114	Buy	15.12.2004 10:35:05	1.33517	1.19	16.12.2004 05:19:12	1.33986	\$ 552.15
124	Buy	16.12.2004 12:37:00	1.34227	1.33	16.12.2004 13:46:10	1.33852	\$ -505.4
120	Buy	15.12.2004 12:55:08	1.33897	1.11	16.12.2004 14:10:01	1.33447	\$ -505.04
101	Sell	16.12.2004 13:30:11	138.84801	0.65	16.12.2004 17:01:02	138.84801	\$ 0.0
125	Sell	16.12.2004 14:04:14	1.33641	1.18	17.12.2004 03:30:17	1.32385	\$ 1476.2
121	Sell	21.12.2004 08:03:05	1.33593	1.35	21.12.2004 10:04:02	1.33962	\$ -504.9

126	Buy	23.12.2004 03:39:00	1.34294	2.33	23.12.2004 10:18:01	1.34294	\$ -11.65
115	Buy	23.12.2004 03:39:00	1.34254	1.35	23.12.2004 20:27:44	1.35113	\$ 1152.9
122	Buy	23.12.2004 07:56:03	1.34414	1.16	27.12.2004 00:00:05	1.35231	\$ 941.91
102	Buy	23.12.2004 11:55:03	139.923	0.53	27.12.2004 04:00:05	140.285	\$ 191.86
123	Buy	27.12.2004 15:13:07	1.35782	1.75	27.12.2004 15:15:03	1.35792	\$ 8.75
127	Buy	27.12.2004 15:02:06	1.35623	2.41	28.12.2004 04:30:00	1.35974	\$ 833.86
116	Buy	29.12.2004 08:27:05	1.36415	1.66	29.12.2004 09:00:02	1.36203	\$ -360.22
103	Buy	29.12.2004 04:58:08	140.731	0.63	30.12.2004 13:33:06	140.797	\$ 41.58
117	Buy	30.12.2004 18:45:00	1.36448	1.43	31.12.2004 00:00:06	1.36211	\$ -346.06
118	Sell	31.12.2004 17:26:33	1.35211	1.39	31.12.2004 18:03:16	1.35571	\$ -507.35
124	Sell	31.12.2004 17:06:02	1.35464	1.35	03.01.2005 00:00:05	1.35787	\$ -442.8
128	Sell	31.12.2004 17:06:02	1.35488	1.31	03.01.2005 06:30:02	1.34494	\$ 1295.59
104	Sell	31.12.2004 00:34:03	140.049	0.46	03.01.2005 08:09:03	139.153	\$ 412.16
105	Sell	05.01.2005 15:44:02	137.82401	0.44	07.01.2005 08:00:17	138.017	\$ -84.92
129	Buy	07.01.2005 09:06:06	1.32255	1.93	07.01.2005 13:03:11	1.31996	\$ -509.53
119	Sell	07.01.2005 13:29:16	1.31539	1.13	07.01.2005 13:30:04	1.31981	\$ -505.11
130	Sell	07.01.2005 13:29:16	1.31608	1.6	07.01.2005 13:30:04	1.31921	\$ -508.81
125	Sell	04.01.2005 08:56:05	1.34036	1.03	10.01.2005 00:00:05	1.30734	\$ 3395.92
131	Sell	07.01.2005 15:21:02	1.31268	0.89	10.01.2005 04:45:02	1.30813	\$ 400.51
106	Sell	11.01.2005 16:40:02	136.19901	0.56	12.01.2005 15:32:06	135.989	\$ 117.6
132	Buy	12.01.2005 13:31:00	1.31891	1.4	13.01.2005 03:00:09	1.32501	\$ 846.99
120	Buy	12.01.2005 14:53:05	1.32479	1.22	13.01.2005 10:50:06	1.3207	\$ -505.07
126	Buy	12.01.2005 13:30:04	1.31669	1.28	14.01.2005 02:09:14	1.31669	\$ -6.4
133	Sell	14.01.2005 02:45:14	1.31205	1.98	14.01.2005 03:06:03	1.31457	\$ -508.85
107	Sell	14.01.2005 02:47:02	135.02901	0.46	17.01.2005 19:00:00	133.405	\$ 747.04
127	Sell	17.01.2005 22:41:00	1.30534	1.3	17.01.2005 22:45:03	1.30586	\$ -74.08
121	Sell	17.01.2005 22:51:12	1.3041	1.4	18.01.2005 03:36:03	1.30464	\$ -82.6
108	Sell	18.01.2005 21:36:00	133.245	0.39	19.01.2005 08:38:02	133.93401	\$ -268.71
134	Buy	19.01.2005 08:37:00	1.3081	2.14	19.01.2005 14:16:15	1.3081	\$ -10.7
122	Sell	19.01.2005 18:04:28	1.29928	1.38	19.01.2005 22:15:03	1.30124	\$ -277.37
128	Buy	21.01.2005 10:04:11	1.30101	1.18	21.01.2005 11:55:06	1.29679	\$ -503.86
123	Sell	21.01.2005 12:14:13	1.29241	1.3	21.01.2005 12:26:01	1.29625	\$ -505.7
109	Buy	21.01.2005 07:37:24	134.358	0.36	21.01.2005 14:53:07	134.358	\$ 0.0
110	Buy	25.01.2005 08:38:19	134.813	0.47	25.01.2005 13:14:02	134.813	\$ 0.0
135	Sell	25.01.2005 15:29:01	1.29685	1.53	26.01.2005 04:45:02	1.29911	\$ -353.43
124	Buy	26.01.2005 17:55:02	1.30966	1.37	26.01.2005 20:09:00	1.30601	\$ -506.89
129	Buy	26.01.2005 13:58:05	1.3046	1.27	27.01.2005 10:08:01	1.3046	\$ -6.35
111	Buy	27.01.2005 07:34:07	135.332	0.5	27.01.2005 12:22:06	134.63499	\$ -348.5
136	Buy	28.01.2005 13:33:05	1.30604	1.88	28.01.2005 15:09:09	1.30338	\$ -509.49
137	Sell	28.01.2005 15:16:08	1.30142	1.37	28.01.2005 21:47:03	1.30508	\$ -508.28
138	Sell	03.02.2005 13:47:08	1.29671	2.09	03.02.2005 15:09:03	1.29671	\$ -10.45
125	Sell	03.02.2005 13:46:11	1.29752	1.5	04.02.2005 13:30:05	1.30086	\$ -508.5
130	Sell	03.02.2005 13:45:03	1.29819	1.41	04.02.2005 13:30:05	1.30173	\$ -506.2
112	Sell	04.02.2005 10:30:02	134.87801	0.7	04.02.2005 13:30:07	134.87801	\$ 0.0
139	Buy	04.02.2005 13:30:05	1.30028	2.36	04.02.2005 13:47:09	1.30028	\$ -11.8
131	Sell	04.02.2005 13:51:04	1.29128	1.51	04.02.2005 13:54:00	1.2946	\$ -508.87
140	Sell	04.02.2005 13:50:12	1.29417	2.26	04.02.2005 14:42:04	1.29638	\$ -510.76
141	Sell	04.02.2005 17:05:01	1.28985	0.97	07.02.2005 06:30:02	1.28421	\$ 542.23
132	Sell	07.02.2005 16:57:14	1.2777	1.25	07.02.2005 17:00:00	1.27706	\$ 73.75
142	Sell	07.02.2005 17:13:01	1.27406	1.39	07.02.2005 19:15:01	1.27765	\$ -505.96
143	Buy	08.02.2005 16:32:01	1.27961	1.45	08.02.2005 17:36:01	1.27616	\$ -507.51

144	Buy	09.02.2005 16:18:02	1.28031	1.43	10.02.2005 05:45:06	1.28093	\$ 81.51
133	Sell	10.02.2005 13:35:06	1.27458	1.31	10.02.2005 13:57:03	1.27841	\$ -508.27
145	Buy	10.02.2005 14:32:00	1.28268	1.34	11.02.2005 04:00:00	1.28747	\$ 635.15
134	Buy	10.02.2005 15:19:11	1.28841	1.37	11.02.2005 13:04:12	1.28476	\$ -506.89
135	Buy	14.02.2005 01:06:01	1.29167	1.47	14.02.2005 01:15:01	1.29162	\$ -14.69
146	Buy	14.02.2005 01:06:01	1.29118	2.36	14.02.2005 14:30:00	1.29635	\$ 1208.32
147	Buy	15.02.2005 09:10:00	1.29923	2.06	15.02.2005 10:28:09	1.29681	\$ -508.81
148	Sell	15.02.2005 12:18:05	1.29451	2.0	15.02.2005 12:19:04	1.29701	\$ -509.99
149	Buy	15.02.2005 13:12:03	1.30113	1.52	15.02.2005 14:11:00	1.30113	\$ -7.6
136	Buy	15.02.2005 13:10:11	1.30067	1.46	15.02.2005 14:45:24	1.29726	\$ -505.16
113	Buy	14.02.2005 17:33:01	136.319	0.46	15.02.2005 15:55:03	135.806	\$ -235.98
150	Buy	15.02.2005 17:58:00	1.30241	0.95	16.02.2005 07:15:04	1.30215	\$ -29.45
137	Buy	16.02.2005 13:27:02	1.30565	1.15	16.02.2005 15:00:02	1.30129	\$ -507.15
138	Sell	16.02.2005 15:25:10	1.29652	1.29	16.02.2005 17:21:00	1.30039	\$ -505.68
151	Sell	16.02.2005 15:20:03	1.29881	1.25	16.02.2005 18:12:00	1.30282	\$ -507.5
152	Buy	16.02.2005 18:55:01	1.3044	0.95	17.02.2005 08:15:25	1.30484	\$ 37.05
126	Buy	17.02.2005 07:46:03	1.30608	1.29	17.02.2005 13:45:02	1.3022	\$ -506.97
114	Buy	16.02.2005 05:04:26	136.577	0.41	17.02.2005 22:00:18	137.911	\$ 546.94
139	Sell	18.02.2005 11:49:08	1.30293	1.36	18.02.2005 14:08:10	1.30661	\$ -507.28
127	Buy	22.02.2005 02:46:14	1.30882	1.81	22.02.2005 03:27:00	1.31577	\$ 1248.9
153	Buy	22.02.2005 02:47:00	1.30904	2.5	22.02.2005 16:15:02	1.32343	\$ 3585.0
115	Sell	22.02.2005 09:14:12	137.217	0.46	22.02.2005 18:51:01	138.009	\$ -364.32
116	Buy	22.02.2005 23:55:05	138.271	0.42	23.02.2005 08:59:06	138.271	\$ 0.0
140	Buy	22.02.2005 02:58:03	1.30971	1.77	28.02.2005 00:00:05	1.32469	\$ 2642.6
117	Buy	25.02.2005 19:38:11	139.304	0.48	28.02.2005 07:55:00	138.63699	\$ -320.16
128	Buy	28.02.2005 02:25:16	1.32731	1.21	28.02.2005 08:04:02	1.32469	\$ -323.07
118	Sell	28.02.2005 11:56:05	138.155	0.46	02.03.2005 04:00:00	137.798	\$ 164.22
129	Sell	02.03.2005 08:53:02	1.31432	1.4	03.03.2005 00:22:00	1.31432	\$ -7.0
154	Buy	04.03.2005 13:31:00	1.31433	2.18	04.03.2005 13:34:02	1.31203	\$ -512.31
141	Sell	01.03.2005 01:59:08	1.32029	1.39	04.03.2005 14:31:07	1.32029	\$ -6.95
155	Buy	04.03.2005 13:49:06	1.31447	1.87	07.03.2005 03:15:03	1.32267	\$ 1524.04
130	Buy	08.03.2005 08:41:00	1.3253	1.75	08.03.2005 09:00:10	1.32545	\$ 17.49
156	Buy	09.03.2005 17:45:00	1.34142	1.37	09.03.2005 23:32:03	1.33776	\$ -508.28
157	Buy	11.03.2005 13:34:02	1.34391	2.19	11.03.2005 13:55:07	1.34391	\$ -10.95
119	Buy	10.03.2005 04:05:21	139.84399	0.42	11.03.2005 21:00:02	139.87801	\$ 14.28
142	Buy	08.03.2005 14:56:01	1.3321	1.54	14.03.2005 00:00:05	1.34714	\$ 2308.45
131	Buy	11.03.2005 16:12:03	1.34767	1.33	14.03.2005 05:36:11	1.3439	\$ -508.06
143	Buy	15.03.2005 13:32:03	1.33985	1.37	15.03.2005 14:00:05	1.3362	\$ -506.89
132	Sell	15.03.2005 14:35:00	1.33294	1.46	16.03.2005 04:19:03	1.3306	\$ 334.33
120	Sell	15.03.2005 14:32:05	139.38699	0.49	16.03.2005 08:44:12	139.38699	\$ 0.0
158	Sell	17.03.2005 13:27:02	1.33331	1.79	17.03.2005 13:28:01	1.33611	\$ -510.15
144	Sell	17.03.2005 13:27:02	1.33435	1.27	17.03.2005 15:41:01	1.3383	\$ -508.0
159	Sell	18.03.2005 08:55:00	1.33098	2.32	18.03.2005 16:41:03	1.33098	\$ -11.6
133	Sell	18.03.2005 12:59:02	1.32894	1.44	18.03.2005 21:57:16	1.33242	\$ -508.31
145	Sell	18.03.2005 12:04:06	1.3303	1.25	21.03.2005 00:00:05	1.33172	\$ -183.75
121	Sell	21.03.2005 07:50:07	138.82401	0.58	22.03.2005 19:17:00	138.80701	\$ 9.86
160	Sell	22.03.2005 19:55:00	1.30897	1.64	23.03.2005 09:15:05	1.30436	\$ 747.85
134	Sell	22.03.2005 19:44:07	1.31151	1.48	23.03.2005 09:56:10	1.30257	\$ 1315.72
146	Sell	22.03.2005 20:05:10	1.30656	1.39	28.03.2005 00:00:05	1.29523	\$ 1567.94
161	Sell	28.03.2005 01:00:05	1.29247	2.35	28.03.2005 09:51:06	1.29247	\$ -11.75
122	Buy	29.03.2005 00:31:03	138.47701	0.5	30.03.2005 17:00:00	138.877	\$ 200.0

135	Buy	31.03.2005 13:32:02	1.29825	1.44	31.03.2005 20:00:00	1.296	\$ -331.19
162	Buy	01.04.2005 13:30:04	1.30014	2.22	01.04.2005 14:04:04	1.30014	\$ -11.1
147	Buy	01.04.2005 13:30:04	1.3	1.52	01.04.2005 14:13:02	1.29672	\$ -506.15
123	Buy	01.04.2005 05:15:12	139.33701	0.41	01.04.2005 15:15:00	138.57001	\$ -314.47
148	Sell	01.04.2005 15:22:00	1.28857	1.37	04.04.2005 00:00:06	1.28824	\$ 38.37
163	Sell	01.04.2005 15:01:06	1.29433	1.27	04.04.2005 03:30:03	1.28983	\$ 565.15
149	Sell	04.04.2005 14:13:02	1.28348	1.11	04.04.2005 14:15:34	1.28362	\$ -21.08
136	Sell	04.04.2005 13:27:01	1.28536	1.45	05.04.2005 12:37:01	1.2842	\$ 160.95
124	Buy	05.04.2005 07:06:03	139.41299	0.53	07.04.2005 00:00:05	140.007	\$ 314.82
150	Buy	08.04.2005 15:41:01	1.28962	1.35	11.04.2005 00:00:05	1.2919	\$ 301.05
137	Buy	11.04.2005 03:14:16	1.29362	1.49	11.04.2005 04:00:00	1.29234	\$ -198.16
164	Buy	08.04.2005 16:04:01	1.29332	1.28	11.04.2005 05:30:01	1.29197	\$ -179.19
125	Buy	10.04.2005 23:14:03	140.108	0.6	12.04.2005 00:14:13	139.504	\$ -362.4
165	Sell	12.04.2005 12:48:00	1.29382	1.59	13.04.2005 02:15:02	1.29107	\$ 429.31
126	Sell	13.04.2005 00:12:04	139.01801	0.63	14.04.2005 17:00:00	138.662	\$ 224.29
138	Sell	14.04.2005 12:52:02	1.28061	1.48	15.04.2005 06:36:07	1.28104	\$ -71.04
151	Sell	12.04.2005 12:49:03	1.29263	1.44	15.04.2005 14:22:08	1.29263	\$ -7.2
139	Buy	18.04.2005 14:31:06	1.30045	1.34	19.04.2005 02:50:00	1.30085	\$ 46.91
166	Buy	19.04.2005 14:37:00	1.30423	1.45	20.04.2005 04:00:00	1.30698	\$ 391.51
140	Buy	20.04.2005 14:37:00	1.30798	1.31	20.04.2005 15:08:00	1.30599	\$ -267.23
141	Buy	21.04.2005 14:30:03	1.31088	1.4	21.04.2005 15:00:01	1.31053	\$ -56.0
127	Buy	20.04.2005 23:36:06	140.02499	0.62	21.04.2005 15:22:02	140.02499	\$ 0.0
167	Buy	21.04.2005 15:10:03	1.31182	1.33	21.04.2005 15:22:06	1.30807	\$ -505.41
168	Sell	21.04.2005 16:03:00	1.3057	1.22	21.04.2005 17:04:01	1.3057	\$ -6.1
128	Sell	21.04.2005 23:35:06	139.269	0.45	25.04.2005 16:00:02	137.22301	\$ 920.7
142	Sell	25.04.2005 09:00:08	1.29801	1.45	26.04.2005 09:53:00	1.29838	\$ -60.9
169	Sell	26.04.2005 14:18:00	1.29533	1.9	26.04.2005 19:54:07	1.29796	\$ -509.2
170	Sell	27.04.2005 06:07:01	1.29231	2.19	27.04.2005 07:45:05	1.29231	\$ -10.95
129	Sell	27.04.2005 18:18:11	136.99699	0.61	27.04.2005 21:39:03	136.99699	\$ 0.0
143	Sell	28.04.2005 12:11:01	1.29028	1.57	28.04.2005 12:36:06	1.29346	\$ -507.11
171	Buy	29.04.2005 06:26:24	1.29724	1.71	29.04.2005 12:48:00	1.29431	\$ -509.59
144	Sell	29.04.2005 17:25:04	1.28789	1.61	02.05.2005 02:55:01	1.28493	\$ 468.5
172	Buy	03.05.2005 13:27:02	1.28912	1.99	03.05.2005 18:18:09	1.28661	\$ -509.43
145	Buy	05.05.2005 07:47:06	1.29779	1.71	05.05.2005 08:00:24	1.29738	\$ -78.67
152	Buy	04.05.2005 01:57:00	1.29494	1.29	06.05.2005 12:30:01	1.29107	\$ -505.68
130	Sell	06.05.2005 13:02:03	134.879	0.55	08.05.2005 23:01:00	134.879	\$ 0.0
146	Sell	06.05.2005 15:01:03	1.28264	1.6	08.05.2005 23:02:14	1.28174	\$ 136.0
173	Sell	06.05.2005 12:30:01	1.29038	2.5	09.05.2005 02:00:00	1.28058	\$ 2437.52
131	Buy	09.05.2005 21:10:04	135.724	0.59	10.05.2005 07:16:18	135.724	\$ 0.0
147	Sell	11.05.2005 13:11:16	1.27887	1.64	11.05.2005 14:57:05	1.28191	\$ -506.75
174	Sell	11.05.2005 12:31:02	1.28542	1.75	12.05.2005 02:00:01	1.27905	\$ 1105.99
175	Sell	12.05.2005 12:30:02	1.27169	1.86	13.05.2005 02:00:00	1.26817	\$ 645.42
153	Sell	11.05.2005 12:30:02	1.28224	1.46	16.05.2005 00:00:05	1.26031	\$ 3194.49
132	Buy	16.05.2005 09:12:01	135.845	0.53	16.05.2005 15:09:02	135.17599	\$ -354.57
133	Sell	16.05.2005 15:22:03	135.095	0.64	16.05.2005 21:57:00	135.095	\$ 0.0
176	Buy	17.05.2005 08:57:09	1.26622	2.05	17.05.2005 10:43:01	1.26378	\$ -510.44
177	Sell	17.05.2005 12:30:01	1.26117	1.99	17.05.2005 13:35:06	1.26368	\$ -509.43
178	Sell	17.05.2005 19:52:05	1.25958	2.06	18.05.2005 06:19:05	1.26201	\$ -510.87
134	Buy	18.05.2005 02:37:07	135.914	0.43	19.05.2005 19:00:00	135.95	\$ 15.48
154	Sell	20.05.2005 12:19:04	1.26036	1.47	23.05.2005 00:00:06	1.25505	\$ 773.23
179	Sell	20.05.2005 12:55:08	1.25846	2.06	23.05.2005 02:15:03	1.25611	\$ 473.82

148	Sell	20.05.2005 13:03:12	1.25603	1.67	23.05.2005 07:39:18	1.2549	\$ 180.36
155	Buy	23.05.2005 14:27:01	1.25915	1.48	23.05.2005 14:30:02	1.25893	\$ -39.97
180	Buy	23.05.2005 13:54:01	1.25787	1.99	23.05.2005 16:18:01	1.25536	\$ -509.43
181	Buy	25.05.2005 13:20:18	1.25968	1.67	26.05.2005 02:45:13	1.25946	\$ -45.1
135	Buy	25.05.2005 15:07:22	135.877	0.66	26.05.2005 05:51:14	135.44501	\$ -285.11
136	Sell	26.05.2005 16:30:02	135.026	0.59	27.05.2005 14:57:09	135.562	\$ -316.24
149	Sell	26.05.2005 11:16:04	1.25268	1.65	27.05.2005 15:21:01	1.25571	\$ -508.21
150	Sell	30.05.2005 11:03:07	1.24906	1.58	31.05.2005 01:21:22	1.24093	\$ 1276.65
137	Sell	30.05.2005 10:29:09	134.912	0.52	01.06.2005 03:00:05	133.47501	\$ 747.25
182	Buy	03.06.2005 12:30:02	1.23167	1.56	03.06.2005 12:33:02	1.22846	\$ -508.57
156	Sell	31.05.2005 10:12:06	1.23407	1.47	06.06.2005 00:00:05	1.22189	\$ 1783.11
183	Sell	03.06.2005 15:08:01	1.22519	1.06	06.06.2005 03:03:00	1.22519	\$ -5.3
184	Buy	07.06.2005 06:29:00	1.23006	1.71	07.06.2005 12:40:06	1.22713	\$ -509.57
151	Buy	08.06.2005 09:45:17	1.23318	1.33	08.06.2005 16:37:02	1.22942	\$ -506.74
185	Sell	08.06.2005 17:30:22	1.22333	1.41	09.06.2005 07:00:02	1.22161	\$ 235.48
157	Sell	09.06.2005 14:33:06	1.2189	1.16	09.06.2005 16:44:00	1.2232	\$ -504.6
152	Sell	09.06.2005 14:27:00	1.21989	1.38	09.06.2005 16:51:00	1.22352	\$ -507.85
158	Sell	10.06.2005 13:43:02	1.21763	1.25	13.06.2005 00:00:06	1.21136	\$ 777.51
153	Sell	10.06.2005 13:43:02	1.2177	1.5	13.06.2005 01:03:04	1.20883	\$ 1323.0
186	Sell	10.06.2005 12:30:01	1.22035	1.9	13.06.2005 02:00:00	1.20838	\$ 2264.81
138	Buy	13.06.2005 10:04:05	131.735	0.59	14.06.2005 12:12:03	132.30299	\$ 335.12
154	Sell	14.06.2005 16:04:01	1.20262	1.33	15.06.2005 07:55:02	1.20637	\$ -505.4
159	Sell	14.06.2005 15:14:00	1.20277	1.12	15.06.2005 08:00:25	1.20724	\$ -506.24
187	Buy	15.06.2005 13:33:06	1.2084	1.23	16.06.2005 02:54:04	1.2084	\$ -6.15
160	Buy	15.06.2005 17:51:02	1.21173	1.23	16.06.2005 03:47:16	1.20765	\$ -508.0
188	Sell	16.06.2005 14:29:05	1.20586	1.11	16.06.2005 16:23:01	1.21037	\$ -506.15
155	Buy	17.06.2005 10:25:05	1.21656	1.21	17.06.2005 18:15:00	1.22773	\$ 1345.52
161	Buy	17.06.2005 10:24:05	1.21619	1.08	20.06.2005 00:00:05	1.22072	\$ 483.85
139	Buy	17.06.2005 10:24:03	132.451	0.64	20.06.2005 06:11:01	132.67	\$ 140.16
162	Sell	21.06.2005 11:10:10	1.20682	1.1	21.06.2005 13:15:10	1.21137	\$ -506.0
140	Sell	21.06.2005 13:28:02	131.603	0.53	21.06.2005 23:31:05	132.177	\$ -304.22
156	Sell	23.06.2005 12:20:00	1.20556	1.16	24.06.2005 07:33:10	1.20556	\$ -5.8
163	Sell	22.06.2005 11:24:07	1.21001	1.1	24.06.2005 14:31:07	1.21001	\$ -5.5
141	Buy	26.06.2005 23:34:15	132.36501	0.59	28.06.2005 14:24:03	132.73199	\$ 216.52
189	Sell	28.06.2005 06:20:04	1.21303	2.03	28.06.2005 19:45:10	1.20655	\$ 1305.29
190	Buy	29.06.2005 15:03:00	1.20786	1.4	30.06.2005 04:30:00	1.20896	\$ 147.01
142	Buy	29.06.2005 15:43:01	133.368	0.63	01.07.2005 08:00:15	133.825	\$ 287.91
157	Sell	01.07.2005 14:21:07	1.20144	1.39	03.07.2005 22:05:04	1.19127	\$ 1406.68
164	Sell	28.06.2005 06:50:04	1.21233	1.39	04.07.2005 00:00:06	1.19334	\$ 2632.67
191	Sell	01.07.2005 14:25:00	1.19985	1.26	04.07.2005 03:45:14	1.19057	\$ 1162.98
192	Buy	05.07.2005 14:12:04	1.19267	1.37	05.07.2005 15:04:21	1.18903	\$ -505.52
193	Buy	07.07.2005 09:23:07	1.19757	1.64	07.07.2005 09:40:00	1.19757	\$ -8.2
165	Buy	07.07.2005 09:01:11	1.19683	1.18	07.07.2005 13:07:05	1.19258	\$ -507.41
166	Sell	08.07.2005 12:33:01	1.18741	0.96	08.07.2005 12:38:13	1.19262	\$ -504.96
194	Buy	08.07.2005 13:50:02	1.19704	1.27	08.07.2005 15:00:01	1.19312	\$ -504.18
143	Buy	10.07.2005 21:20:03	134.34	0.59	11.07.2005 07:20:07	134.34	\$ 0.0
158	Buy	11.07.2005 14:45:24	1.2038	1.35	12.07.2005 03:31:15	1.21377	\$ 1339.21
167	Sell	13.07.2005 13:19:00	1.21212	1.12	14.07.2005 14:03:06	1.21212	\$ -5.6
195	Buy	14.07.2005 12:59:02	1.2114	1.63	14.07.2005 15:37:22	1.20833	\$ -508.56
144	Buy	14.07.2005 13:55:25	135.82899	0.56	15.07.2005 12:35:02	135.123	\$ -395.36
159	Sell	19.07.2005 05:25:09	1.20151	1.49	19.07.2005 16:07:01	1.20151	\$ -7.45

168	Sell	19.07.2005 07:07:05	1.199	1.25	19.07.2005 16:31:01	1.203	\$ -506.24
160	Buy	20.07.2005 18:04:29	1.2135	1.49	21.07.2005 06:18:07	1.21395	\$ 59.6
196	Buy	20.07.2005 17:31:01	1.21153	1.09	21.07.2005 07:00:02	1.2167	\$ 558.08
145	Buy	20.07.2005 00:41:07	136.002	0.6	21.07.2005 10:58:01	136.383	\$ 228.6
169	Buy	20.07.2005 18:15:00	1.21632	1.1	21.07.2005 14:29:05	1.21177	\$ -506.0
146	Sell	21.07.2005 12:58:19	134.71899	0.51	22.07.2005 00:34:02	134.71899	\$ 0.0
197	Buy	21.07.2005 17:23:00	1.21887	0.84	22.07.2005 06:45:05	1.21725	\$ -140.28
170	Sell	22.07.2005 15:48:04	1.20979	0.91	25.07.2005 00:00:06	1.20564	\$ 373.1
147	Buy	27.07.2005 01:20:07	135.38901	0.53	27.07.2005 23:17:01	135.38901	\$ 0.0
198	Buy	27.07.2005 13:03:12	1.20336	1.49	28.07.2005 02:30:04	1.20639	\$ 444.03
171	Buy	27.07.2005 18:15:01	1.20789	1.24	28.07.2005 07:42:05	1.20387	\$ -504.68
172	Buy	28.07.2005 15:24:03	1.21195	1.1	29.07.2005 09:41:01	1.20741	\$ -504.9
161	Buy	29.07.2005 14:38:10	1.21479	1.41	29.07.2005 15:10:03	1.21242	\$ -341.22
173	Buy	01.08.2005 10:37:12	1.223	1.18	01.08.2005 10:45:00	1.22294	\$ -12.99
162	Buy	03.08.2005 09:01:06	1.22479	1.44	03.08.2005 16:13:00	1.23387	\$ 1300.33
199	Buy	03.08.2005 09:25:08	1.23155	1.4	03.08.2005 22:45:04	1.2325	\$ 126.0
174	Buy	03.08.2005 09:25:08	1.23145	1.24	04.08.2005 07:26:04	1.23145	\$ -6.2
148	Buy	03.08.2005 09:24:07	136.97501	0.77	05.08.2005 02:00:32	137.716	\$ 570.57
200	Buy	04.08.2005 14:35:00	1.23622	1.48	05.08.2005 03:17:03	1.23622	\$ -7.4
175	Buy	04.08.2005 15:25:09	1.2397	1.13	05.08.2005 04:00:00	1.23528	\$ -505.1
176	Sell	05.08.2005 13:11:17	1.23174	1.21	05.08.2005 13:30:04	1.23589	\$ -508.2
201	Sell	05.08.2005 13:11:17	1.23217	1.37	05.08.2005 13:30:04	1.23581	\$ -505.54
177	Buy	08.08.2005 09:16:05	1.23845	1.09	08.08.2005 09:30:13	1.23809	\$ -44.69
202	Buy	09.08.2005 05:54:09	1.24078	1.65	09.08.2005 07:43:06	1.23775	\$ -508.19
163	Buy	09.08.2005 05:54:09	1.24006	1.46	09.08.2005 08:28:14	1.23663	\$ -508.08
164	Buy	10.08.2005 09:23:07	1.24123	1.48	10.08.2005 10:59:09	1.23785	\$ -507.65
149	Sell	10.08.2005 01:26:02	137.731	0.63	11.08.2005 18:00:00	136.66299	\$ 672.85
165	Buy	11.08.2005 07:54:03	1.24237	1.47	12.08.2005 04:49:01	1.24545	\$ 445.41
203	Sell	12.08.2005 12:49:02	1.24121	1.86	12.08.2005 13:25:01	1.24121	\$ -9.3
178	Sell	12.08.2005 13:13:06	1.23925	1.37	12.08.2005 13:46:12	1.2429	\$ -506.91
166	Sell	16.08.2005 01:05:16	1.23267	1.47	16.08.2005 04:41:08	1.23461	\$ -292.53
167	Sell	17.08.2005 06:13:06	1.22957	1.56	18.08.2005 11:26:02	1.22131	\$ 1280.76
179	Sell	18.08.2005 12:51:03	1.21927	1.28	19.08.2005 11:43:20	1.21927	\$ -6.4
204	Sell	19.08.2005 14:24:00	1.2139	1.52	19.08.2005 16:52:00	1.21718	\$ -506.17
150	Sell	18.08.2005 13:59:07	134.539	0.56	22.08.2005 06:00:01	134.21201	\$ 183.13
205	Buy	22.08.2005 10:56:00	1.22176	1.62	23.08.2005 00:15:12	1.22234	\$ 85.85
168	Buy	24.08.2005 13:14:00	1.22735	1.45	24.08.2005 15:23:11	1.22391	\$ -506.05
151	Buy	24.08.2005 03:52:01	134.989	0.62	25.08.2005 12:15:00	134.989	\$ 0.0
169	Buy	28.08.2005 23:53:01	1.2339	1.55	29.08.2005 01:08:05	1.23362	\$ -51.14
152	Buy	29.08.2005 00:13:02	135.662	0.5	29.08.2005 11:57:10	135.662	\$ 0.0
206	Buy	31.08.2005 14:00:03	1.22375	1.5	01.09.2005 03:30:16	1.23332	\$ 1428.0
153	Buy	30.08.2005 15:49:00	136.09399	0.54	01.09.2005 08:00:01	136.748	\$ 353.16
170	Buy	31.08.2005 16:26:00	1.23448	1.44	01.09.2005 14:04:00	1.24352	\$ 1294.56
180	Buy	31.08.2005 14:11:19	1.22739	1.14	05.09.2005 00:00:05	1.25282	\$ 2893.32
171	Sell	08.09.2005 14:31:06	1.23984	1.34	09.09.2005 01:41:03	1.24021	\$ -56.28
154	Buy	09.09.2005 04:00:01	137.37	0.57	09.09.2005 11:14:07	136.965	\$ -230.85
181	Sell	12.09.2005 02:51:12	1.23272	1.16	12.09.2005 03:00:10	1.23324	\$ -66.12
172	Sell	12.09.2005 02:16:03	1.23724	1.29	12.09.2005 14:46:06	1.22728	\$ 1278.38
207	Sell	12.09.2005 02:51:12	1.23264	1.73	12.09.2005 16:15:03	1.22878	\$ 659.15
155	Sell	09.09.2005 14:26:23	136.27299	0.75	13.09.2005 01:48:00	135.783	\$ 367.49
208	Sell	15.09.2005 01:10:03	1.22295	2.03	15.09.2005 09:05:07	1.22295	\$ -10.15



156	Sell	15.09.2005 07:53:00	134.883	0.61	15.09.2005 14:58:02	134.883	\$ 0.0
182	Sell	15.09.2005 07:16:15	1.21986	1.12	16.09.2005 01:51:02	1.22434	\$ -507.36
173	Sell	15.09.2005 01:07:30	1.22456	1.31	16.09.2005 02:12:00	1.22456	\$ -6.55
157	Buy	16.09.2005 18:19:01	136.246	0.51	18.09.2005 21:00:02	135.67101	\$ -293.25
174	Sell	18.09.2005 21:00:00	1.2193	1.43	19.09.2005 06:11:03	1.21049	\$ 1252.69
183	Sell	20.09.2005 21:00:01	1.21061	1.22	21.09.2005 01:54:11	1.21472	\$ -507.52
209	Sell	22.09.2005 14:10:02	1.21607	1.64	22.09.2005 16:21:01	1.21607	\$ -8.2
175	Sell	23.09.2005 12:48:00	1.20967	1.29	25.09.2005 23:11:01	1.2029	\$ 866.87
184	Sell	23.09.2005 12:48:00	1.20938	1.23	26.09.2005 00:00:06	1.20331	\$ 740.46
158	Sell	23.09.2005 09:16:06	135.11099	0.53	26.09.2005 08:22:08	135.653	\$ -287.26
176	Sell	27.09.2005 06:01:02	1.20102	1.4	27.09.2005 08:54:05	1.20459	\$ -506.79
210	Buy	28.09.2005 16:23:01	1.20422	1.72	29.09.2005 00:04:00	1.20422	\$ -8.6
159	Buy	30.09.2005 10:06:08	136.368	0.52	30.09.2005 12:05:05	136.368	\$ 0.0
177	Buy	30.09.2005 14:53:04	1.20802	1.53	30.09.2005 15:00:02	1.20532	\$ -420.75
185	Sell	03.10.2005 01:06:01	1.19409	1.24	03.10.2005 01:15:02	1.19426	\$ -27.28
211	Sell	03.10.2005 01:06:01	1.19403	1.54	03.10.2005 14:30:02	1.19113	\$ 438.92
178	Sell	03.10.2005 00:33:01	1.19778	1.47	04.10.2005 08:17:04	1.19165	\$ 893.76
160	Sell	05.10.2005 08:42:15	135.87	0.72	05.10.2005 20:50:19	136.44901	\$ -416.89
179	Buy	06.10.2005 13:09:09	1.20879	1.52	06.10.2005 17:44:11	1.21605	\$ 1095.93
161	Buy	05.10.2005 22:44:05	136.82001	0.78	07.10.2005 15:00:02	137.89	\$ 834.59
186	Buy	06.10.2005 00:02:03	1.20234	1.5	10.10.2005 00:00:05	1.21245	\$ 1509.0
187	Sell	10.10.2005 12:58:00	1.20666	1.33	10.10.2005 13:00:03	1.20678	\$ -22.6
212	Sell	10.10.2005 12:05:13	1.20817	1.94	11.10.2005 01:30:01	1.20309	\$ 975.84
180	Sell	13.10.2005 12:51:04	1.19498	1.66	13.10.2005 16:35:00	1.198	\$ -509.61
162	Sell	13.10.2005 14:26:22	136.985	0.54	13.10.2005 21:10:04	137.722	\$ -397.98
181	Buy	14.10.2005 17:42:00	1.2098	1.4	16.10.2005 22:04:04	1.20727	\$ -361.2
163	Buy	14.10.2005 00:12:05	137.755	0.52	17.10.2005 17:00:00	138.41499	\$ 343.19
213	Sell	19.10.2005 06:40:04	1.18788	2.01	19.10.2005 08:03:05	1.19037	\$ -510.52
182	Sell	19.10.2005 06:36:07	1.19127	1.25	19.10.2005 09:05:07	1.19275	\$ -191.25
214	Buy	19.10.2005 09:26:08	1.19567	1.33	19.10.2005 22:45:03	1.1973	\$ 210.13
164	Buy	20.10.2005 19:29:16	138.64999	0.56	21.10.2005 09:09:01	138.64999	\$ 0.0
188	Buy	20.10.2005 23:53:00	1.20311	1.3	21.10.2005 15:17:03	1.19925	\$ -508.3
189	Buy	24.10.2005 14:21:10	1.19836	1.34	24.10.2005 14:30:23	1.19731	\$ -147.4
215	Buy	25.10.2005 08:19:00	1.20087	1.65	25.10.2005 21:45:08	1.21045	\$ 1572.45
165	Buy	25.10.2005 14:03:04	139.117	0.61	26.10.2005 00:55:01	139.117	\$ 0.0
183	Buy	25.10.2005 14:02:03	1.20738	1.4	26.10.2005 04:56:00	1.20926	\$ 256.19
190	Buy	25.10.2005 12:57:04	1.20537	1.25	26.10.2005 12:19:05	1.20537	\$ -6.25
191	Buy	27.10.2005 04:28:16	1.21265	1.28	27.10.2005 06:15:07	1.20876	\$ -504.31
184	Buy	27.10.2005 08:09:05	1.2135	1.45	28.10.2005 11:47:14	1.2139	\$ 50.74
192	Sell	28.10.2005 15:12:02	1.20825	1.41	31.10.2005 00:00:05	1.20606	\$ 301.76
216	Sell	28.10.2005 12:49:02	1.21107	1.91	31.10.2005 03:15:02	1.20538	\$ 1077.24
193	Sell	31.10.2005 13:32:02	1.20056	1.24	31.10.2005 13:45:02	1.20118	\$ -83.08
194	Buy	01.11.2005 12:34:05	1.20251	1.41	01.11.2005 14:08:10	1.19898	\$ -504.78
166	Buy	01.11.2005 21:29:01	140.19099	0.66	02.11.2005 00:47:04	140.19099	\$ 0.0
185	Sell	03.11.2005 16:59:01	1.19668	1.58	04.11.2005 02:16:03	1.1948	\$ 289.13
217	Sell	03.11.2005 13:36:00	1.20183	2.01	04.11.2005 03:00:02	1.19468	\$ 1427.11
186	Sell	04.11.2005 14:59:07	1.19216	1.5	04.11.2005 15:35:00	1.18369	\$ 1263.01
195	Sell	03.11.2005 13:34:02	1.20269	1.5	07.11.2005 00:00:06	1.18039	\$ 3337.5
218	Sell	04.11.2005 15:09:09	1.18932	1.43	07.11.2005 04:30:00	1.18168	\$ 1085.37
219	Sell	08.11.2005 01:11:11	1.17349	1.95	08.11.2005 07:15:03	1.17349	\$ -9.75
167	Sell	04.11.2005 15:29:12	139.806	0.6	08.11.2005 08:00:02	138.22701	\$ 947.41

196	Sell	08.11.2005 01:16:18	1.17149	1.2	08.11.2005 14:49:01	1.17565	\$ -505.21
220	Sell	10.11.2005 19:59:01	1.16836	1.57	11.11.2005 09:15:30	1.17008	\$ -277.88
187	Sell	10.11.2005 19:54:07	1.1709	1.43	11.11.2005 11:23:00	1.1709	\$ -7.15
168	Sell	11.11.2005 00:43:12	137.59801	0.52	11.11.2005 11:49:33	138.21899	\$ -322.91
197	Sell	10.11.2005 15:02:07	1.17252	1.33	11.11.2005 20:47:03	1.17252	\$ -6.65
169	Buy	14.11.2005 04:06:03	138.73199	0.72	14.11.2005 16:43:08	138.73199	\$ 0.0
188	Sell	14.11.2005 16:43:00	1.16692	1.51	14.11.2005 18:18:10	1.17024	\$ -508.88
189	Sell	15.11.2005 11:17:06	1.16594	1.64	15.11.2005 13:52:03	1.16854	\$ -434.59
198	Sell	15.11.2005 12:09:00	1.16497	1.44	15.11.2005 13:52:03	1.16843	\$ -505.43
199	Sell	16.11.2005 14:46:06	1.16466	1.47	16.11.2005 16:12:01	1.16807	\$ -508.62
200	Buy	17.11.2005 16:03:00	1.17314	1.55	18.11.2005 08:15:25	1.16991	\$ -508.41
190	Buy	18.11.2005 14:29:06	1.17615	1.53	18.11.2005 15:04:21	1.17443	\$ -270.8
191	Buy	21.11.2005 08:18:15	1.17909	1.41	21.11.2005 15:08:01	1.17909	\$ -7.05
170	Buy	18.11.2005 14:03:02	139.82201	0.56	21.11.2005 15:12:10	139.82401	\$ 1.12
221	Buy	22.11.2005 19:11:01	1.17862	1.45	23.11.2005 00:41:15	1.17862	\$ -7.25
192	Buy	23.11.2005 06:13:00	1.18357	1.42	23.11.2005 08:54:06	1.18112	\$ -355.0
201	Buy	22.11.2005 19:20:01	1.18053	1.74	23.11.2005 09:05:08	1.18053	\$ -8.7
202	Buy	28.11.2005 15:47:16	1.1782	1.88	28.11.2005 16:00:05	1.17893	\$ 127.85
193	Buy	28.11.2005 19:07:02	1.18612	1.96	28.11.2005 23:47:20	1.18357	\$ -509.6
222	Buy	28.11.2005 15:26:07	1.17685	1.79	29.11.2005 04:45:03	1.182	\$ 912.91
171	Buy	28.11.2005 15:05:12	140.591	0.68	29.11.2005 13:05:01	140.591	\$ 0.0
172	Buy	30.11.2005 15:59:11	141.07401	0.68	01.12.2005 12:48:02	141.07401	\$ 0.0
223	Sell	01.12.2005 12:48:00	1.17491	2.5	02.12.2005 02:15:01	1.17223	\$ 657.49
203	Sell	01.12.2005 12:48:00	1.17435	1.69	02.12.2005 13:55:08	1.17435	\$ -8.45
194	Sell	02.12.2005 14:53:04	1.16796	1.61	02.12.2005 15:35:09	1.17106	\$ -507.14
173	Buy	01.12.2005 20:00:00	141.47099	0.59	02.12.2005 15:43:00	140.95399	\$ -305.03
204	Buy	05.12.2005 12:51:02	1.17576	1.46	05.12.2005 13:00:04	1.17681	\$ 146.0
224	Buy	05.12.2005 11:12:01	1.17314	2.5	06.12.2005 00:30:06	1.17846	\$ 1317.49
174	Buy	04.12.2005 23:07:02	141.735	0.42	06.12.2005 16:00:04	142.513	\$ 326.76
225	Buy	08.12.2005 08:25:07	1.17598	2.5	08.12.2005 21:45:08	1.18172	\$ 1422.51
195	Buy	08.12.2005 15:26:00	1.18188	1.86	09.12.2005 00:42:07	1.17919	\$ -509.63
205	Buy	08.12.2005 08:08:02	1.17521	1.74	12.12.2005 00:00:05	1.17893	\$ 638.59
196	Buy	12.12.2005 08:20:02	1.1848	1.73	12.12.2005 12:53:04	1.19255	\$ 1332.09
206	Buy	12.12.2005 13:19:00	1.1939	1.45	12.12.2005 13:30:05	1.19533	\$ 200.11
175	Buy	09.12.2005 15:44:03	142.62	0.61	13.12.2005 08:00:17	143.3	\$ 414.8
207	Sell	13.12.2005 09:34:02	1.19109	1.57	13.12.2005 10:03:00	1.19428	\$ -508.69
226	Buy	13.12.2005 19:22:00	1.19852	2.24	13.12.2005 19:24:09	1.19629	\$ -510.7
227	Buy	14.12.2005 02:15:04	1.20214	2.14	14.12.2005 05:58:06	1.1998	\$ -511.45
208	Buy	14.12.2005 02:14:00	1.20029	1.4	15.12.2005 03:49:19	1.19671	\$ -508.2
228	Sell	15.12.2005 15:15:03	1.19371	1.61	15.12.2005 16:11:00	1.19682	\$ -508.77
176	Sell	14.12.2005 13:54:01	141.746	0.5	16.12.2005 06:00:02	138.50999	\$ 1618.0
197	Sell	20.12.2005 13:56:08	1.19313	1.52	20.12.2005 16:59:00	1.18538	\$ 1170.41
209	Sell	20.12.2005 15:01:04	1.19058	1.57	21.12.2005 08:07:01	1.19058	\$ -7.85
210	Sell	21.12.2005 14:46:06	1.18036	1.35	21.12.2005 19:43:03	1.18407	\$ -507.6
229	Sell	21.12.2005 14:41:01	1.18163	1.85	22.12.2005 04:00:00	1.18302	\$ -266.4
230	Buy	22.12.2005 14:06:21	1.18496	2.04	23.12.2005 03:30:16	1.1879	\$ 589.55
211	Buy	22.12.2005 14:32:03	1.18582	1.77	23.12.2005 14:01:01	1.183	\$ -507.99
177	Sell	22.12.2005 14:01:04	138.535	0.58	26.12.2005 07:00:11	138.022	\$ 297.55
231	Buy	27.12.2005 08:46:02	1.18757	2.5	27.12.2005 10:52:39	1.18557	\$ -512.49
198	Buy	28.12.2005 07:12:03	1.18949	1.9	28.12.2005 16:49:00	1.18949	\$ -9.5
232	Buy	28.12.2005 07:12:03	1.18939	2.5	28.12.2005 16:49:00	1.18939	\$ -12.5

212	Buy	28.12.2005 07:12:03	1.19034	1.96	28.12.2005 16:54:03	1.18779	\$ -509.6
199	Sell	28.12.2005 19:01:00	1.18208	1.73	29.12.2005 00:31:01	1.18497	\$ -508.62
178	Buy	27.12.2005 23:57:01	139.114	0.39	29.12.2005 16:00:03	139.44299	\$ 128.31
213	Buy	30.12.2005 04:24:09	1.18818	1.73	30.12.2005 08:25:08	1.18529	\$ -508.62
200	Sell	30.12.2005 12:31:02	1.18105	1.8	30.12.2005 16:36:00	1.18383	\$ -509.41
214	Sell	02.01.2006 22:39:03	1.18371	2.5	02.01.2006 22:45:03	1.18192	\$ 435.01
233	Sell	02.01.2006 22:39:03	1.18361	2.5	03.01.2006 00:13:01	1.18361	\$ -12.5
215	Buy	03.01.2006 05:08:09	1.1893	2.5	03.01.2006 06:44:04	1.1873	\$ -512.49
234	Buy	03.01.2006 01:53:01	1.18504	2.5	03.01.2006 15:15:02	1.19455	\$ 2365.01
201	Buy	03.01.2006 14:57:06	1.19297	2.18	03.01.2006 18:34:00	1.19868	\$ 1233.88
179	Buy	03.01.2006 20:38:01	139.81599	0.44	05.01.2006 07:27:04	140.02699	\$ 92.84
235	Buy	06.01.2006 13:30:04	1.21189	2.5	06.01.2006 13:35:05	1.20989	\$ -512.49
216	Buy	03.01.2006 20:18:17	1.20289	1.66	09.01.2006 00:00:06	1.21388	\$ 1816.02
236	Buy	06.01.2006 13:46:11	1.21214	2.41	09.01.2006 03:15:02	1.21385	\$ 400.07
217	Sell	09.01.2006 08:36:10	1.20962	1.48	09.01.2006 08:45:00	1.20918	\$ 57.72
180	Sell	06.01.2006 14:11:01	139.38699	0.67	10.01.2006 07:00:11	138.17799	\$ 810.03
237	Buy	11.01.2006 12:29:11	1.2094	2.09	11.01.2006 15:19:11	1.2094	\$ -10.45
218	Buy	11.01.2006 14:25:00	1.2102	1.74	12.01.2006 13:30:05	1.2102	\$ -8.7
181	Sell	12.01.2006 13:13:19	137.79601	0.6	12.01.2006 22:46:05	137.79601	\$ 0.0
202	Sell	12.01.2006 14:27:00	1.20358	1.77	13.01.2006 01:11:10	1.20407	\$ -95.57
238	Sell	12.01.2006 14:00:03	1.20786	1.65	13.01.2006 03:30:16	1.20414	\$ 605.56
219	Buy	13.01.2006 17:38:01	1.21336	1.46	16.01.2006 00:00:05	1.21629	\$ 420.49
203	Buy	15.01.2006 23:49:05	1.21612	1.65	16.01.2006 02:00:00	1.21464	\$ -252.45
239	Sell	17.01.2006 11:42:02	1.20638	1.91	17.01.2006 12:36:06	1.20899	\$ -508.05
182	Buy	15.01.2006 22:41:36	138.77499	0.39	17.01.2006 15:00:01	139.347	\$ 223.08
240	Buy	19.01.2006 15:41:00	1.21154	1.85	19.01.2006 18:48:09	1.20884	\$ -508.74
204	Sell	20.01.2006 08:37:00	1.20502	1.55	20.01.2006 09:00:08	1.20825	\$ -508.41
220	Buy	20.01.2006 19:02:07	1.21359	1.52	23.01.2006 00:00:05	1.2162	\$ 389.12
205	Buy	22.01.2006 23:34:01	1.21546	1.56	23.01.2006 00:44:00	1.22398	\$ 1321.32
183	Buy	22.01.2006 23:34:15	140.07899	0.57	23.01.2006 04:20:05	140.07899	\$ 0.0
206	Buy	25.01.2006 09:54:05	1.23188	1.53	25.01.2006 13:18:07	1.22861	\$ -507.95
241	Buy	25.01.2006 09:14:02	1.23044	2.34	25.01.2006 13:18:07	1.2283	\$ -512.47
242	Sell	26.01.2006 18:13:05	1.22056	1.88	27.01.2006 07:30:12	1.21964	\$ 163.55
221	Sell	26.01.2006 18:08:01	1.22095	1.73	27.01.2006 13:32:02	1.22095	\$ -8.65
222	Sell	27.01.2006 18:29:04	1.2094	1.47	30.01.2006 00:00:05	1.21047	\$ -164.63
243	Sell	27.01.2006 15:47:15	1.21505	1.3	30.01.2006 05:15:01	1.20925	\$ 747.5
207	Sell	27.01.2006 15:45:00	1.21601	1.65	30.01.2006 06:28:10	1.21032	\$ 930.6
244	Buy	31.01.2006 08:04:02	1.21163	2.5	31.01.2006 08:27:03	1.20963	\$ -512.49
223	Buy	31.01.2006 15:51:05	1.21401	1.71	01.02.2006 10:47:12	1.21108	\$ -509.59
184	Buy	31.01.2006 19:15:01	142.42101	0.64	01.02.2006 10:55:06	142.42101	\$ 0.0
208	Sell	01.02.2006 19:18:00	1.20632	1.57	02.02.2006 07:59:03	1.2063	\$ -4.71
245	Buy	02.02.2006 15:29:01	1.20952	1.93	03.02.2006 04:45:03	1.20903	\$ -104.21
246	Sell	03.02.2006 13:56:08	1.20097	2.07	03.02.2006 16:04:00	1.20097	\$ -10.35
224	Sell	03.02.2006 14:07:19	1.19861	1.62	03.02.2006 16:06:01	1.20169	\$ -507.06
209	Sell	03.02.2006 13:35:06	1.20314	1.75	05.02.2006 22:00:00	1.20314	\$ -8.75
210	Sell	07.02.2006 16:01:01	1.19448	1.77	07.02.2006 16:56:03	1.19731	\$ -509.77
211	Sell	08.02.2006 12:55:08	1.19416	1.81	08.02.2006 13:43:02	1.19693	\$ -510.43
247	Sell	10.02.2006 07:14:11	1.1953	2.47	10.02.2006 07:16:17	1.19732	\$ -511.29
248	Buy	10.02.2006 13:54:00	1.20061	2.18	10.02.2006 14:36:32	1.20061	\$ -10.9
212	Buy	10.02.2006 13:55:07	1.20136	1.8	10.02.2006 15:20:02	1.19901	\$ -432.0
225	Sell	10.02.2006 20:31:01	1.18925	1.43	13.02.2006 00:00:05	1.19003	\$ -118.69

249	Sell	10.02.2006 15:31:03	1.19612	1.5	13.02.2006 05:00:15	1.1899	\$ 925.52
213	Sell	10.02.2006 15:53:09	1.19223	1.78	13.02.2006 06:16:06	1.18988	\$ 409.4
185	Sell	10.02.2006 07:42:10	140.931	0.56	14.02.2006 00:00:00	140.019	\$ 510.72
250	Sell	14.02.2006 13:31:00	1.18751	2.5	14.02.2006 13:49:06	1.18751	\$ -12.5
226	Sell	14.02.2006 13:39:01	1.18645	1.93	14.02.2006 16:20:01	1.18904	\$ -509.51
214	Sell	14.02.2006 13:31:00	1.18783	1.74	14.02.2006 16:32:01	1.19071	\$ -509.82
227	Buy	15.02.2006 15:19:11	1.19506	2.01	15.02.2006 15:27:01	1.19257	\$ -510.55
251	Sell	15.02.2006 16:21:01	1.18856	1.5	16.02.2006 04:59:06	1.18856	\$ -7.5
215	Sell	16.02.2006 11:15:06	1.18585	1.83	16.02.2006 14:41:02	1.1882	\$ -439.19
252	Buy	17.02.2006 15:06:05	1.1902	2.07	17.02.2006 16:52:00	1.1902	\$ -10.35
216	Buy	20.02.2006 00:07:16	1.19497	2.0	20.02.2006 01:05:17	1.19428	\$ -148.0
253	Sell	22.02.2006 10:37:12	1.18669	2.5	22.02.2006 11:10:09	1.18869	\$ -512.49
228	Buy	23.02.2006 10:17:24	1.19429	1.85	23.02.2006 14:55:14	1.19159	\$ -508.77
186	Sell	22.02.2006 13:57:15	140.677	0.74	24.02.2006 06:00:02	139.065	\$ 1192.89
217	Sell	24.02.2006 20:59:01	1.18624	2.18	27.02.2006 02:12:00	1.18624	\$ -10.9
254	Buy	28.02.2006 09:15:07	1.18751	2.5	28.02.2006 11:54:11	1.18751	\$ -12.5
255	Buy	28.02.2006 15:30:10	1.19319	2.36	28.02.2006 16:05:00	1.19107	\$ -512.12
218	Buy	01.03.2006 14:23:07	1.19677	1.94	01.03.2006 15:08:00	1.19419	\$ -510.21
256	Sell	01.03.2006 16:40:00	1.19115	1.98	01.03.2006 17:45:01	1.19115	\$ -9.9
219	Buy	02.03.2006 15:04:20	1.19719	1.97	02.03.2006 20:24:10	1.20374	\$ 1280.49
257	Buy	02.03.2006 15:09:10	1.19834	1.79	03.03.2006 04:30:00	1.20235	\$ 708.83
229	Buy	02.03.2006 15:36:05	1.19979	1.97	03.03.2006 15:06:05	1.19979	\$ -9.85
258	Buy	05.03.2006 23:30:00	1.20859	2.5	06.03.2006 03:21:13	1.20659	\$ -512.49
220	Sell	07.03.2006 18:58:00	1.18712	1.84	08.03.2006 01:29:02	1.18872	\$ -303.6
230	Sell	07.03.2006 11:55:20	1.19006	1.74	08.03.2006 09:52:03	1.19293	\$ -508.07
259	Sell	10.03.2006 13:48:13	1.18872	2.5	10.03.2006 13:59:00	1.19072	\$ -512.49
221	Sell	10.03.2006 14:31:05	1.18669	1.95	10.03.2006 16:06:01	1.18926	\$ -510.91
260	Sell	10.03.2006 14:20:02	1.18812	2.37	10.03.2006 19:21:00	1.19023	\$ -511.92
187	Buy	10.03.2006 14:38:02	141.30299	0.32	12.03.2006 22:02:06	141.30299	\$ 0.0
222	Buy	13.03.2006 23:31:14	1.19672	2.02	14.03.2006 01:10:03	1.19636	\$ -82.82
261	Buy	14.03.2006 15:00:01	1.19928	1.97	15.03.2006 04:30:00	1.20195	\$ 516.13
262	Buy	15.03.2006 14:24:14	1.20563	2.35	15.03.2006 14:41:01	1.2035	\$ -512.28
263	Buy	16.03.2006 13:33:06	1.21138	2.3	17.03.2006 03:00:09	1.21651	\$ 1168.41
188	Buy	16.03.2006 13:32:00	142.32201	0.7	17.03.2006 09:12:01	141.72501	\$ -417.9
264	Sell	17.03.2006 15:01:00	1.21455	1.84	17.03.2006 15:33:15	1.21727	\$ -509.68
265	Buy	17.03.2006 17:08:04	1.22038	1.65	19.03.2006 22:03:00	1.21736	\$ -506.54
231	Buy	14.03.2006 17:07:00	1.20276	1.74	20.03.2006 00:00:05	1.21746	\$ 2549.11
266	Sell	23.03.2006 15:22:02	1.20081	2.3	24.03.2006 04:45:02	1.19674	\$ 924.61
232	Sell	23.03.2006 15:22:02	1.2007	2.0	24.03.2006 15:06:04	1.2007	\$ -10.0
267	Buy	24.03.2006 15:01:08	1.19869	1.89	27.03.2006 04:30:00	1.20446	\$ 1081.07
189	Sell	27.03.2006 01:02:02	140.722	0.5	28.03.2006 08:03:13	140.642	\$ 40.0
233	Buy	28.03.2006 08:22:03	1.20694	2.2	28.03.2006 19:17:00	1.20466	\$ -512.6
268	Buy	28.03.2006 08:02:14	1.20472	2.5	28.03.2006 19:17:00	1.20472	\$ -12.5
223	Buy	30.03.2006 14:30:02	1.21046	1.86	31.03.2006 01:31:04	1.21735	\$ 1272.25
234	Sell	03.04.2006 04:43:03	1.20465	1.48	03.04.2006 04:45:02	1.20436	\$ 35.53
224	Buy	04.04.2006 09:36:03	1.21736	1.59	04.04.2006 13:45:03	1.22611	\$ 1383.29
269	Buy	05.04.2006 12:35:04	1.22876	1.9	05.04.2006 14:30:04	1.22614	\$ -507.3
190	Buy	05.04.2006 12:12:03	144.11501	0.66	06.04.2006 02:27:06	144.11501	\$ 0.0
235	Buy	04.04.2006 12:04:11	1.22076	1.5	06.04.2006 14:00:03	1.22076	\$ -7.5
270	Sell	06.04.2006 12:46:11	1.22654	1.49	07.04.2006 02:15:12	1.2198	\$ 996.81
236	Sell	07.04.2006 14:29:06	1.21164	1.48	10.04.2006 00:00:05	1.21014	\$ 214.6

225	Sell	12.04.2006 12:47:13	1.20751	1.86	12.04.2006 13:22:02	1.21019	\$ -507.79
237	Sell	12.04.2006 12:36:05	1.20864	1.87	12.04.2006 13:43:01	1.21131	\$ -508.65
271	Sell	12.04.2006 12:35:06	1.20917	2.5	12.04.2006 13:43:01	1.21117	\$ -512.49
238	Buy	16.04.2006 23:53:01	1.21361	2.5	17.04.2006 00:00:05	1.2134	\$ -65.01
191	Buy	17.04.2006 01:07:14	143.95799	0.56	17.04.2006 05:44:11	143.95799	\$ 0.0
272	Buy	14.04.2006 16:51:00	1.21164	2.5	17.04.2006 06:15:36	1.2177	\$ 1502.5
226	Buy	17.04.2006 00:24:01	1.21661	2.37	17.04.2006 08:34:12	1.21661	\$ -11.85
273	Buy	18.04.2006 13:00:00	1.23	1.78	18.04.2006 15:14:02	1.2272	\$ -507.3
239	Buy	18.04.2006 21:25:05	1.23632	1.62	19.04.2006 11:44:07	1.23324	\$ -507.06
192	Buy	19.04.2006 13:06:11	144.782	0.52	20.04.2006 13:47:12	144.782	\$ 0.0
274	Buy	21.04.2006 14:38:10	1.235	1.99	21.04.2006 17:02:07	1.23249	\$ -509.45
227	Buy	24.04.2006 07:29:02	1.23927	1.54	24.04.2006 09:30:13	1.23667	\$ -408.09
228	Buy	24.04.2006 18:17:09	1.24076	1.56	24.04.2006 23:43:01	1.23756	\$ -506.99
193	Sell	21.04.2006 12:48:03	144.16299	0.5	25.04.2006 05:00:04	141.86501	\$ 1149.0
275	Sell	25.04.2006 14:22:07	1.23716	1.6	25.04.2006 14:50:02	1.24028	\$ -507.21
229	Buy	26.04.2006 13:04:02	1.24376	1.63	26.04.2006 14:01:01	1.2422	\$ -262.43
240	Sell	27.04.2006 11:53:23	1.24073	1.5	27.04.2006 13:31:00	1.24407	\$ -508.5
276	Buy	27.04.2006 14:28:06	1.25111	2.5	27.04.2006 15:52:01	1.25111	\$ -12.5
230	Buy	27.04.2006 14:00:04	1.24691	1.74	28.04.2006 06:28:09	1.25478	\$ 1360.69
277	Buy	28.04.2006 15:06:05	1.26142	1.58	30.04.2006 23:21:16	1.26142	\$ -7.9
241	Buy	27.04.2006 14:28:06	1.25034	1.66	01.05.2006 00:00:06	1.26155	\$ 1852.55
194	Buy	28.04.2006 00:08:00	143.133	0.57	01.05.2006 02:13:02	143.133	\$ 0.0
242	Buy	01.05.2006 12:57:03	1.26693	1.65	01.05.2006 13:00:03	1.26656	\$ -69.3
278	Buy	01.05.2006 13:10:11	1.26888	2.23	01.05.2006 13:50:08	1.26663	\$ -512.89
279	Sell	01.05.2006 15:26:07	1.26102	1.2	02.05.2006 04:45:02	1.25771	\$ 391.2
195	Buy	04.05.2006 03:15:02	143.78101	0.58	04.05.2006 15:36:10	143.78101	\$ 0.0
280	Buy	04.05.2006 14:23:07	1.26894	1.3	04.05.2006 20:57:11	1.26894	\$ -6.5
231	Buy	04.05.2006 14:22:07	1.26873	1.43	05.05.2006 08:06:10	1.26947	\$ 98.66
281	Buy	05.05.2006 12:31:01	1.27466	2.05	05.05.2006 14:46:06	1.27222	\$ -510.44
243	Buy	05.05.2006 12:31:01	1.27384	1.53	08.05.2006 00:00:05	1.27385	\$ -6.12
196	Sell	07.05.2006 21:00:01	142.80499	0.47	09.05.2006 14:00:08	141.826	\$ 460.13
282	Buy	09.05.2006 14:08:11	1.27594	1.73	10.05.2006 03:30:08	1.27583	\$ -27.66
232	Buy	10.05.2006 06:51:00	1.27838	1.49	10.05.2006 17:00:00	1.27811	\$ -47.68
197	Sell	10.05.2006 09:01:00	141.243	0.57	10.05.2006 23:49:08	141.804	\$ -319.77
244	Buy	09.05.2006 14:19:02	1.27711	1.48	11.05.2006 01:06:01	1.27374	\$ -506.15
233	Buy	11.05.2006 14:40:07	1.28296	1.44	12.05.2006 02:00:00	1.28462	\$ 231.84
198	Buy	11.05.2006 18:00:00	141.993	0.44	12.05.2006 09:14:13	141.226	\$ -337.48
199	Buy	12.05.2006 14:29:01	142.133	0.41	15.05.2006 07:10:01	141.405	\$ -298.48
283	Buy	16.05.2006 12:40:05	1.28561	1.39	16.05.2006 15:18:10	1.28202	\$ -505.96
234	Sell	17.05.2006 18:25:01	1.27021	1.14	17.05.2006 18:58:00	1.27461	\$ -507.3
284	Sell	17.05.2006 14:32:00	1.276	1.17	18.05.2006 00:30:06	1.276	\$ -5.85
245	Sell	17.05.2006 15:32:05	1.27316	1.43	18.05.2006 02:12:01	1.27666	\$ -507.65
235	Sell	19.05.2006 14:34:00	1.27012	1.17	19.05.2006 15:57:00	1.27439	\$ -505.43
200	Buy	18.05.2006 12:50:02	141.995	0.43	22.05.2006 05:00:06	142.819	\$ 354.32
246	Buy	22.05.2006 18:09:00	1.28697	1.11	22.05.2006 18:15:00	1.28801	\$ 109.89
247	Sell	23.05.2006 22:07:03	1.27657	1.18	24.05.2006 00:14:06	1.28081	\$ -506.22
285	Sell	23.05.2006 20:58:05	1.28125	1.52	24.05.2006 06:53:12	1.28125	\$ -7.6
236	Buy	24.05.2006 12:48:00	1.28843	1.19	24.05.2006 13:00:03	1.2872	\$ -152.32
201	Buy	24.05.2006 05:42:02	143.76401	0.4	24.05.2006 14:51:03	143.76401	\$ 0.0
286	Buy	25.05.2006 18:32:00	1.28107	1.71	25.05.2006 20:27:44	1.27815	\$ -507.88
287	Sell	26.05.2006 13:35:05	1.27448	1.72	26.05.2006 15:29:01	1.27448	\$ -8.6

237	Sell	26.05.2006 13:52:03	1.27296	1.16	28.05.2006 22:31:02	1.27299	\$ -9.28
288	Buy	30.05.2006 02:41:17	1.2785	2.42	30.05.2006 16:00:04	1.28648	\$ 1919.06
238	Buy	30.05.2006 14:02:03	1.28848	1.55	30.05.2006 23:50:03	1.28525	\$ -508.41
202	Buy	30.05.2006 10:01:16	144.11501	0.66	31.05.2006 01:02:04	144.11501	\$ 0.0
248	Buy	30.05.2006 02:47:00	1.27984	2.06	01.06.2006 00:31:10	1.27984	\$ -10.3
249	Buy	02.06.2006 12:30:01	1.28581	1.38	05.06.2006 00:00:05	1.2925	\$ 916.32
289	Buy	02.06.2006 12:30:01	1.28813	2.16	05.06.2006 02:00:00	1.29322	\$ 1088.64
239	Buy	02.06.2006 12:42:04	1.29062	1.39	05.06.2006 13:00:03	1.29337	\$ 375.31
203	Buy	02.06.2006 03:12:16	144.446	0.59	05.06.2006 20:00:00	144.81	\$ 214.76
204	Buy	08.06.2006 06:12:12	145.452	0.59	08.06.2006 10:59:14	144.834	\$ -364.62
205	Sell	08.06.2006 11:00:00	144.474	0.73	08.06.2006 11:01:00	145.162	\$ -502.15
240	Sell	08.06.2006 12:03:01	1.2722	1.49	08.06.2006 13:38:07	1.26367	\$ 1263.52
290	Sell	08.06.2006 12:32:08	1.26941	1.63	09.06.2006 02:00:01	1.26368	\$ 925.85
291	Buy	09.06.2006 14:09:00	1.26758	1.19	09.06.2006 14:50:06	1.26337	\$ -506.94
250	Sell	08.06.2006 12:03:01	1.27207	1.48	12.06.2006 00:00:05	1.26083	\$ 1656.14
206	Sell	08.06.2006 15:18:02	144.362	0.32	12.06.2006 08:00:09	144.078	\$ 90.88
207	Sell	12.06.2006 15:58:26	143.694	0.69	13.06.2006 10:48:04	144.271	\$ -398.13
292	Buy	13.06.2006 14:03:06	1.26129	1.53	13.06.2006 14:22:08	1.25803	\$ -506.41
251	Sell	13.06.2006 20:45:00	1.25294	1.42	14.06.2006 04:47:04	1.25647	\$ -508.35
293	Sell	13.06.2006 17:27:01	1.253	1.25	14.06.2006 04:54:02	1.25699	\$ -504.99
241	Sell	13.06.2006 17:14:00	1.25486	1.45	14.06.2006 06:24:03	1.25779	\$ -432.09
294	Sell	14.06.2006 12:29:11	1.2511	1.84	14.06.2006 12:30:01	1.25382	\$ -509.68
242	Sell	14.06.2006 12:29:11	1.25237	1.49	14.06.2006 12:33:01	1.25573	\$ -508.09
295	Buy	14.06.2006 13:28:02	1.26311	1.86	14.06.2006 18:30:04	1.26042	\$ -509.65
296	Buy	15.06.2006 13:01:07	1.2646	1.52	15.06.2006 15:28:00	1.26132	\$ -506.17
252	Buy	16.06.2006 08:10:00	1.267	1.45	16.06.2006 12:30:01	1.26354	\$ -508.94
253	Sell	19.06.2006 01:38:01	1.25676	1.69	19.06.2006 01:45:07	1.25715	\$ -74.35
297	Sell	19.06.2006 01:06:01	1.25902	2.42	19.06.2006 05:49:07	1.25902	\$ -12.1
208	Sell	20.06.2006 06:02:00	144.737	0.7	20.06.2006 09:59:13	144.737	\$ 0.0
298	Buy	20.06.2006 17:10:01	1.26082	1.74	20.06.2006 19:20:01	1.25795	\$ -508.09
243	Buy	21.06.2006 16:25:00	1.26701	1.8	22.06.2006 05:06:05	1.26642	\$ -115.19
209	Buy	22.06.2006 15:38:02	145.81	0.72	23.06.2006 03:47:02	145.81	\$ 0.0
254	Sell	22.06.2006 10:48:10	1.25927	1.82	26.06.2006 00:00:05	1.25163	\$ 1381.38
244	Sell	23.06.2006 10:15:05	1.25368	1.91	26.06.2006 07:05:01	1.25368	\$ -9.55
255	Buy	26.06.2006 07:19:00	1.25599	1.6	26.06.2006 07:30:13	1.2571	\$ 169.59
299	Buy	26.06.2006 07:20:00	1.2571	2.5	26.06.2006 09:51:06	1.2551	\$ -512.49
210	Buy	26.06.2006 17:20:05	146.26199	0.74	27.06.2006 13:14:01	146.26199	\$ 0.0
256	Sell	28.06.2006 14:34:00	1.25255	1.94	28.06.2006 18:53:02	1.25513	\$ -510.23
300	Buy	29.06.2006 12:57:03	1.25525	2.3	29.06.2006 15:51:04	1.25307	\$ -512.9
257	Sell	29.06.2006 18:16:05	1.24964	1.78	29.06.2006 18:17:09	1.25244	\$ -507.3
301	Sell	29.06.2006 18:16:05	1.25082	1.83	29.06.2006 18:17:09	1.25355	\$ -508.74
245	Buy	29.06.2006 18:21:00	1.2616	1.86	30.06.2006 01:08:06	1.26832	\$ 1240.61
211	Sell	29.06.2006 13:56:00	145.62199	0.67	30.06.2006 03:59:04	146.136	\$ -344.39
302	Buy	29.06.2006 18:16:05	1.25617	1.79	30.06.2006 07:45:04	1.27161	\$ 2754.81
212	Buy	30.06.2006 15:32:02	146.334	0.46	02.07.2006 23:59:00	145.563	\$ -354.66
258	Buy	29.06.2006 18:17:09	1.2587	1.73	03.07.2006 00:00:05	1.27874	\$ 3458.28
213	Buy	03.07.2006 03:06:00	146.444	0.37	03.07.2006 13:59:03	146.444	\$ 0.0
246	Buy	05.07.2006 05:32:06	1.28196	1.87	05.07.2006 06:42:04	1.27928	\$ -510.52
303	Sell	05.07.2006 07:14:11	1.27753	1.98	05.07.2006 10:54:25	1.27753	\$ -9.9
304	Buy	06.07.2006 12:33:01	1.27558	2.31	06.07.2006 13:00:01	1.27558	\$ -11.55
259	Buy	06.07.2006 12:33:01	1.27733	1.83	06.07.2006 13:06:03	1.2746	\$ -508.74

214	Buy	05.07.2006 15:32:02	147.27699	0.49	06.07.2006 14:32:04	146.675	\$ -294.98
260	Sell	07.07.2006 12:29:11	1.27503	1.83	07.07.2006 12:30:02	1.27776	\$ -508.74
247	Buy	07.07.2006 12:30:02	1.28357	1.84	07.07.2006 13:06:02	1.28085	\$ -509.68
261	Buy	07.07.2006 12:30:02	1.27938	2.19	10.07.2006 00:00:05	1.28062	\$ 260.61
305	Buy	07.07.2006 12:30:02	1.27972	2.5	10.07.2006 00:12:05	1.27972	\$ -12.5
262	Sell	10.07.2006 13:38:07	1.27229	1.38	10.07.2006 13:45:02	1.27279	\$ -75.89
215	Sell	07.07.2006 10:10:01	146.505	0.83	11.07.2006 03:00:06	145.211	\$ 1074.03
248	Sell	11.07.2006 06:58:04	1.27058	1.77	11.07.2006 07:37:18	1.2734	\$ -507.97
249	Sell	12.07.2006 12:31:02	1.27042	1.82	13.07.2006 11:42:03	1.26957	\$ 145.59
306	Sell	13.07.2006 15:18:02	1.26705	1.74	13.07.2006 18:52:05	1.26993	\$ -509.82
216	Buy	14.07.2006 01:38:07	146.815	0.61	14.07.2006 04:42:01	146.30099	\$ -313.54
263	Sell	12.07.2006 11:27:06	1.27141	1.68	17.07.2006 00:00:05	1.2632	\$ 1370.89
264	Sell	17.07.2006 08:38:01	1.25659	1.67	17.07.2006 08:45:00	1.2562	\$ 56.79
307	Sell	17.07.2006 08:15:02	1.25779	2.5	17.07.2006 21:45:09	1.2519	\$ 1460.0
308	Buy	18.07.2006 10:40:04	1.25486	1.98	18.07.2006 11:59:03	1.25233	\$ -510.86
309	Sell	18.07.2006 12:30:02	1.25032	1.67	18.07.2006 12:34:05	1.25332	\$ -509.35
310	Sell	18.07.2006 14:03:06	1.25093	1.22	18.07.2006 15:36:05	1.25093	\$ -6.1
265	Sell	19.07.2006 12:30:02	1.24465	1.55	19.07.2006 12:42:04	1.24787	\$ -506.84
311	Sell	19.07.2006 12:30:02	1.24549	2.09	19.07.2006 12:42:04	1.24789	\$ -512.06
312	Buy	19.07.2006 14:01:01	1.25353	2.11	20.07.2006 03:30:17	1.26096	\$ 1557.17
217	Buy	19.07.2006 18:22:07	147.16701	0.58	21.07.2006 08:03:28	147.16701	\$ 0.0
266	Buy	19.07.2006 14:08:10	1.25475	1.57	24.07.2006 00:00:05	1.26903	\$ 2234.1
267	Buy	25.07.2006 06:32:01	1.26703	1.74	25.07.2006 07:50:00	1.26416	\$ -508.07
313	Sell	25.07.2006 15:26:00	1.25835	1.77	25.07.2006 18:59:00	1.25835	\$ -8.85
218	Sell	26.07.2006 08:00:01	146.851	0.61	26.07.2006 15:21:00	147.63	\$ -475.19
219	Buy	26.07.2006 15:28:25	147.744	0.79	27.07.2006 06:18:04	147.744	\$ 0.0
250	Buy	26.07.2006 20:09:00	1.27094	1.87	27.07.2006 12:30:01	1.27094	\$ -9.35
251	Buy	28.07.2006 15:05:01	1.27693	1.76	28.07.2006 16:32:00	1.27408	\$ -510.39
268	Buy	26.07.2006 13:21:25	1.26035	1.7	31.07.2006 00:00:05	1.27699	\$ 2820.31
314	Buy	28.07.2006 13:08:09	1.27483	1.68	31.07.2006 01:16:18	1.27483	\$ -8.4
220	Sell	28.07.2006 03:00:05	146.77499	0.58	31.07.2006 17:27:04	146.48801	\$ 166.45
315	Sell	31.07.2006 15:07:01	1.27468	1.94	31.07.2006 17:29:13	1.27725	\$ -508.29
316	Buy	01.08.2006 16:06:01	1.2793	1.4	02.08.2006 05:30:05	1.28212	\$ 387.8
252	Buy	01.08.2006 16:04:00	1.27813	1.64	02.08.2006 09:00:07	1.27981	\$ 267.3
253	Buy	03.08.2006 12:41:05	1.2833	1.85	03.08.2006 13:00:00	1.28148	\$ -345.97
317	Buy	03.08.2006 12:41:05	1.28329	2.24	03.08.2006 13:11:15	1.28106	\$ -510.73
221	Buy	03.08.2006 12:37:12	146.992	0.72	04.08.2006 13:02:03	147.02299	\$ 22.31
254	Buy	04.08.2006 12:30:01	1.2833	1.81	04.08.2006 13:56:09	1.29023	\$ 1245.28
269	Buy	04.08.2006 12:30:01	1.28415	1.79	07.08.2006 00:00:05	1.28852	\$ 773.28
318	Buy	04.08.2006 12:30:01	1.28186	2.5	07.08.2006 02:00:00	1.28823	\$ 1579.99
319	Buy	08.08.2006 18:14:05	1.28698	2.5	08.08.2006 18:23:18	1.28498	\$ -512.49
222	Buy	07.08.2006 09:03:05	147.73	0.41	08.08.2006 22:59:02	147.73	\$ 0.0
270	Sell	08.08.2006 22:59:08	1.27656	1.53	09.08.2006 04:54:02	1.27983	\$ -507.96
320	Sell	08.08.2006 22:49:04	1.27825	1.19	09.08.2006 06:14:02	1.28246	\$ -506.94
255	Buy	10.08.2006 07:03:05	1.29075	1.76	10.08.2006 07:25:01	1.2879	\$ -510.41
256	Sell	10.08.2006 14:37:00	1.27644	1.67	10.08.2006 18:52:05	1.27944	\$ -509.35
321	Sell	10.08.2006 08:11:01	1.28484	1.96	10.08.2006 21:30:01	1.2793	\$ 1076.04
223	Sell	10.08.2006 12:39:03	147.35699	0.55	11.08.2006 08:06:19	147.992	\$ -349.26
322	Sell	11.08.2006 12:33:01	1.27214	2.22	11.08.2006 13:36:00	1.27439	\$ -510.59
271	Sell	10.08.2006 14:02:03	1.28116	1.64	14.08.2006 00:00:05	1.27368	\$ 1218.52
323	Buy	15.08.2006 12:30:01	1.27603	2.12	16.08.2006 02:00:00	1.27847	\$ 506.7

324	Buy	16.08.2006 13:15:09	1.2852	2.5	16.08.2006 21:00:00	1.2832	\$ -512.49
224	Buy	17.08.2006 18:00:00	148.866	0.8	18.08.2006 09:41:11	148.351	\$ -412.0
272	Buy	15.08.2006 12:50:06	1.27731	1.61	21.08.2006 00:00:05	1.28342	\$ 975.65
257	Buy	21.08.2006 06:56:04	1.28845	2.02	21.08.2006 21:00:00	1.28845	\$ -10.1
225	Buy	21.08.2006 01:50:11	148.91901	0.51	22.08.2006 11:56:04	149.01199	\$ 47.42
258	Sell	23.08.2006 15:04:20	1.27788	1.83	23.08.2006 18:34:00	1.27955	\$ -314.76
325	Sell	23.08.2006 15:04:20	1.27761	1.96	24.08.2006 04:30:00	1.2765	\$ 207.75
259	Sell	24.08.2006 20:02:02	1.2754	1.82	25.08.2006 02:58:02	1.27785	\$ -455.0
226	Buy	25.08.2006 06:24:09	149.442	0.54	25.08.2006 14:07:31	149.442	\$ 0.0
326	Sell	25.08.2006 14:14:06	1.27281	2.5	25.08.2006 14:50:06	1.27481	\$ -512.49
273	Buy	28.08.2006 10:46:00	1.28177	1.69	28.08.2006 11:00:04	1.28104	\$ -131.83
260	Buy	30.08.2006 00:25:01	1.28371	1.98	30.08.2006 01:46:14	1.28276	\$ -198.0
327	Buy	31.08.2006 07:21:26	1.28471	2.5	31.08.2006 13:30:04	1.28471	\$ -12.5
261	Buy	31.08.2006 07:22:25	1.28486	1.95	31.08.2006 13:43:03	1.28313	\$ -347.09
274	Buy	31.08.2006 12:33:01	1.28637	1.6	31.08.2006 13:43:03	1.28325	\$ -507.21
328	Sell	31.08.2006 14:04:02	1.28158	1.82	31.08.2006 20:18:17	1.28158	\$ -9.1
227	Buy	30.08.2006 04:37:09	149.983	0.46	31.08.2006 21:00:02	150.41	\$ 196.42
329	Sell	01.09.2006 12:32:04	1.2774	2.38	01.09.2006 12:35:06	1.2795	\$ -511.7
330	Sell	01.09.2006 12:52:02	1.27719	1.92	01.09.2006 14:48:12	1.2798	\$ -510.74
275	Sell	01.09.2006 12:32:04	1.27727	1.64	01.09.2006 14:57:05	1.28032	\$ -508.41
276	Buy	03.09.2006 23:03:00	1.28539	1.62	04.09.2006 00:00:05	1.28527	\$ -27.55
331	Buy	01.09.2006 15:39:06	1.28151	1.34	04.09.2006 05:00:05	1.28627	\$ 631.14
228	Sell	04.09.2006 06:17:08	149.64	0.5	05.09.2006 23:00:02	148.97099	\$ 334.5
332	Sell	06.09.2006 11:14:07	1.28043	2.5	06.09.2006 18:12:01	1.28043	\$ -12.5
277	Sell	06.09.2006 12:04:01	1.27869	1.67	06.09.2006 22:58:02	1.28168	\$ -507.68
229	Sell	07.09.2006 10:34:06	148.23399	0.51	07.09.2006 14:18:05	148.23399	\$ 0.0
278	Sell	07.09.2006 12:49:03	1.27038	1.51	07.09.2006 15:06:05	1.27368	\$ -505.84
262	Sell	07.09.2006 10:37:11	1.27561	2.08	08.09.2006 01:47:02	1.27255	\$ 626.08
279	Sell	08.09.2006 12:45:16	1.26649	1.38	11.09.2006 00:00:05	1.267	\$ -77.28
333	Sell	08.09.2006 12:44:15	1.26712	1.8	11.09.2006 02:00:00	1.26627	\$ 144.01
334	Sell	12.09.2006 14:13:01	1.26777	1.67	13.09.2006 03:30:15	1.26843	\$ -118.56
280	Buy	13.09.2006 15:50:01	1.2716	1.5	13.09.2006 18:12:00	1.26827	\$ -507.0
335	Buy	13.09.2006 15:41:01	1.2696	1.98	14.09.2006 05:00:05	1.26835	\$ -257.41
336	Buy	14.09.2006 10:49:07	1.27202	2.14	14.09.2006 12:41:06	1.26968	\$ -511.45
281	Buy	14.09.2006 11:17:06	1.27259	1.49	14.09.2006 12:42:04	1.26924	\$ -506.6
263	Buy	14.09.2006 14:55:15	1.27376	1.79	14.09.2006 21:01:04	1.27097	\$ -508.36
230	Buy	14.09.2006 16:16:00	149.767	0.66	15.09.2006 09:58:09	149.161	\$ -399.96
231	Sell	15.09.2006 12:06:07	149.02699	0.59	15.09.2006 16:37:01	149.02699	\$ 0.0
264	Sell	15.09.2006 13:32:02	1.26587	1.78	17.09.2006 22:56:12	1.26459	\$ 218.93
282	Sell	15.09.2006 11:51:16	1.26694	1.49	18.09.2006 00:00:05	1.26373	\$ 470.85
232	Buy	18.09.2006 20:29:22	149.84801	0.33	19.09.2006 04:10:02	149.84801	\$ 0.0
337	Buy	20.09.2006 14:06:22	1.26994	2.5	20.09.2006 20:03:00	1.26794	\$ -512.49
265	Buy	21.09.2006 07:42:05	1.2734	1.87	22.09.2006 04:31:03	1.2784	\$ 925.65
338	Buy	21.09.2006 16:15:02	1.27827	1.82	22.09.2006 05:45:05	1.27884	\$ 94.63
283	Buy	20.09.2006 14:16:14	1.27009	1.62	25.09.2006 00:00:05	1.27885	\$ 1411.02
233	Buy	22.09.2006 07:22:06	149.319	0.56	25.09.2006 14:30:11	148.54201	\$ -435.12
284	Sell	25.09.2006 14:32:03	1.27344	1.5	25.09.2006 14:45:24	1.27371	\$ -48.0
285	Sell	26.09.2006 08:58:02	1.27111	1.57	27.09.2006 12:31:02	1.27111	\$ -7.85
339	Buy	27.09.2006 12:32:08	1.27153	2.33	27.09.2006 12:37:00	1.26938	\$ -512.61
340	Buy	27.09.2006 14:50:04	1.2709	1.87	28.09.2006 04:15:03	1.272	\$ 196.34
234	Buy	27.09.2006 16:01:05	149.30901	0.46	28.09.2006 09:11:02	149.30901	\$ 0.0



266	Sell	29.09.2006 08:05:15	1.26604	1.99	29.09.2006 15:21:01	1.26856	\$ -511.45
286	Sell	29.09.2006 08:06:10	1.26586	1.68	29.09.2006 15:21:01	1.26884	\$ -509.04
287	Buy	02.10.2006 13:46:11	1.27347	1.58	02.10.2006 14:00:03	1.27345	\$ -11.06
235	Buy	29.09.2006 15:26:01	149.806	0.49	02.10.2006 19:41:03	149.806	\$ 0.0
341	Buy	02.10.2006 13:45:02	1.27312	2.04	02.10.2006 20:59:01	1.27312	\$ -10.2
267	Buy	02.10.2006 14:23:07	1.27556	1.94	02.10.2006 21:00:00	1.27298	\$ -510.23
236	Buy	03.10.2006 09:39:04	150.22099	0.72	04.10.2006 10:31:06	149.72	\$ -360.71
342	Sell	04.10.2006 08:52:00	1.26863	2.11	04.10.2006 12:55:07	1.26863	\$ -10.55
288	Sell	04.10.2006 09:18:02	1.26828	1.61	04.10.2006 19:19:28	1.27138	\$ -507.14
268	Sell	06.10.2006 12:31:00	1.26387	2.01	06.10.2006 14:38:11	1.25745	\$ 1280.37
289	Sell	06.10.2006 12:31:00	1.26383	1.55	09.10.2006 00:00:06	1.25959	\$ 649.46
343	Sell	06.10.2006 12:31:00	1.26493	2.21	09.10.2006 02:00:01	1.25942	\$ 1206.68
344	Sell	10.10.2006 08:20:02	1.25768	2.1	10.10.2006 21:45:08	1.25279	\$ 1016.42
345	Sell	11.10.2006 18:05:00	1.25243	2.41	11.10.2006 18:51:00	1.25243	\$ -12.05
290	Sell	10.10.2006 11:03:06	1.255	1.71	12.10.2006 07:09:00	1.255	\$ -8.55
237	Buy	13.10.2006 05:32:15	150.161	0.87	15.10.2006 21:29:00	149.589	\$ -497.3
269	Sell	13.10.2006 14:04:05	1.25002	2.0	16.10.2006 05:18:07	1.25111	\$ -227.99
238	Sell	13.10.2006 08:28:09	149.627	0.79	17.10.2006 01:00:09	149.20599	\$ 332.59
291	Buy	17.10.2006 15:41:01	1.2562	1.65	17.10.2006 21:21:00	1.25317	\$ -508.19
346	Buy	17.10.2006 14:09:00	1.25545	1.87	17.10.2006 21:49:09	1.25278	\$ -508.65
239	Sell	17.10.2006 21:48:07	148.549	0.59	18.10.2006 12:53:04	149.123	\$ -338.66
292	Sell	18.10.2006 13:21:06	1.25036	1.61	18.10.2006 18:59:00	1.25346	\$ -507.16
347	Sell	18.10.2006 13:09:08	1.2513	2.22	18.10.2006 19:16:09	1.25356	\$ -512.81
270	Buy	19.10.2006 09:53:01	1.25763	2.07	19.10.2006 12:38:13	1.25521	\$ -511.28
293	Sell	23.10.2006 07:13:12	1.25809	1.67	23.10.2006 07:15:03	1.25865	\$ -101.86
348	Sell	23.10.2006 06:23:06	1.25916	2.5	23.10.2006 19:45:10	1.25445	\$ 1165.02
349	Buy	24.10.2006 15:10:03	1.25557	2.5	24.10.2006 19:47:00	1.25557	\$ -12.5
271	Buy	26.10.2006 02:42:09	1.26397	2.19	26.10.2006 16:51:00	1.26977	\$ 1259.25
240	Buy	25.10.2006 17:31:00	150.02299	0.88	27.10.2006 10:00:09	150.231	\$ 183.05
350	Buy	27.10.2006 12:32:09	1.27223	2.5	27.10.2006 12:44:04	1.27023	\$ -512.49
294	Buy	24.10.2006 15:39:04	1.25704	1.78	30.10.2006 00:00:05	1.27284	\$ 2803.5
351	Buy	27.10.2006 13:06:03	1.27323	2.05	30.10.2006 03:30:16	1.27252	\$ -155.8
352	Sell	30.10.2006 13:33:05	1.2701	2.49	30.10.2006 14:08:10	1.27211	\$ -512.94
353	Sell	31.10.2006 07:25:00	1.26946	2.5	31.10.2006 08:07:00	1.26946	\$ -12.5
354	Buy	31.10.2006 15:07:01	1.27484	2.38	01.11.2006 04:30:00	1.27626	\$ 326.07
272	Buy	31.10.2006 15:07:01	1.27485	2.05	01.11.2006 15:52:01	1.27637	\$ 301.36
295	Buy	01.11.2006 15:01:04	1.27906	1.75	01.11.2006 15:52:01	1.2762	\$ -509.24
355	Buy	01.11.2006 15:00:01	1.27794	2.15	01.11.2006 20:11:05	1.27561	\$ -511.71
241	Sell	31.10.2006 17:24:01	149.118	0.5	02.11.2006 10:00:11	149.10899	\$ 4.5
296	Sell	03.11.2006 13:30:04	1.27494	1.84	06.11.2006 00:00:05	1.27166	\$ 594.33
356	Sell	03.11.2006 13:13:06	1.27576	2.5	06.11.2006 02:30:05	1.27087	\$ 1210.02
242	Buy	02.11.2006 22:30:04	149.77299	0.66	06.11.2006 15:00:02	150.49699	\$ 477.84
273	Buy	07.11.2006 14:18:00	1.27961	2.17	07.11.2006 19:54:03	1.2773	\$ -512.13
357	Buy	09.11.2006 16:36:00	1.2844	1.49	10.11.2006 06:00:08	1.28578	\$ 198.17
274	Buy	09.11.2006 16:25:00	1.28186	2.08	10.11.2006 08:57:08	1.28854	\$ 1379.04
243	Buy	09.11.2006 07:58:04	150.565	0.9	10.11.2006 15:42:07	150.901	\$ 302.4
297	Sell	13.11.2006 17:48:00	1.27963	1.56	13.11.2006 18:00:02	1.28042	\$ -131.04
358	Buy	14.11.2006 13:33:04	1.28541	2.13	14.11.2006 15:03:00	1.28306	\$ -511.22
244	Sell	14.11.2006 15:34:02	150.576	0.59	15.11.2006 08:54:02	151.201	\$ -368.75
275	Sell	17.11.2006 04:17:02	1.27725	1.98	17.11.2006 07:28:06	1.27876	\$ -308.86
245	Buy	15.11.2006 19:31:01	151.427	0.54	17.11.2006 12:00:02	151.226	\$ -108.54

359	Buy	17.11.2006 15:00:01	1.2813	2.24	17.11.2006 19:47:00	1.2813	\$ -11.2
298	Buy	17.11.2006 15:17:04	1.28353	1.61	20.11.2006 00:00:05	1.28179	\$ -288.19
246	Buy	20.11.2006 08:04:02	151.457	0.68	21.11.2006 14:02:01	151.147	\$ -210.8
360	Buy	21.11.2006 15:31:03	1.28268	2.31	22.11.2006 05:00:06	1.28669	\$ 914.75
276	Buy	21.11.2006 19:27:10	1.28499	1.99	22.11.2006 13:31:00	1.2914	\$ 1265.64
247	Sell	22.11.2006 12:21:08	150.785	0.84	24.11.2006 01:04:25	150.785	\$ 0.0
361	Buy	24.11.2006 08:25:07	1.29866	2.48	24.11.2006 21:45:08	1.30962	\$ 2705.68
299	Buy	21.11.2006 19:28:10	1.28533	1.67	27.11.2006 00:00:05	1.3154	\$ 5013.33
248	Buy	24.11.2006 08:59:06	151.44299	0.71	28.11.2006 01:00:14	152.409	\$ 685.86
362	Buy	28.11.2006 08:11:01	1.31607	2.17	28.11.2006 08:46:00	1.31376	\$ -512.1
363	Buy	28.11.2006 13:34:02	1.31732	1.72	28.11.2006 15:04:20	1.31442	\$ -507.4
364	Buy	28.11.2006 18:17:09	1.31945	1.39	29.11.2006 07:45:05	1.31818	\$ -183.49
277	Buy	30.11.2006 14:57:05	1.32163	1.49	01.12.2006 03:17:01	1.32504	\$ 500.64
300	Buy	30.11.2006 07:23:00	1.31943	1.33	04.12.2006 00:00:05	1.33526	\$ 2098.75
249	Buy	30.11.2006 09:39:06	153.411	0.56	04.12.2006 02:00:21	153.897	\$ 272.16
365	Buy	01.12.2006 15:00:01	1.32892	1.72	04.12.2006 04:30:00	1.33186	\$ 497.07
250	Sell	05.12.2006 07:42:09	153.039	0.72	05.12.2006 13:32:01	153.039	\$ 0.0
366	Buy	05.12.2006 13:30:05	1.33553	1.82	05.12.2006 13:50:03	1.33278	\$ -509.61
367	Sell	06.12.2006 09:40:00	1.3263	1.89	06.12.2006 11:49:08	1.32895	\$ -510.3
301	Sell	06.12.2006 09:40:00	1.32608	1.35	06.12.2006 15:04:20	1.32979	\$ -507.6
368	Sell	08.12.2006 13:30:04	1.32548	2.5	08.12.2006 13:35:05	1.32748	\$ -512.49
302	Sell	08.12.2006 13:30:04	1.32522	1.6	08.12.2006 13:45:02	1.32835	\$ -508.79
278	Buy	08.12.2006 15:02:07	1.33611	1.74	08.12.2006 15:15:03	1.33323	\$ -509.82
369	Buy	08.12.2006 13:45:02	1.33001	2.5	08.12.2006 16:40:00	1.33001	\$ -12.5
303	Buy	08.12.2006 13:45:02	1.33096	1.77	08.12.2006 16:48:03	1.32813	\$ -509.77
251	Buy	08.12.2006 16:40:02	153.89301	0.62	11.12.2006 00:01:02	153.24001	\$ -404.86
279	Sell	08.12.2006 16:52:00	1.32414	1.62	11.12.2006 00:28:00	1.31617	\$ 1283.04
370	Buy	12.12.2006 19:21:00	1.32663	1.65	13.12.2006 07:06:06	1.32663	\$ -8.25
371	Sell	13.12.2006 13:35:06	1.32112	2.27	13.12.2006 16:08:00	1.32332	\$ -510.75
304	Sell	13.12.2006 13:34:02	1.32137	1.52	14.12.2006 08:03:05	1.32465	\$ -506.17
280	Sell	15.12.2006 09:29:19	1.31287	1.56	15.12.2006 13:30:04	1.31512	\$ -358.79
305	Sell	14.12.2006 15:30:10	1.31497	1.38	15.12.2006 13:30:04	1.31497	\$ -6.9
252	Sell	15.12.2006 14:43:13	154.536	0.65	15.12.2006 20:00:00	154.536	\$ 0.0
372	Sell	15.12.2006 15:05:01	1.30923	1.2	18.12.2006 00:53:03	1.30923	\$ -6.0
281	Sell	15.12.2006 15:04:20	1.30983	1.49	18.12.2006 18:16:05	1.30804	\$ 259.25
373	Sell	18.12.2006 15:07:00	1.30601	1.98	18.12.2006 18:24:12	1.30853	\$ -508.85
306	Buy	19.12.2006 09:01:07	1.31659	1.59	19.12.2006 13:31:01	1.31344	\$ -508.8
374	Buy	19.12.2006 08:09:00	1.31337	2.25	19.12.2006 13:31:01	1.31337	\$ -11.25
253	Buy	19.12.2006 09:05:04	155.464	0.78	21.12.2006 02:00:16	156.028	\$ 439.92
375	Sell	26.12.2006 17:30:03	1.31146	2.49	27.12.2006 00:59:01	1.31146	\$ -12.45
282	Sell	26.12.2006 17:55:01	1.30974	1.72	27.12.2006 02:21:03	1.31265	\$ -509.12
307	Sell	26.12.2006 17:54:00	1.31006	1.89	27.12.2006 02:22:05	1.31271	\$ -510.3
308	Buy	27.12.2006 06:37:01	1.31662	1.79	27.12.2006 14:21:09	1.31383	\$ -508.36
254	Sell	27.12.2006 14:13:03	155.597	0.64	28.12.2006 10:02:04	156.23801	\$ -410.24
255	Buy	28.12.2006 12:34:00	156.36501	0.59	28.12.2006 14:45:01	156.36501	\$ 0.0
283	Buy	29.12.2006 16:28:00	1.31997	2.02	01.01.2007 08:07:00	1.31749	\$ -511.07
284	Buy	01.01.2007 17:46:00	1.32049	2.12	01.01.2007 19:00:00	1.31942	\$ -237.44
309	Buy	02.01.2007 07:43:06	1.3261	2.32	02.01.2007 07:55:02	1.32394	\$ -512.71
376	Sell	03.01.2007 10:15:04	1.32418	2.11	03.01.2007 13:15:09	1.32418	\$ -10.55
285	Sell	04.01.2007 08:54:05	1.31167	2.16	05.01.2007 01:19:04	1.30866	\$ 639.34
310	Sell	03.01.2007 10:15:04	1.32427	1.6	08.01.2007 00:00:06	1.3007	\$ 3763.21

256	Sell	04.01.2007 08:51:06	156.76601	0.63	08.01.2007 01:00:13	153.82401	\$ 1853.47
377	Sell	08.01.2007 13:58:05	1.29819	2.1	08.01.2007 14:26:04	1.30057	\$ -510.3
378	Buy	08.01.2007 15:03:00	1.30221	1.82	09.01.2007 04:30:00	1.30396	\$ 309.4
286	Sell	10.01.2007 00:19:02	1.29722	1.58	10.01.2007 07:31:00	1.29921	\$ -322.31
257	Buy	11.01.2007 06:34:04	155.397	0.58	11.01.2007 14:24:03	155.436	\$ 22.62
287	Sell	11.01.2007 14:16:14	1.29261	1.78	12.01.2007 01:52:16	1.28909	\$ 617.66
379	Sell	11.01.2007 14:20:02	1.29187	1.18	12.01.2007 03:45:12	1.28942	\$ 283.2
380	Buy	12.01.2007 14:25:00	1.29236	1.6	15.01.2007 03:45:12	1.29339	\$ 156.81
311	Buy	16.01.2007 07:39:11	1.29713	1.7	16.01.2007 13:22:00	1.29418	\$ -509.99
258	Buy	16.01.2007 13:18:01	156.31799	0.55	16.01.2007 17:09:01	155.71201	\$ -333.29
381	Buy	17.01.2007 14:49:01	1.29333	1.9	18.01.2007 04:15:03	1.29666	\$ 623.2
288	Buy	19.01.2007 02:55:01	1.29875	1.85	19.01.2007 10:18:05	1.29605	\$ -508.77
259	Buy	18.01.2007 03:00:05	156.312	0.55	19.01.2007 14:08:05	157.011	\$ 384.45
382	Buy	23.01.2007 07:43:07	1.29736	2.5	23.01.2007 21:00:00	1.30178	\$ 1092.51
289	Buy	23.01.2007 10:05:04	1.29998	1.94	24.01.2007 05:39:02	1.30195	\$ 372.47
260	Buy	23.01.2007 08:32:14	157.666	0.71	24.01.2007 06:39:01	157.942	\$ 195.96
312	Buy	23.01.2007 08:14:03	1.29848	1.69	24.01.2007 08:17:04	1.29848	\$ -8.45
261	Sell	24.01.2007 08:16:20	156.85899	0.49	24.01.2007 09:39:06	157.64101	\$ -383.19
262	Sell	24.01.2007 15:21:01	156.703	0.28	25.01.2007 08:11:03	156.703	\$ 0.0
290	Sell	25.01.2007 19:41:02	1.29201	1.73	26.01.2007 07:22:25	1.29329	\$ -230.1
383	Sell	25.01.2007 19:15:01	1.29347	1.81	26.01.2007 07:26:03	1.29347	\$ -9.05
313	Buy	29.01.2007 17:01:08	1.29661	1.7	29.01.2007 17:15:03	1.29575	\$ -154.7
384	Sell	31.01.2007 08:37:01	1.29342	2.5	31.01.2007 12:39:06	1.29542	\$ -512.52
314	Sell	31.01.2007 09:34:01	1.29287	1.76	31.01.2007 12:52:02	1.29572	\$ -510.39
385	Buy	31.01.2007 15:21:01	1.29909	1.8	01.02.2007 04:45:02	1.30301	\$ 696.59
291	Buy	31.01.2007 15:21:01	1.2991	1.97	01.02.2007 06:13:00	1.30211	\$ 583.1
386	Buy	02.02.2007 13:29:05	1.30338	2.5	02.02.2007 14:02:03	1.30138	\$ -512.49
315	Buy	31.01.2007 19:17:00	1.30288	1.73	02.02.2007 14:03:06	1.3	\$ -506.91
387	Sell	02.02.2007 14:03:06	1.30042	2.5	05.02.2007 03:30:16	1.29384	\$ 1632.53
263	Sell	05.02.2007 01:05:02	156.567	0.53	06.02.2007 15:59:08	156.013	\$ 293.62
388	Buy	06.02.2007 09:49:14	1.29462	2.39	06.02.2007 23:15:01	1.29817	\$ 836.48
316	Buy	06.02.2007 12:06:00	1.29558	1.66	12.02.2007 00:00:06	1.30147	\$ 969.44
317	Sell	12.02.2007 10:25:05	1.29518	1.54	12.02.2007 10:30:20	1.29573	\$ -92.4
389	Sell	12.02.2007 10:18:01	1.29609	1.68	12.02.2007 13:10:10	1.29609	\$ -8.4
292	Buy	14.02.2007 04:37:00	1.30452	2.02	14.02.2007 05:00:02	1.30303	\$ -311.08
390	Buy	14.02.2007 07:44:16	1.30838	2.21	14.02.2007 21:00:00	1.31243	\$ 884.0
391	Buy	15.02.2007 14:08:10	1.31609	2.13	15.02.2007 15:46:00	1.31375	\$ -509.06
318	Buy	13.02.2007 07:13:12	1.29843	1.54	19.02.2007 00:00:06	1.31462	\$ 2485.57
264	Sell	15.02.2007 15:37:14	157.26199	0.48	19.02.2007 00:26:09	157.12601	\$ 65.27
293	Buy	20.02.2007 02:00:00	1.31716	1.92	20.02.2007 08:10:00	1.31492	\$ -439.69
392	Buy	21.02.2007 07:16:16	1.31594	2.31	21.02.2007 10:07:02	1.31377	\$ -512.81
393	Sell	21.02.2007 11:15:06	1.31296	2.14	22.02.2007 00:45:11	1.3136	\$ -147.64
394	Sell	22.02.2007 07:39:02	1.31002	2.5	22.02.2007 12:54:05	1.31002	\$ -12.5
294	Sell	22.02.2007 07:42:06	1.30958	1.98	22.02.2007 16:18:01	1.3121	\$ -508.88
319	Sell	22.02.2007 07:57:01	1.3088	1.57	22.02.2007 16:18:01	1.31199	\$ -508.69
320	Buy	23.02.2007 14:22:08	1.31506	1.75	26.02.2007 00:00:05	1.31808	\$ 519.74
395	Buy	23.02.2007 14:22:08	1.3151	2.06	26.02.2007 03:45:13	1.31945	\$ 885.81
295	Buy	26.02.2007 00:23:04	1.31881	2.05	26.02.2007 04:11:05	1.31808	\$ -159.91
296	Buy	27.02.2007 00:17:12	1.31971	2.04	27.02.2007 01:00:04	1.31803	\$ -352.92
396	Buy	27.02.2007 08:18:14	1.32046	2.26	27.02.2007 21:45:08	1.32433	\$ 863.32
297	Buy	27.02.2007 08:18:14	1.32024	2.03	28.02.2007 02:00:00	1.32155	\$ 255.78

321	Buy	27.02.2007 13:30:04	1.32394	1.68	28.02.2007 03:11:07	1.32096	\$ -509.04
265	Sell	27.02.2007 06:14:10	158.545	0.53	28.02.2007 23:00:01	156.79201	\$ 929.09
397	Sell	01.03.2007 15:01:02	1.31949	2.13	01.03.2007 19:55:00	1.31949	\$ -10.65
322	Sell	01.03.2007 15:18:14	1.31756	1.42	04.03.2007 22:55:04	1.32108	\$ -506.94
266	Sell	01.03.2007 12:37:13	155.726	0.36	05.03.2007 05:00:06	152.12801	\$ 1295.28
398	Sell	05.03.2007 01:43:17	1.31336	1.91	05.03.2007 05:13:04	1.31597	\$ -508.05
298	Sell	05.03.2007 01:42:05	1.31408	1.8	05.03.2007 05:31:07	1.31686	\$ -509.39
323	Buy	07.03.2007 19:25:01	1.31721	1.66	08.03.2007 09:41:00	1.31419	\$ -509.61
399	Sell	09.03.2007 13:38:08	1.31183	2.5	09.03.2007 16:29:00	1.31183	\$ -12.5
267	Buy	08.03.2007 04:42:02	153.53999	0.34	09.03.2007 21:00:01	155.054	\$ 514.76
324	Sell	09.03.2007 13:52:02	1.30952	1.77	11.03.2007 21:00:00	1.31234	\$ -507.99
325	Buy	12.03.2007 09:02:15	1.31464	1.54	12.03.2007 09:15:03	1.31478	\$ 13.85
299	Buy	12.03.2007 15:12:02	1.31844	2.04	13.03.2007 07:00:02	1.31703	\$ -297.84
300	Buy	13.03.2007 12:31:02	1.31992	1.96	13.03.2007 16:00:05	1.31964	\$ -64.66
268	Sell	13.03.2007 19:46:01	153.651	0.36	14.03.2007 12:32:10	153.651	\$ 0.0
326	Buy	14.03.2007 14:39:03	1.32262	1.53	15.03.2007 09:17:06	1.31935	\$ -507.96
301	Buy	15.03.2007 15:17:04	1.3244	1.93	15.03.2007 16:22:00	1.32323	\$ -235.44
400	Buy	15.03.2007 23:23:02	1.32721	2.45	16.03.2007 12:45:25	1.33305	\$ 1418.57
269	Buy	15.03.2007 16:39:05	155.705	0.31	18.03.2007 22:16:08	154.784	\$ -285.51
327	Buy	16.03.2007 02:02:07	1.33085	1.56	19.03.2007 00:00:05	1.33142	\$ 81.11
401	Sell	20.03.2007 10:11:00	1.32701	2.21	20.03.2007 11:17:06	1.32927	\$ -510.5
270	Buy	19.03.2007 01:15:31	155.856	0.35	20.03.2007 13:22:25	155.856	\$ 0.0
402	Buy	20.03.2007 13:03:10	1.33074	2.13	20.03.2007 15:47:16	1.32839	\$ -511.19
302	Buy	21.03.2007 18:15:00	1.33381	2.17	21.03.2007 23:50:04	1.33967	\$ 1260.76
271	Buy	21.03.2007 18:17:02	156.918	0.57	22.03.2007 06:58:08	156.918	\$ 0.0
403	Buy	21.03.2007 18:15:00	1.3325	2.5	22.03.2007 07:45:04	1.33747	\$ 1230.02
328	Buy	21.03.2007 18:22:07	1.33561	1.69	22.03.2007 16:43:00	1.33265	\$ -508.7
303	Sell	25.03.2007 22:47:00	1.32701	1.95	25.03.2007 23:31:12	1.32801	\$ -204.74
329	Sell	25.03.2007 22:47:00	1.32734	1.59	26.03.2007 00:00:02	1.32739	\$ -15.89
404	Sell	23.03.2007 14:44:11	1.32882	1.77	26.03.2007 04:00:00	1.3263	\$ 437.2
330	Buy	26.03.2007 14:01:01	1.33143	1.59	26.03.2007 14:15:01	1.33259	\$ 176.49
405	Buy	26.03.2007 14:00:12	1.33122	2.5	27.03.2007 03:30:03	1.33239	\$ 279.98
272	Buy	26.03.2007 23:36:06	157.627	0.54	27.03.2007 13:14:11	157.627	\$ 0.0
406	Buy	27.03.2007 14:20:20	1.33595	1.52	27.03.2007 16:12:01	1.33266	\$ -507.69
407	Sell	27.03.2007 16:49:02	1.33224	1.12	27.03.2007 21:04:20	1.33669	\$ -504.0
408	Sell	28.03.2007 00:00:09	1.33134	0.6	28.03.2007 13:30:22	1.3357	\$ -264.6
273	Sell	28.03.2007 10:29:08	156.282	0.53	29.03.2007 06:36:00	156.282	\$ 0.0
409	Sell	30.03.2007 07:37:00	1.33196	2.45	30.03.2007 11:48:14	1.33196	\$ -12.25
274	Sell	01.04.2007 21:05:21	155.34399	0.38	01.04.2007 21:06:23	156.645	\$ -494.23
410	Buy	30.03.2007 15:17:14	1.33456	1.6	02.04.2007 00:19:01	1.33456	\$ -8.0
304	Buy	30.03.2007 15:27:02	1.33716	1.38	02.04.2007 00:32:13	1.33353	\$ -507.85
411	Sell	03.04.2007 17:47:00	1.33405	2.5	04.04.2007 04:12:14	1.33405	\$ -12.5
331	Sell	03.04.2007 18:00:00	1.33237	2.5	04.04.2007 05:06:02	1.33437	\$ -512.49
412	Buy	05.04.2007 12:26:03	1.33891	2.5	06.04.2007 01:45:38	1.3424	\$ 859.99
305	Buy	05.04.2007 13:10:00	1.33985	2.5	06.04.2007 12:30:00	1.33985	\$ -12.5
332	Buy	05.04.2007 13:11:00	1.34014	2.41	06.04.2007 12:30:00	1.34014	\$ -12.05
413	Sell	06.04.2007 12:30:00	1.33869	2.5	09.04.2007 02:00:24	1.33618	\$ 615.02
414	Sell	09.04.2007 16:44:02	1.3344	2.5	10.04.2007 00:35:01	1.3364	\$ -512.49
275	Buy	10.04.2007 02:53:00	159.674	0.65	10.04.2007 08:20:19	159.674	\$ 0.0
415	Buy	10.04.2007 00:58:00	1.33788	2.5	10.04.2007 14:15:03	1.3434	\$ 1367.5
306	Buy	10.04.2007 12:48:03	1.3441	2.5	11.04.2007 00:25:02	1.3421	\$ -512.49

416	Buy	12.04.2007 01:41:00	1.34579	2.5	12.04.2007 08:48:00	1.34579	\$ -12.5
333	Buy	10.04.2007 02:32:02	1.34165	2.5	16.04.2007 00:00:00	1.35685	\$ 3787.51
276	Buy	13.04.2007 14:02:00	160.864	0.43	17.04.2007 06:48:00	161.476	\$ 263.16
417	Buy	17.04.2007 12:30:00	1.35653	2.43	17.04.2007 15:19:03	1.35653	\$ -12.15
334	Buy	17.04.2007 12:45:00	1.35776	2.26	17.04.2007 16:22:00	1.35555	\$ -510.74
307	Buy	17.04.2007 12:44:01	1.3577	1.79	18.04.2007 12:05:00	1.3577	\$ -8.95
277	Sell	19.04.2007 02:38:00	160.38499	0.32	19.04.2007 07:02:02	160.38499	\$ 0.0
308	Buy	19.04.2007 22:03:05	1.362	1.96	20.04.2007 01:21:00	1.36145	\$ -117.61
335	Sell	23.04.2007 08:31:01	1.35586	2.2	23.04.2007 08:45:00	1.35665	\$ -184.8
418	Buy	24.04.2007 14:10:00	1.36143	2.5	24.04.2007 16:08:08	1.36143	\$ -12.5
309	Buy	24.04.2007 20:00:00	1.3637	2.3	25.04.2007 12:39:00	1.3634	\$ -80.51
336	Buy	24.04.2007 14:19:00	1.36186	2.23	26.04.2007 09:33:00	1.36186	\$ -11.15
419	Sell	26.04.2007 09:33:00	1.36193	2.5	26.04.2007 09:54:01	1.36193	\$ -12.5
420	Sell	26.04.2007 10:02:00	1.36024	2.47	26.04.2007 23:30:02	1.35975	\$ 108.7
278	Buy	25.04.2007 09:48:00	161.955	0.45	27.04.2007 02:00:04	162.67	\$ 321.75
310	Buy	27.04.2007 12:30:01	1.3665	2.33	27.04.2007 15:04:00	1.36435	\$ -512.61
337	Buy	27.04.2007 10:43:00	1.36355	2.13	27.04.2007 15:15:02	1.36121	\$ -509.06
338	Sell	01.05.2007 15:02:09	1.35931	2.22	01.05.2007 15:21:02	1.36157	\$ -512.81
421	Sell	01.05.2007 14:18:04	1.36336	2.48	02.05.2007 03:45:08	1.35642	\$ 1708.75
279	Buy	01.05.2007 03:47:00	163.295	0.4	02.05.2007 05:59:00	162.62199	\$ -269.2
311	Sell	02.05.2007 03:17:09	1.3584	1.98	02.05.2007 14:26:02	1.36026	\$ -378.18
280	Buy	02.05.2007 11:53:14	163.29201	0.56	03.05.2007 13:28:00	163.29201	\$ 0.0
312	Sell	03.05.2007 14:01:03	1.35598	2.13	04.05.2007 03:10:04	1.35512	\$ 172.55
422	Sell	03.05.2007 14:00:16	1.35668	2.5	04.05.2007 03:30:13	1.3546	\$ 507.52
339	Buy	04.05.2007 13:37:01	1.36082	1.99	04.05.2007 14:18:05	1.3583	\$ -511.45
423	Buy	04.05.2007 12:58:06	1.35951	2.35	07.05.2007 02:15:00	1.36067	\$ 260.86
424	Sell	08.05.2007 08:18:15	1.35767	2.5	08.05.2007 21:45:03	1.35463	\$ 747.49
313	Sell	08.05.2007 14:14:01	1.35344	2.5	09.05.2007 12:09:19	1.35379	\$ -100.0
340	Sell	08.05.2007 10:48:01	1.35575	2.5	09.05.2007 13:17:01	1.35575	\$ -12.5
425	Buy	09.05.2007 13:15:03	1.3553	2.5	09.05.2007 18:18:03	1.3533	\$ -512.49
281	Sell	08.05.2007 08:15:00	162.839	0.98	09.05.2007 23:30:00	162.686	\$ 149.94
341	Sell	10.05.2007 17:04:07	1.34658	2.48	10.05.2007 19:04:08	1.34859	\$ -510.88
314	Sell	10.05.2007 12:50:04	1.35155	2.5	11.05.2007 00:45:06	1.34662	\$ 1220.0
282	Sell	10.05.2007 16:57:00	161.896	0.58	11.05.2007 13:36:02	161.896	\$ 0.0
342	Buy	13.05.2007 21:07:07	1.35368	1.9	14.05.2007 00:00:03	1.35395	\$ 41.8
426	Buy	15.05.2007 06:35:20	1.3558	2.5	15.05.2007 07:28:00	1.3538	\$ -512.49
315	Buy	15.05.2007 12:34:06	1.35641	2.5	15.05.2007 13:00:07	1.35564	\$ -204.99
283	Buy	14.05.2007 10:31:14	163.02499	0.36	16.05.2007 03:00:13	163.42	\$ 142.2
427	Buy	15.05.2007 14:32:02	1.35654	2.43	16.05.2007 04:00:17	1.35902	\$ 590.5
343	Buy	15.05.2007 14:39:14	1.35832	2.5	16.05.2007 11:39:09	1.35832	\$ -12.5
428	Sell	16.05.2007 15:12:08	1.35402	2.5	17.05.2007 04:30:08	1.35309	\$ 220.02
284	Buy	18.05.2007 08:49:00	163.899	0.59	18.05.2007 10:26:00	163.255	\$ -379.96
285	Sell	18.05.2007 10:26:00	163.10699	0.81	18.05.2007 11:31:00	163.10699	\$ 0.0
429	Sell	18.05.2007 10:47:14	1.34684	2.26	18.05.2007 14:12:00	1.34905	\$ -510.76
430	Buy	18.05.2007 15:07:03	1.35059	2.16	21.05.2007 04:30:13	1.35148	\$ 181.44
431	Sell	21.05.2007 10:38:02	1.34417	2.5	21.05.2007 16:06:08	1.34617	\$ -512.49
316	Sell	21.05.2007 10:34:21	1.34648	2.5	21.05.2007 16:53:01	1.34648	\$ -12.5
286	Buy	21.05.2007 00:07:01	163.89799	0.37	22.05.2007 17:00:06	163.52	\$ -139.86
432	Sell	23.05.2007 07:45:01	1.34359	2.5	23.05.2007 09:11:01	1.34359	\$ -12.5
344	Sell	23.05.2007 07:51:04	1.34235	2.5	23.05.2007 09:28:07	1.34435	\$ -512.49
433	Buy	23.05.2007 11:26:12	1.34632	2.3	23.05.2007 17:33:13	1.34632	\$ -11.5

287	Buy	23.05.2007 12:05:00	163.93201	0.76	24.05.2007 06:38:00	163.32899	\$ -458.29
288	Sell	24.05.2007 06:42:00	163.23801	0.64	24.05.2007 11:11:07	163.23801	\$ 0.0
317	Sell	25.05.2007 01:01:02	1.34149	2.49	25.05.2007 06:28:06	1.3435	\$ -512.94
434	Sell	29.05.2007 01:32:19	1.34375	2.5	29.05.2007 04:45:04	1.34375	\$ -12.5
345	Sell	29.05.2007 01:35:04	1.3435	2.5	29.05.2007 07:56:02	1.3455	\$ -512.49
435	Buy	29.05.2007 09:10:08	1.34938	2.5	29.05.2007 14:02:00	1.34938	\$ -12.5
318	Buy	29.05.2007 11:55:04	1.35004	2.5	29.05.2007 15:01:11	1.34804	\$ -512.49
346	Buy	29.05.2007 08:20:21	1.34702	2.5	29.05.2007 16:23:02	1.34702	\$ -12.5
289	Buy	29.05.2007 09:37:00	163.834	0.58	29.05.2007 17:19:01	163.834	\$ 0.0
319	Sell	30.05.2007 11:51:05	1.34114	2.5	30.05.2007 13:22:02	1.34314	\$ -512.49
436	Buy	31.05.2007 12:30:03	1.34708	2.5	31.05.2007 13:58:12	1.34508	\$ -512.49
347	Buy	31.05.2007 12:30:03	1.34681	2.5	31.05.2007 14:00:11	1.34481	\$ -512.49
348	Sell	01.06.2007 12:30:03	1.34243	2.5	01.06.2007 12:33:09	1.34443	\$ -512.49
437	Sell	01.06.2007 14:09:04	1.33993	2.5	01.06.2007 14:53:13	1.34193	\$ -512.49
320	Sell	01.06.2007 14:03:08	1.34079	2.5	01.06.2007 15:03:00	1.34279	\$ -512.49
349	Buy	04.06.2007 12:10:06	1.34782	2.14	04.06.2007 12:15:22	1.34802	\$ 32.08
350	Buy	05.06.2007 12:17:07	1.35399	2.45	05.06.2007 14:00:17	1.35195	\$ -512.03
321	Buy	05.06.2007 10:21:01	1.35183	2.5	06.06.2007 08:01:18	1.35162	\$ -65.01
290	Sell	06.06.2007 11:46:00	163.547	0.47	06.06.2007 15:23:00	163.547	\$ 0.0
438	Sell	06.06.2007 12:56:25	1.34952	2.44	07.06.2007 02:15:02	1.34992	\$ -109.79
439	Sell	07.06.2007 10:26:01	1.34695	2.5	07.06.2007 23:45:03	1.3428	\$ 1025.01
322	Sell	08.06.2007 07:25:07	1.33915	2.5	08.06.2007 10:06:10	1.33453	\$ 1142.49
351	Sell	06.06.2007 14:59:01	1.34932	2.44	11.06.2007 00:00:06	1.33572	\$ 3306.23
291	Sell	07.06.2007 16:37:00	163.037	0.52	11.06.2007 09:00:01	162.41499	\$ 323.44
292	Sell	12.06.2007 23:16:09	161.76601	0.65	13.06.2007 04:06:00	162.269	\$ -326.94
440	Sell	14.06.2007 12:31:00	1.32828	2.5	14.06.2007 12:40:04	1.33028	\$ -512.49
352	Sell	12.06.2007 13:57:18	1.33205	2.5	14.06.2007 14:05:05	1.33205	\$ -12.5
293	Buy	13.06.2007 14:18:00	162.814	0.55	15.06.2007 07:00:01	163.88	\$ 586.31
441	Buy	15.06.2007 12:31:01	1.33312	2.5	15.06.2007 13:55:27	1.33312	\$ -12.5
353	Buy	15.06.2007 13:01:08	1.33442	2.5	18.06.2007 00:00:02	1.3386	\$ 1032.52
323	Buy	15.06.2007 15:13:01	1.33683	2.44	18.06.2007 04:54:12	1.3386	\$ 419.68
324	Buy	20.06.2007 02:39:02	1.34343	2.5	20.06.2007 06:00:18	1.34233	\$ -287.52
354	Sell	20.06.2007 20:05:24	1.34001	2.5	21.06.2007 12:20:10	1.34001	\$ -12.5
325	Buy	22.06.2007 11:53:27	1.3436	2.5	22.06.2007 14:45:07	1.3436	\$ -12.5
355	Buy	22.06.2007 09:31:03	1.34255	2.5	22.06.2007 14:48:05	1.34255	\$ -12.5
442	Buy	22.06.2007 06:10:12	1.34173	2.5	22.06.2007 19:30:01	1.3463	\$ 1130.0
294	Buy	22.06.2007 06:03:03	166.112	0.61	25.06.2007 07:54:00	166.257	\$ 88.45
443	Sell	26.06.2007 07:20:10	1.34373	2.5	26.06.2007 10:36:24	1.34573	\$ -512.49
326	Buy	26.06.2007 12:40:05	1.34719	2.5	26.06.2007 13:00:06	1.34672	\$ -130.01
295	Sell	26.06.2007 09:14:03	165.345	0.47	26.06.2007 15:50:00	166.183	\$ -393.86
296	Sell	27.06.2007 04:35:00	165.086	0.35	27.06.2007 20:40:00	165.086	\$ 0.0
327	Buy	28.06.2007 06:24:12	1.34764	2.5	28.06.2007 07:15:05	1.34564	\$ -512.52
328	Buy	29.06.2007 09:52:06	1.34788	2.5	29.06.2007 16:05:01	1.35268	\$ 1187.49
356	Buy	29.06.2007 16:56:07	1.35325	2.29	02.07.2007 00:00:01	1.35344	\$ 32.06
357	Buy	02.07.2007 12:43:10	1.35981	2.09	02.07.2007 12:45:05	1.35964	\$ -45.98
358	Sell	03.07.2007 08:10:14	1.35946	2.21	03.07.2007 12:36:13	1.36173	\$ -512.72
444	Buy	05.07.2007 07:49:05	1.36308	2.5	05.07.2007 11:49:09	1.36308	\$ -12.5
359	Buy	05.07.2007 07:53:14	1.36412	2.5	05.07.2007 13:07:06	1.36212	\$ -512.49
329	Buy	05.07.2007 07:51:01	1.36374	2.5	05.07.2007 13:09:08	1.36174	\$ -512.49
360	Sell	05.07.2007 14:32:00	1.35817	2.5	05.07.2007 15:05:05	1.36017	\$ -512.49
297	Buy	05.07.2007 03:52:09	167.18401	0.68	06.07.2007 20:00:30	168.10001	\$ 622.88

361	Buy	06.07.2007 14:09:08	1.36206	2.5	09.07.2007 00:00:03	1.3624	\$ 72.53
445	Buy	06.07.2007 13:07:12	1.36115	2.5	09.07.2007 02:30:03	1.36202	\$ 205.0
446	Sell	10.07.2007 05:03:02	1.35955	2.5	10.07.2007 06:50:03	1.36155	\$ -512.49
330	Buy	10.07.2007 09:57:04	1.36574	2.5	10.07.2007 13:48:03	1.37024	\$ 1112.51
447	Buy	10.07.2007 08:10:00	1.36369	2.5	10.07.2007 21:30:00	1.37465	\$ 2727.5
298	Sell	10.07.2007 21:45:05	167.02499	0.56	11.07.2007 09:02:00	167.02499	\$ 0.0
299	Buy	12.07.2007 12:32:00	168.51401	0.31	13.07.2007 10:05:00	168.51401	\$ 0.0
331	Buy	13.07.2007 12:35:25	1.37971	2.03	13.07.2007 14:40:02	1.37817	\$ -322.76
448	Buy	13.07.2007 12:37:17	1.37983	2.5	13.07.2007 14:40:02	1.37783	\$ -512.49
362	Buy	10.07.2007 09:57:04	1.36568	2.5	16.07.2007 00:00:00	1.37749	\$ 2940.02
449	Sell	17.07.2007 09:33:07	1.37617	2.5	17.07.2007 12:42:01	1.37817	\$ -512.49
450	Buy	18.07.2007 00:16:14	1.38114	2.5	18.07.2007 06:01:00	1.38114	\$ -12.5
332	Buy	18.07.2007 00:16:14	1.38103	2.5	18.07.2007 06:03:08	1.38103	\$ -12.5
363	Buy	18.07.2007 00:22:01	1.38187	2.5	18.07.2007 07:38:09	1.37987	\$ -512.49
300	Buy	19.07.2007 09:21:05	168.702	0.6	20.07.2007 14:03:01	168.25	\$ -271.2
451	Buy	20.07.2007 14:21:01	1.38366	2.21	20.07.2007 16:49:09	1.3814	\$ -510.5
333	Buy	20.07.2007 14:21:01	1.3831	2.23	20.07.2007 16:51:05	1.38086	\$ -510.68
364	Buy	20.07.2007 14:20:06	1.38284	2.0	23.07.2007 00:00:07	1.38357	\$ 135.98
334	Buy	24.07.2007 12:33:04	1.38452	1.97	24.07.2007 15:00:00	1.38199	\$ -508.28
335	Sell	25.07.2007 07:27:05	1.37777	1.95	25.07.2007 14:09:01	1.37088	\$ 1333.79
452	Sell	25.07.2007 07:27:05	1.37792	1.77	25.07.2007 20:45:01	1.37233	\$ 980.59
365	Sell	25.07.2007 08:45:07	1.37504	1.33	26.07.2007 16:27:03	1.37504	\$ -6.65
453	Buy	26.07.2007 14:01:01	1.37366	1.45	26.07.2007 18:56:01	1.37366	\$ -7.25
336	Sell	27.07.2007 08:41:02	1.36888	1.6	29.07.2007 22:29:09	1.36206	\$ 1083.21
366	Sell	27.07.2007 08:46:03	1.36741	1.11	30.07.2007 00:00:07	1.36336	\$ 444.0
301	Sell	01.08.2007 06:02:00	160.64	0.23	01.08.2007 12:30:00	162.26199	\$ -373.06
367	Sell	01.08.2007 00:55:00	1.36532	1.24	01.08.2007 12:42:01	1.36935	\$ -505.92
454	Buy	02.08.2007 15:31:02	1.36893	1.58	03.08.2007 05:00:01	1.37038	\$ 221.21
337	Buy	03.08.2007 13:31:03	1.37274	1.63	03.08.2007 19:04:02	1.38091	\$ 1323.56
368	Buy	03.08.2007 00:06:03	1.37082	1.28	06.08.2007 00:00:03	1.38176	\$ 1393.91
455	Buy	03.08.2007 13:33:01	1.37332	1.65	06.08.2007 03:00:11	1.38068	\$ 1206.15
302	Buy	06.08.2007 19:10:00	163.756	0.3	07.08.2007 15:43:00	162.83501	\$ -276.3
456	Sell	07.08.2007 13:26:08	1.37557	1.68	07.08.2007 23:48:03	1.37557	\$ -8.4
369	Sell	07.08.2007 15:43:03	1.37489	1.26	08.08.2007 12:07:02	1.37886	\$ -506.52
303	Buy	08.08.2007 10:19:03	164.245	0.29	09.08.2007 06:56:00	164.35899	\$ 33.06
304	Sell	09.08.2007 12:41:00	162.20599	0.33	09.08.2007 13:41:00	162.20599	\$ 0.0
338	Sell	09.08.2007 12:47:03	1.36811	1.61	09.08.2007 15:14:00	1.37122	\$ -508.77
370	Sell	09.08.2007 07:03:07	1.37629	1.27	13.08.2007 00:00:02	1.36898	\$ 922.02
339	Sell	13.08.2007 09:53:00	1.36406	1.47	14.08.2007 17:55:04	1.35494	\$ 1333.29
305	Sell	14.08.2007 07:59:01	159.95	0.26	16.08.2007 00:00:01	156.215	\$ 971.1
457	Sell	17.08.2007 07:08:01	1.3377	1.35	17.08.2007 07:43:01	1.3414	\$ -506.25
458	Buy	17.08.2007 09:00:03	1.34462	1.07	19.08.2007 22:30:01	1.34741	\$ 293.18
371	Sell	14.08.2007 07:54:00	1.35655	1.27	20.08.2007 00:00:03	1.34749	\$ 1144.27
459	Buy	21.08.2007 10:31:00	1.34912	1.52	21.08.2007 12:23:00	1.34912	\$ -7.6
372	Buy	21.08.2007 11:01:02	1.35105	1.22	21.08.2007 17:12:03	1.34694	\$ -507.52
460	Buy	22.08.2007 15:29:03	1.35503	1.43	23.08.2007 04:45:03	1.35485	\$ -32.87
340	Buy	22.08.2007 15:29:03	1.3546	1.4	23.08.2007 14:17:02	1.35477	\$ 16.8
306	Buy	22.08.2007 19:20:00	155.952	0.3	23.08.2007 16:01:00	156.944	\$ 297.6
461	Buy	24.08.2007 08:33:01	1.35901	1.91	26.08.2007 22:00:03	1.36697	\$ 1510.8
373	Buy	24.08.2007 08:37:01	1.35909	1.31	27.08.2007 00:00:07	1.36777	\$ 1130.53
307	Sell	28.08.2007 15:10:00	156.49699	0.33	29.08.2007 09:34:00	156.27499	\$ 73.26

374	Sell	30.08.2007 09:56:01	1.36029	1.27	30.08.2007 15:03:01	1.36423	\$ -506.73
341	Buy	31.08.2007 11:31:00	1.36852	1.58	31.08.2007 13:42:05	1.36669	\$ -297.04
462	Sell	31.08.2007 14:01:02	1.36314	1.37	03.09.2007 03:30:07	1.36338	\$ -39.73
342	Sell	04.09.2007 12:24:00	1.3557	1.53	04.09.2007 15:02:02	1.35897	\$ -507.96
375	Sell	04.09.2007 10:46:01	1.35713	1.39	04.09.2007 15:33:11	1.36073	\$ -507.35
463	Buy	05.09.2007 14:11:00	1.36335	1.73	06.09.2007 03:30:16	1.36489	\$ 257.76
464	Buy	06.09.2007 15:03:01	1.37047	1.35	07.09.2007 02:05:06	1.36675	\$ -508.96
343	Buy	07.09.2007 12:30:03	1.37191	1.66	07.09.2007 13:40:09	1.37966	\$ 1278.21
376	Buy	06.09.2007 15:01:05	1.36975	1.31	10.09.2007 00:00:05	1.37743	\$ 999.52
465	Buy	07.09.2007 12:30:03	1.37276	1.79	10.09.2007 02:00:03	1.37739	\$ 819.81
308	Sell	07.09.2007 14:34:00	156.696	0.34	10.09.2007 08:54:00	156.66299	\$ 11.22
466	Buy	11.09.2007 09:28:03	1.38091	1.85	11.09.2007 22:45:24	1.38333	\$ 438.44
377	Buy	11.09.2007 13:29:03	1.38395	1.4	17.09.2007 00:00:04	1.38589	\$ 264.6
467	Sell	18.09.2007 06:21:03	1.38327	2.02	18.09.2007 07:30:02	1.38574	\$ -509.04
468	Buy	18.09.2007 13:03:06	1.38921	1.81	18.09.2007 14:41:03	1.38645	\$ -508.6
344	Buy	18.09.2007 18:16:04	1.39265	1.65	19.09.2007 07:16:01	1.39726	\$ 752.39
469	Buy	18.09.2007 18:15:03	1.39018	1.67	19.09.2007 07:45:08	1.39645	\$ 1038.75
309	Buy	18.09.2007 12:37:00	160.48399	0.42	20.09.2007 05:00:08	161.98	\$ 628.32
470	Buy	20.09.2007 06:32:07	1.40112	2.12	20.09.2007 20:00:06	1.40652	\$ 1134.21
378	Buy	18.09.2007 18:16:04	1.39302	1.33	24.09.2007 00:00:06	1.40897	\$ 2114.7
310	Buy	21.09.2007 10:08:00	162.58099	0.25	24.09.2007 19:46:00	161.55	\$ -257.75
471	Buy	25.09.2007 14:00:03	1.41539	1.56	25.09.2007 14:47:04	1.41219	\$ -507.01
345	Buy	25.09.2007 13:44:00	1.41293	1.5	26.09.2007 07:00:01	1.41269	\$ -43.5
472	Buy	27.09.2007 03:11:01	1.415	2.29	27.09.2007 05:52:01	1.41282	\$ -510.67
346	Buy	27.09.2007 06:50:00	1.41628	1.63	27.09.2007 07:58:02	1.41321	\$ -508.56
311	Buy	26.09.2007 10:51:00	162.845	0.31	28.09.2007 01:30:00	162.86301	\$ 5.58
379	Buy	25.09.2007 13:27:03	1.41193	1.29	01.10.2007 00:00:06	1.42678	\$ 1909.2
312	Buy	30.09.2007 23:37:00	163.98801	0.33	02.10.2007 04:01:01	163.98801	\$ 0.0
380	Sell	02.10.2007 07:02:01	1.41882	1.2	03.10.2007 07:00:00	1.41882	\$ -6.0
313	Buy	03.10.2007 12:46:00	165.065	0.45	04.10.2007 03:45:00	164.242	\$ -370.35
347	Sell	03.10.2007 15:43:01	1.41293	1.55	04.10.2007 06:17:03	1.40947	\$ 528.56
381	Sell	03.10.2007 19:47:00	1.40864	1.31	04.10.2007 09:27:00	1.41246	\$ -506.96
473	Buy	04.10.2007 14:27:02	1.4136	1.15	05.10.2007 03:45:03	1.41337	\$ -32.19
382	Sell	05.10.2007 12:35:01	1.4055	1.36	05.10.2007 13:33:00	1.40918	\$ -507.28
348	Sell	05.10.2007 12:30:02	1.40641	1.51	05.10.2007 13:35:03	1.40972	\$ -507.35
474	Sell	05.10.2007 12:30:02	1.40716	1.65	05.10.2007 13:37:02	1.41018	\$ -506.54
475	Buy	05.10.2007 14:07:03	1.41489	0.91	08.10.2007 03:30:17	1.41324	\$ -154.71
314	Buy	05.10.2007 15:16:00	165.314	0.41	08.10.2007 06:21:01	165.314	\$ 0.0
383	Sell	08.10.2007 13:51:02	1.40737	1.1	08.10.2007 14:00:00	1.40731	\$ 1.1
349	Sell	09.10.2007 01:17:03	1.40313	1.42	09.10.2007 06:55:01	1.40434	\$ -178.92
476	Buy	09.10.2007 14:57:00	1.40891	1.48	10.10.2007 04:15:03	1.41089	\$ 285.63
315	Buy	10.10.2007 08:14:01	165.784	0.39	10.10.2007 15:53:01	165.784	\$ 0.0
350	Buy	11.10.2007 08:01:01	1.42012	1.44	11.10.2007 12:43:02	1.41666	\$ -505.45
384	Buy	09.10.2007 18:47:03	1.41029	1.32	15.10.2007 00:00:07	1.4164	\$ 799.91
385	Buy	15.10.2007 07:54:01	1.42181	1.14	15.10.2007 08:00:03	1.42145	\$ -46.74
477	Buy	15.10.2007 07:45:03	1.42059	1.86	15.10.2007 12:47:05	1.42059	\$ -9.3
351	Buy	15.10.2007 10:11:02	1.42402	1.43	15.10.2007 12:51:03	1.42052	\$ -507.66
316	Buy	15.10.2007 10:09:00	167.636	0.5	15.10.2007 15:06:00	166.72701	\$ -454.5
386	Sell	16.10.2007 10:53:04	1.41501	1.24	16.10.2007 13:03:01	1.41906	\$ -508.4
478	Sell	16.10.2007 07:32:05	1.41624	1.62	16.10.2007 13:03:01	1.41933	\$ -508.68
317	Sell	16.10.2007 07:30:00	165.539	0.39	16.10.2007 20:45:01	165.539	\$ 0.0



387	Buy	17.10.2007 13:35:03	1.42286	1.14	17.10.2007 17:09:03	1.41849	\$ -503.88
479	Buy	17.10.2007 12:30:00	1.42085	1.38	18.10.2007 02:00:02	1.42264	\$ 240.11
352	Buy	18.10.2007 06:51:00	1.42429	1.5	19.10.2007 04:44:09	1.42905	\$ 706.5
480	Sell	19.10.2007 14:04:01	1.42668	1.59	19.10.2007 16:20:04	1.42668	\$ -7.95
353	Buy	21.10.2007 21:00:01	1.43179	1.44	22.10.2007 02:07:13	1.43037	\$ -211.68
388	Sell	22.10.2007 11:45:01	1.41447	1.09	22.10.2007 12:00:02	1.4164	\$ -215.82
354	Sell	22.10.2007 11:46:02	1.41397	1.37	22.10.2007 12:03:01	1.41763	\$ -508.27
318	Sell	19.10.2007 00:49:00	164.56799	0.33	22.10.2007 17:00:00	161.67	\$ 956.34
389	Sell	24.10.2007 07:24:01	1.4196	1.14	24.10.2007 12:27:04	1.424	\$ -507.3
319	Buy	25.10.2007 11:25:00	163.967	0.33	26.10.2007 16:26:00	163.967	\$ 0.0
390	Buy	25.10.2007 12:37:04	1.43256	1.07	29.10.2007 00:00:03	1.44037	\$ 830.32
355	Buy	26.10.2007 06:29:02	1.43501	1.22	29.10.2007 04:07:11	1.44037	\$ 647.82
356	Buy	30.10.2007 14:39:00	1.44378	1.54	31.10.2007 08:15:07	1.44376	\$ -10.77
481	Buy	31.10.2007 18:44:02	1.4494	1.43	31.10.2007 19:22:03	1.44591	\$ -506.22
391	Buy	31.10.2007 18:42:00	1.44837	1.23	01.11.2007 08:02:01	1.44431	\$ -505.53
392	Buy	02.11.2007 12:41:01	1.45254	0.98	02.11.2007 12:53:01	1.44745	\$ -503.72
357	Buy	02.11.2007 12:41:01	1.45035	1.39	02.11.2007 13:02:05	1.44675	\$ -507.35
358	Buy	06.11.2007 07:53:01	1.45273	1.25	07.11.2007 02:28:02	1.46312	\$ 1292.51
482	Buy	07.11.2007 02:29:02	1.46474	2.12	07.11.2007 02:33:01	1.46238	\$ -510.92
320	Buy	07.11.2007 02:27:00	167.201	0.32	07.11.2007 10:02:00	166.293	\$ -290.56
321	Sell	07.11.2007 20:54:00	164.92999	0.29	08.11.2007 00:19:00	164.92999	\$ 0.0
393	Buy	06.11.2007 07:35:03	1.45175	1.17	12.11.2007 00:00:08	1.46544	\$ 1595.88
394	Sell	12.11.2007 14:27:02	1.45287	0.85	12.11.2007 14:30:00	1.45378	\$ -81.59
322	Sell	09.11.2007 10:36:00	163.92799	0.22	13.11.2007 03:00:00	160.31	\$ 795.96
483	Sell	16.11.2007 08:18:09	1.459	1.41	16.11.2007 12:39:02	1.46256	\$ -509.02
484	Buy	16.11.2007 13:03:01	1.46361	1.0	19.11.2007 02:30:03	1.46725	\$ 358.99
485	Buy	20.11.2007 07:32:01	1.47314	1.47	20.11.2007 08:34:00	1.47314	\$ -7.35
359	Buy	20.11.2007 07:32:01	1.47245	1.31	20.11.2007 21:15:03	1.48216	\$ 1265.45
323	Buy	20.11.2007 11:47:00	163.263	0.22	21.11.2007 08:05:00	161.381	\$ -414.04
324	Sell	21.11.2007 10:03:00	160.427	0.19	22.11.2007 03:54:00	162.073	\$ -312.74
486	Buy	23.11.2007 01:20:12	1.48905	1.96	23.11.2007 08:13:02	1.48905	\$ -9.8
360	Buy	23.11.2007 01:18:18	1.4873	1.29	23.11.2007 08:15:07	1.4873	\$ -6.45
325	Sell	23.11.2007 10:26:00	160.058	0.39	23.11.2007 12:20:00	160.058	\$ 0.0
395	Buy	20.11.2007 07:32:01	1.47248	1.1	26.11.2007 00:00:01	1.48342	\$ 1197.9
326	Sell	27.11.2007 00:54:00	159.455	0.24	27.11.2007 03:15:00	160.978	\$ -365.52
487	Buy	27.11.2007 13:18:03	1.48998	1.19	27.11.2007 15:26:00	1.48577	\$ -506.94
488	Sell	27.11.2007 16:19:00	1.48254	1.14	28.11.2007 05:45:02	1.48176	\$ 83.23
396	Sell	28.11.2007 12:42:00	1.47166	1.07	28.11.2007 13:30:03	1.47632	\$ -503.97
361	Sell	28.11.2007 07:35:01	1.47816	1.16	28.11.2007 18:43:05	1.47816	\$ -5.8
327	Buy	27.11.2007 03:41:00	161.69501	0.25	28.11.2007 20:00:00	163.39999	\$ 426.25
397	Sell	30.11.2007 18:59:04	1.46705	1.04	03.12.2007 00:00:00	1.466	\$ 104.0
362	Sell	30.11.2007 15:37:03	1.47078	1.15	03.12.2007 01:36:08	1.46585	\$ 561.2
489	Sell	30.11.2007 15:20:01	1.47195	1.25	03.12.2007 04:45:00	1.46612	\$ 722.51
490	Sell	04.12.2007 08:20:00	1.46435	1.53	04.12.2007 10:51:02	1.46762	\$ -507.96
491	Buy	04.12.2007 11:10:05	1.47038	1.72	05.12.2007 00:30:21	1.47491	\$ 770.57
398	Buy	04.12.2007 11:13:06	1.47235	1.15	05.12.2007 07:17:06	1.47235	\$ -5.75
363	Sell	05.12.2007 19:18:14	1.4618	1.29	06.12.2007 12:09:01	1.4527	\$ 1167.44
399	Buy	10.12.2007 11:25:01	1.46833	1.16	10.12.2007 11:30:01	1.46793	\$ -52.21
328	Buy	06.12.2007 19:45:00	163.069	0.28	10.12.2007 12:00:00	164.125	\$ 295.68
400	Sell	11.12.2007 11:19:03	1.46595	1.23	11.12.2007 14:33:05	1.47	\$ -504.3
492	Sell	11.12.2007 11:15:01	1.46632	1.35	11.12.2007 14:33:05	1.47002	\$ -506.25

329	Sell	11.12.2007 20:18:00	162.341	0.36	12.12.2007 07:10:00	163.297	\$ -344.16
493	Buy	12.12.2007 14:04:03	1.47483	1.16	12.12.2007 14:12:01	1.47051	\$ -506.92
494	Sell	13.12.2007 15:38:01	1.45865	1.16	13.12.2007 20:35:00	1.46296	\$ -505.76
364	Sell	13.12.2007 15:37:06	1.45946	1.29	13.12.2007 21:29:01	1.46333	\$ -505.68
330	Buy	12.12.2007 14:04:00	164.992	0.31	14.12.2007 07:00:00	164.515	\$ -147.87
401	Sell	13.12.2007 15:27:00	1.46254	0.96	17.12.2007 00:00:00	1.44159	\$ 2006.41
402	Sell	17.12.2007 10:00:01	1.4344	0.86	17.12.2007 10:15:00	1.43346	\$ 76.54
365	Sell	19.12.2007 16:36:00	1.43273	1.14	19.12.2007 19:13:07	1.43711	\$ -505.02
495	Sell	19.12.2007 16:32:01	1.43483	1.32	19.12.2007 19:26:05	1.43861	\$ -505.56
331	Sell	19.12.2007 09:35:00	162.33501	0.44	21.12.2007 00:25:00	162.33501	\$ 0.0
496	Buy	25.12.2007 08:55:02	1.44134	2.14	25.12.2007 09:04:00	1.439	\$ -511.45
497	Buy	25.12.2007 20:20:01	1.44059	2.5	26.12.2007 09:45:03	1.44192	\$ 320.0
366	Buy	26.12.2007 07:46:02	1.44205	1.75	26.12.2007 14:45:00	1.44859	\$ 1135.76
332	Buy	21.12.2007 14:39:00	163.629	0.4	26.12.2007 18:00:02	165.59	\$ 784.4
498	Buy	27.12.2007 13:38:00	1.45508	1.54	28.12.2007 03:00:02	1.46048	\$ 823.89
403	Buy	26.12.2007 10:36:02	1.44361	1.53	31.12.2007 00:00:04	1.47344	\$ 4556.36
404	Sell	31.12.2007 15:47:03	1.46288	1.24	31.12.2007 16:00:01	1.46178	\$ 130.21
499	Sell	31.12.2007 15:06:01	1.46593	1.39	01.01.2008 04:30:08	1.45976	\$ 850.68
500	Buy	01.01.2008 17:47:03	1.46052	2.5	01.01.2008 18:52:01	1.45852	\$ -512.49
501	Sell	01.01.2008 19:01:02	1.45784	2.12	01.01.2008 21:04:06	1.46019	\$ -508.82
502	Buy	01.01.2008 22:54:07	1.46071	1.71	02.01.2008 12:15:00	1.46957	\$ 1506.51
367	Buy	02.01.2008 16:22:03	1.47491	1.48	02.01.2008 17:29:03	1.47152	\$ -509.13
333	Sell	31.12.2007 14:15:00	164.437	0.29	03.01.2008 11:00:00	160.105	\$ 1256.28
503	Buy	04.01.2008 13:30:04	1.47608	1.35	04.01.2008 15:01:02	1.47608	\$ -6.75
368	Buy	04.01.2008 13:30:04	1.47807	1.32	04.01.2008 15:11:00	1.47428	\$ -506.88
405	Buy	02.01.2008 07:09:03	1.46693	1.49	07.01.2008 00:00:01	1.47483	\$ 1169.65
504	Buy	09.01.2008 07:30:08	1.47417	1.99	09.01.2008 08:01:03	1.47165	\$ -511.42
505	Sell	09.01.2008 13:09:02	1.46674	1.42	10.01.2008 02:30:05	1.46599	\$ 99.41
406	Sell	09.01.2008 13:09:02	1.46731	1.19	10.01.2008 08:22:02	1.46731	\$ -5.95
369	Sell	09.01.2008 15:43:03	1.46557	1.3	10.01.2008 09:51:03	1.46943	\$ -508.3
506	Sell	10.01.2008 12:54:00	1.46479	1.48	10.01.2008 14:04:02	1.46817	\$ -507.65
334	Buy	09.01.2008 06:15:00	161.51401	0.25	10.01.2008 23:00:00	162.05499	\$ 135.25
507	Buy	10.01.2008 14:24:03	1.46924	1.18	11.01.2008 03:45:05	1.47965	\$ 1222.49
407	Buy	10.01.2008 14:46:06	1.47445	1.39	14.01.2008 00:00:00	1.48035	\$ 813.15
408	Buy	14.01.2008 07:16:01	1.48801	0.98	14.01.2008 07:30:06	1.48705	\$ -98.98
370	Buy	14.01.2008 06:06:02	1.48241	1.49	14.01.2008 10:09:09	1.49071	\$ 1229.26
508	Buy	14.01.2008 06:09:00	1.48516	1.94	14.01.2008 19:30:02	1.48706	\$ 358.89
509	Sell	15.01.2008 08:07:02	1.48449	1.59	15.01.2008 11:24:04	1.48763	\$ -507.21
335	Sell	14.01.2008 12:03:00	160.00999	0.26	15.01.2008 11:26:00	160.00999	\$ 0.0
409	Sell	15.01.2008 09:10:00	1.4835	1.15	15.01.2008 11:30:03	1.48786	\$ -507.15
410	Buy	15.01.2008 14:15:02	1.49154	1.13	15.01.2008 15:41:04	1.48713	\$ -503.97
510	Buy	15.01.2008 13:30:04	1.49015	1.18	15.01.2008 15:48:00	1.48593	\$ -503.86
411	Sell	15.01.2008 22:07:04	1.4784	1.1	16.01.2008 02:18:00	1.48295	\$ -506.0
511	Sell	15.01.2008 16:25:00	1.48484	1.06	16.01.2008 03:30:02	1.48484	\$ -5.3
371	Sell	16.01.2008 16:11:01	1.46387	1.21	16.01.2008 18:42:04	1.468	\$ -505.78
512	Sell	16.01.2008 15:48:01	1.47275	0.96	17.01.2008 05:15:03	1.46575	\$ 667.2
412	Sell	16.01.2008 16:11:01	1.46414	0.84	17.01.2008 12:31:00	1.47011	\$ -505.68
336	Sell	17.01.2008 21:21:00	156.26401	0.2	18.01.2008 12:55:01	157.55499	\$ -258.2
413	Sell	21.01.2008 03:53:02	1.4541	0.85	21.01.2008 04:00:01	1.45332	\$ 62.06
372	Sell	20.01.2008 23:22:04	1.45863	0.91	21.01.2008 16:22:03	1.44394	\$ 1332.23
337	Sell	21.01.2008 00:22:00	155.687	0.2	22.01.2008 08:57:00	153.851	\$ 367.2

414	Buy	22.01.2008 13:20:02	1.45483	0.83	23.01.2008 11:17:01	1.45483	\$ -4.15
415	Buy	24.01.2008 18:49:02	1.47683	0.79	25.01.2008 10:41:01	1.47053	\$ -501.65
373	Buy	24.01.2008 14:07:04	1.47033	0.83	25.01.2008 10:43:01	1.47033	\$ -4.15
338	Buy	24.01.2008 15:03:00	157.155	0.17	25.01.2008 17:31:00	157.155	\$ 0.0
416	Buy	28.01.2008 13:03:00	1.47403	0.91	28.01.2008 13:15:02	1.47551	\$ 130.13
374	Buy	28.01.2008 14:54:00	1.47779	1.01	29.01.2008 02:00:02	1.47622	\$ -163.62
513	Buy	30.01.2008 10:11:01	1.48005	1.84	30.01.2008 13:17:00	1.47733	\$ -509.68
339	Buy	30.01.2008 13:15:00	158.532	0.35	30.01.2008 20:45:00	158.532	\$ 0.0
514	Buy	30.01.2008 19:15:06	1.48381	1.31	30.01.2008 23:24:05	1.48381	\$ -6.55
417	Buy	30.01.2008 10:11:01	1.48026	1.2	31.01.2008 15:59:02	1.48026	\$ -6.0
515	Buy	01.02.2008 13:30:03	1.49422	1.28	01.02.2008 13:37:01	1.49032	\$ -505.61
375	Buy	01.02.2008 13:30:03	1.49137	1.18	01.02.2008 14:17:05	1.48712	\$ -507.39
418	Buy	01.02.2008 13:30:03	1.49234	0.91	01.02.2008 14:17:05	1.48682	\$ -506.87
419	Sell	01.02.2008 15:02:01	1.48032	1.0	01.02.2008 16:26:03	1.48532	\$ -505.0
516	Sell	01.02.2008 15:01:01	1.48225	0.91	04.02.2008 04:07:00	1.48225	\$ -4.55
340	Sell	31.01.2008 14:20:00	157.11301	0.21	04.02.2008 07:00:01	158.32001	\$ -253.47
376	Sell	05.02.2008 09:04:01	1.47508	1.05	05.02.2008 14:38:03	1.46437	\$ 1119.3
517	Sell	05.02.2008 08:28:02	1.478	1.98	05.02.2008 21:45:05	1.46451	\$ 2661.14
341	Sell	05.02.2008 13:55:00	157.162	0.42	07.02.2008 06:00:02	155.72501	\$ 603.54
518	Sell	07.02.2008 12:23:04	1.45909	1.26	08.02.2008 01:45:00	1.44886	\$ 1282.69
420	Sell	05.02.2008 09:00:01	1.47605	1.17	11.02.2008 00:00:04	1.45243	\$ 2757.69
519	Buy	08.02.2008 18:15:03	1.45338	1.13	11.02.2008 07:45:08	1.45555	\$ 239.56
342	Buy	12.02.2008 13:20:01	156.299	0.38	13.02.2008 01:05:00	156.299	\$ 0.0
520	Buy	12.02.2008 12:39:03	1.45546	1.29	13.02.2008 02:00:11	1.4566	\$ 140.61
421	Buy	12.02.2008 14:27:00	1.45878	1.05	13.02.2008 07:48:06	1.45403	\$ -504.0
521	Sell	13.02.2008 14:26:00	1.45439	1.21	13.02.2008 18:19:02	1.45852	\$ -505.78
522	Buy	14.02.2008 07:57:03	1.46106	1.95	14.02.2008 14:04:01	1.45849	\$ -510.91
377	Buy	14.02.2008 07:57:03	1.46141	1.3	14.02.2008 14:14:00	1.45755	\$ -508.3
422	Sell	18.02.2008 08:51:00	1.46301	1.06	18.02.2008 09:00:06	1.46404	\$ -114.48
523	Sell	18.02.2008 08:30:03	1.46491	1.95	18.02.2008 14:59:04	1.46491	\$ -9.75
343	Buy	19.02.2008 08:23:01	158.884	0.33	20.02.2008 04:05:00	158.884	\$ 0.0
378	Buy	19.02.2008 06:05:02	1.47084	1.46	20.02.2008 06:00:01	1.47124	\$ 51.11
423	Buy	19.02.2008 07:37:02	1.4723	1.18	20.02.2008 11:45:01	1.46807	\$ -505.04
524	Sell	20.02.2008 11:54:01	1.46697	1.26	20.02.2008 17:05:02	1.46697	\$ -6.3
379	Buy	21.02.2008 09:27:02	1.4756	1.35	21.02.2008 11:00:05	1.4738	\$ -249.76
344	Buy	20.02.2008 19:49:00	159.278	0.24	22.02.2008 12:00:00	158.705	\$ -137.52
380	Buy	21.02.2008 15:40:01	1.47591	1.29	22.02.2008 15:12:01	1.48095	\$ 643.72
424	Buy	21.02.2008 16:45:02	1.48151	0.98	25.02.2008 00:00:02	1.48313	\$ 153.85
525	Sell	26.02.2008 07:56:01	1.47833	1.97	26.02.2008 09:00:06	1.48087	\$ -510.23
381	Buy	26.02.2008 09:36:02	1.48614	1.35	26.02.2008 19:34:10	1.49522	\$ 1219.04
526	Buy	26.02.2008 09:23:01	1.48511	2.05	26.02.2008 22:45:30	1.50108	\$ 3263.6
345	Buy	25.02.2008 09:32:00	159.58299	0.28	27.02.2008 02:00:00	160.7	\$ 312.76
527	Buy	28.02.2008 16:00:01	1.51827	1.07	28.02.2008 22:33:15	1.51827	\$ -5.35
425	Buy	26.02.2008 12:02:06	1.48843	1.14	03.03.2008 00:00:05	1.51987	\$ 3578.46
528	Sell	03.03.2008 08:30:02	1.51676	1.3	03.03.2008 12:53:02	1.52059	\$ -504.39
529	Buy	03.03.2008 14:36:06	1.5263	1.15	03.03.2008 15:11:00	1.52196	\$ -504.84
346	Sell	28.02.2008 23:40:00	159.619	0.41	03.03.2008 15:14:00	157.618	\$ 820.41
382	Buy	03.03.2008 14:25:04	1.52383	0.99	03.03.2008 15:34:03	1.51987	\$ -396.99
530	Sell	03.03.2008 16:21:01	1.5169	0.82	04.03.2008 05:45:03	1.51853	\$ -137.77
426	Buy	04.03.2008 15:12:01	1.52458	0.9	04.03.2008 16:37:01	1.51903	\$ -504.0
383	Buy	05.03.2008 16:03:07	1.52734	1.11	06.03.2008 01:14:13	1.52764	\$ 27.74

427	Buy	05.03.2008 16:21:00	1.53014	0.96	10.03.2008 00:00:06	1.5392	\$ 864.95
531	Sell	07.03.2008 14:37:04	1.53512	0.9	10.03.2008 03:00:11	1.53832	\$ -292.49
384	Buy	11.03.2008 10:21:01	1.54591	1.1	11.03.2008 12:38:00	1.54135	\$ -507.1
532	Buy	11.03.2008 09:12:01	1.53936	1.53	11.03.2008 12:40:01	1.53936	\$ -7.65
428	Buy	11.03.2008 10:00:01	1.54223	1.0	11.03.2008 12:46:01	1.53724	\$ -504.0
347	Buy	11.03.2008 12:31:00	158.584	0.3	12.03.2008 21:45:00	157.431	\$ -345.9
385	Buy	12.03.2008 13:51:04	1.54948	1.01	13.03.2008 07:00:02	1.55392	\$ 443.4
348	Sell	13.03.2008 06:26:00	155.582	0.23	13.03.2008 18:02:00	157.58501	\$ -460.69
386	Buy	14.03.2008 14:00:00	1.56506	0.81	14.03.2008 15:05:02	1.56194	\$ -256.78
349	Sell	14.03.2008 18:23:00	155.526	0.2	16.03.2008 23:14:00	155.526	\$ 0.0
429	Buy	12.03.2008 12:14:03	1.54868	0.82	17.03.2008 00:00:05	1.57478	\$ 2136.1
533	Buy	14.03.2008 13:59:03	1.56379	0.78	17.03.2008 03:15:15	1.5858	\$ 1712.89
534	Sell	18.03.2008 19:10:02	1.56826	0.81	19.03.2008 00:41:01	1.56826	\$ -4.05
430	Sell	18.03.2008 19:42:12	1.56618	0.79	19.03.2008 07:10:01	1.57253	\$ -505.6
387	Sell	20.03.2008 09:27:03	1.55294	0.68	21.03.2008 03:26:01	1.54324	\$ 656.2
350	Sell	20.03.2008 16:35:00	151.785	0.17	21.03.2008 07:59:00	154.08299	\$ -390.66
431	Sell	20.03.2008 12:20:05	1.54262	0.65	24.03.2008 00:00:02	1.54075	\$ 118.3
351	Buy	25.03.2008 08:27:00	156.536	0.37	26.03.2008 22:03:00	156.536	\$ 0.0
535	Buy	26.03.2008 09:32:03	1.57043	0.9	26.03.2008 23:00:02	1.58315	\$ 1140.3
388	Buy	26.03.2008 17:36:00	1.57852	1.06	27.03.2008 01:37:12	1.58185	\$ 347.68
352	Buy	27.03.2008 12:34:00	157.48199	0.25	28.03.2008 13:36:00	157.48199	\$ 0.0
536	Buy	28.03.2008 10:02:04	1.58119	0.95	28.03.2008 13:40:00	1.57593	\$ -504.45
432	Buy	25.03.2008 04:17:06	1.55726	0.91	31.03.2008 00:00:06	1.5796	\$ 2028.38
537	Sell	28.03.2008 14:03:03	1.57539	0.8	31.03.2008 03:30:16	1.57966	\$ -345.6
433	Buy	31.03.2008 14:15:01	1.58533	1.4	31.03.2008 14:30:06	1.58907	\$ 516.59
538	Buy	31.03.2008 14:15:01	1.58587	1.14	31.03.2008 14:52:02	1.58587	\$ -5.7
389	Buy	31.03.2008 14:15:01	1.58582	0.87	31.03.2008 15:34:02	1.58004	\$ -507.21
390	Sell	01.04.2008 14:36:06	1.55676	0.98	01.04.2008 15:20:02	1.56188	\$ -506.66
539	Sell	02.04.2008 12:31:10	1.55822	0.86	02.04.2008 13:33:00	1.56401	\$ -502.24
353	Buy	01.04.2008 14:26:00	158.35001	0.26	03.04.2008 07:00:00	160.995	\$ 687.7
391	Sell	03.04.2008 11:30:01	1.5531	1.03	03.04.2008 12:35:07	1.55795	\$ -504.7
434	Buy	04.04.2008 12:30:04	1.5747	0.8	04.04.2008 12:43:02	1.56844	\$ -504.8
354	Buy	04.04.2008 12:29:00	161.06799	0.26	04.04.2008 14:39:00	159.76801	\$ -338.0
435	Sell	07.04.2008 02:02:13	1.56527	0.83	07.04.2008 02:15:01	1.5659	\$ -56.44
540	Buy	08.04.2008 00:14:09	1.57684	1.77	08.04.2008 03:27:09	1.57684	\$ -8.85
436	Buy	08.04.2008 02:57:04	1.57977	0.92	08.04.2008 03:35:10	1.57435	\$ -503.24
355	Buy	07.04.2008 08:20:00	161.09399	0.24	08.04.2008 04:52:00	161.09399	\$ 0.0
392	Buy	08.04.2008 00:14:09	1.57726	0.89	08.04.2008 06:00:01	1.57415	\$ -281.24
393	Buy	09.04.2008 15:29:05	1.57983	1.03	10.04.2008 06:55:03	1.58155	\$ 172.01
437	Buy	09.04.2008 15:17:00	1.57858	0.97	10.04.2008 14:58:02	1.57858	\$ -4.85
356	Sell	10.04.2008 00:23:00	160.476	0.35	10.04.2008 16:36:00	160.437	\$ 13.65
438	Sell	14.04.2008 00:18:06	1.56745	0.8	14.04.2008 00:30:20	1.56794	\$ -43.2
394	Sell	14.04.2008 00:18:06	1.56718	0.98	14.04.2008 01:48:07	1.57097	\$ -376.32
541	Sell	13.04.2008 21:00:01	1.57189	1.17	14.04.2008 02:38:13	1.57189	\$ -5.85
357	Sell	14.04.2008 00:16:00	158.77499	0.23	14.04.2008 13:37:00	160.011	\$ -284.28
542	Sell	15.04.2008 12:40:01	1.57875	1.0	16.04.2008 02:00:04	1.57985	\$ -114.99
395	Buy	16.04.2008 09:34:05	1.59143	0.92	17.04.2008 00:36:09	1.59143	\$ -4.6
439	Buy	16.04.2008 09:00:04	1.58661	0.84	17.04.2008 11:46:02	1.58661	\$ -4.2
543	Sell	17.04.2008 11:02:01	1.59098	0.9	17.04.2008 12:53:04	1.59098	\$ -4.5
396	Sell	18.04.2008 12:38:02	1.57486	0.93	18.04.2008 18:34:01	1.58023	\$ -504.06
544	Sell	18.04.2008 09:44:00	1.58772	1.2	20.04.2008 23:00:04	1.57982	\$ 942.01

440	Sell	18.04.2008 11:56:02	1.57849	0.81	21.04.2008 00:00:00	1.58112	\$ -217.08
545	Buy	22.04.2008 08:17:05	1.5933	0.98	22.04.2008 21:45:04	1.59944	\$ 596.82
397	Buy	22.04.2008 14:25:01	1.59826	0.87	23.04.2008 05:28:01	1.5972	\$ -96.57
358	Buy	22.04.2008 14:00:00	164.86301	0.27	24.04.2008 07:00:01	164.46001	\$ -108.81
398	Sell	24.04.2008 12:43:02	1.57092	0.9	25.04.2008 08:02:01	1.55701	\$ 1247.39
441	Sell	23.04.2008 13:20:04	1.58947	0.84	28.04.2008 00:00:01	1.56183	\$ 2317.57
399	Sell	29.04.2008 08:04:03	1.55506	0.93	29.04.2008 14:22:01	1.56045	\$ -505.91
442	Sell	29.04.2008 08:04:03	1.55536	0.9	29.04.2008 14:28:00	1.56089	\$ -502.2
546	Sell	29.04.2008 07:05:04	1.55708	1.39	29.04.2008 14:28:00	1.56069	\$ -508.74
359	Sell	29.04.2008 06:38:00	162.659	0.33	30.04.2008 11:31:00	162.34801	\$ 102.63
547	Sell	30.04.2008 08:34:00	1.5545	1.26	30.04.2008 15:35:05	1.55848	\$ -507.79
548	Buy	30.04.2008 18:37:03	1.56172	1.03	01.05.2008 07:12:02	1.56172	\$ -5.15
360	Sell	01.05.2008 12:41:00	161.099	0.39	01.05.2008 16:33:00	161.099	\$ 0.0
400	Sell	01.05.2008 07:57:01	1.55161	1.06	02.05.2008 01:49:00	1.54765	\$ 414.46
549	Sell	02.05.2008 12:30:01	1.54257	1.0	02.05.2008 15:05:01	1.54257	\$ -5.0
443	Sell	02.05.2008 12:30:01	1.53958	0.9	05.05.2008 00:00:05	1.54347	\$ -354.59
361	Buy	05.05.2008 08:27:02	162.98599	0.4	06.05.2008 13:15:00	162.047	\$ -375.6
401	Sell	07.05.2008 23:34:15	1.53599	1.12	08.05.2008 06:42:02	1.53426	\$ 188.16
444	Sell	07.05.2008 13:03:00	1.53854	0.94	08.05.2008 12:58:03	1.53854	\$ -4.7
362	Sell	07.05.2008 15:35:00	161.992	0.47	09.05.2008 08:00:00	159.46001	\$ 1190.05
445	Sell	12.05.2008 06:10:01	1.53647	0.88	12.05.2008 06:15:02	1.53837	\$ -171.6
446	Sell	13.05.2008 12:42:00	1.54327	0.9	13.05.2008 14:55:00	1.54884	\$ -505.8
363	Buy	13.05.2008 16:26:00	162.254	0.36	15.05.2008 02:35:05	162.254	\$ 0.0
447	Buy	15.05.2008 06:23:04	1.55292	0.91	15.05.2008 11:34:04	1.54741	\$ -505.96
402	Buy	16.05.2008 15:12:01	1.55699	1.02	18.05.2008 22:30:02	1.55779	\$ 76.5
448	Buy	16.05.2008 15:17:00	1.55881	0.87	19.05.2008 00:00:00	1.55802	\$ -73.08
550	Buy	16.05.2008 14:12:00	1.55371	0.92	19.05.2008 03:30:02	1.55652	\$ 253.92
551	Sell	19.05.2008 14:15:01	1.55175	1.14	20.05.2008 03:45:05	1.55368	\$ -225.72
364	Buy	20.05.2008 09:29:00	162.53799	0.41	20.05.2008 12:39:00	162.53799	\$ 0.0
403	Buy	20.05.2008 09:27:00	1.56333	1.04	21.05.2008 06:35:07	1.56458	\$ 124.79
552	Buy	21.05.2008 08:39:02	1.57218	1.03	21.05.2008 22:00:05	1.57928	\$ 726.15
365	Buy	21.05.2008 09:29:00	163.033	0.34	23.05.2008 02:00:01	163.75	\$ 243.78
449	Buy	20.05.2008 09:28:01	1.56471	0.93	26.05.2008 00:00:06	1.57769	\$ 1202.49
404	Buy	27.05.2008 05:48:01	1.5813	1.19	27.05.2008 06:24:02	1.57781	\$ -421.26
553	Sell	27.05.2008 06:40:01	1.57454	1.4	27.05.2008 20:00:03	1.56935	\$ 719.6
366	Buy	27.05.2008 06:13:00	163.864	0.65	28.05.2008 01:27:00	163.147	\$ -466.05
367	Buy	28.05.2008 08:04:00	163.89301	0.53	28.05.2008 14:17:00	163.89301	\$ 0.0
405	Sell	28.05.2008 11:04:02	1.56635	1.32	29.05.2008 06:48:07	1.55679	\$ 1255.32
450	Sell	29.05.2008 06:48:07	1.55649	0.93	30.05.2008 15:48:02	1.55649	\$ -4.65
554	Buy	02.06.2008 16:38:00	1.55852	1.15	02.06.2008 18:06:00	1.55417	\$ -505.99
368	Sell	02.06.2008 07:42:00	163.078	0.44	03.06.2008 11:55:00	162.98199	\$ 42.24
451	Buy	03.06.2008 08:38:02	1.56167	0.99	03.06.2008 13:01:02	1.55661	\$ -505.89
406	Sell	03.06.2008 13:22:00	1.54594	1.18	04.06.2008 01:06:04	1.5448	\$ 128.62
555	Sell	03.06.2008 13:19:02	1.5492	1.01	04.06.2008 02:45:10	1.54489	\$ 430.27
556	Sell	04.06.2008 13:45:08	1.5429	0.89	05.06.2008 03:15:04	1.5402	\$ 235.85
369	Sell	04.06.2008 08:04:00	161.81799	0.38	05.06.2008 06:30:00	162.89799	\$ -410.4
452	Sell	03.06.2008 13:45:09	1.54333	0.98	05.06.2008 13:13:00	1.54846	\$ -507.65
557	Buy	05.06.2008 13:14:00	1.55027	1.17	06.06.2008 02:30:03	1.55925	\$ 1044.81
407	Buy	06.06.2008 12:30:00	1.56275	1.0	06.06.2008 18:27:01	1.57673	\$ 1393.0
370	Buy	05.06.2008 12:59:00	164.24699	0.37	08.06.2008 21:34:04	164.974	\$ 268.99
453	Buy	06.06.2008 12:30:00	1.56457	0.98	09.06.2008 00:00:00	1.57787	\$ 1298.51

558	Buy	06.06.2008 12:31:01	1.56634	1.3	09.06.2008 02:00:03	1.57921	\$ 1666.61
454	Sell	09.06.2008 14:00:02	1.56753	0.8	09.06.2008 14:15:00	1.56826	\$ -62.39
455	Buy	11.06.2008 14:38:03	1.55602	0.86	12.06.2008 01:26:00	1.55018	\$ -506.55
408	Sell	12.06.2008 06:30:02	1.54371	0.92	13.06.2008 05:22:00	1.54456	\$ -82.8
456	Sell	13.06.2008 10:35:03	1.53138	0.83	13.06.2008 15:21:02	1.53742	\$ -505.47
559	Sell	13.06.2008 09:41:02	1.53221	0.92	13.06.2008 15:21:02	1.53763	\$ -503.24
457	Buy	16.06.2008 13:17:01	1.55088	0.79	16.06.2008 13:30:01	1.55087	\$ -4.74
371	Buy	16.06.2008 08:29:00	166.983	0.39	18.06.2008 01:00:01	167.42999	\$ 174.33
560	Buy	18.06.2008 07:18:02	1.55283	1.42	18.06.2008 08:17:03	1.54931	\$ -506.94
409	Buy	18.06.2008 23:51:03	1.55514	1.05	19.06.2008 07:33:02	1.55447	\$ -75.61
372	Buy	18.06.2008 07:19:00	167.836	0.57	19.06.2008 07:54:00	167.108	\$ -414.96
410	Buy	20.06.2008 09:42:00	1.55863	1.21	22.06.2008 22:02:04	1.56153	\$ 344.85
458	Buy	20.06.2008 07:15:02	1.55453	0.94	23.06.2008 00:00:00	1.56006	\$ 515.12
373	Buy	20.06.2008 09:50:00	168.032	0.51	23.06.2008 06:58:00	167.22501	\$ -411.57
459	Sell	23.06.2008 07:59:02	1.55455	0.92	23.06.2008 08:00:04	1.55353	\$ 89.25
561	Buy	25.06.2008 08:52:00	1.55985	1.25	25.06.2008 14:59:02	1.55586	\$ -504.99
374	Buy	24.06.2008 06:44:00	168.12199	0.51	25.06.2008 23:00:07	168.94501	\$ 419.74
411	Buy	25.06.2008 18:28:23	1.5651	1.24	26.06.2008 05:44:08	1.56656	\$ 174.85
460	Buy	25.06.2008 18:45:00	1.56825	1.05	26.06.2008 07:06:00	1.56347	\$ -507.14
562	Buy	25.06.2008 18:13:07	1.56041	1.4	26.06.2008 07:30:08	1.56513	\$ 653.8
375	Sell	27.06.2008 08:01:01	167.384	0.38	01.07.2008 01:00:01	167.27499	\$ 41.42
461	Buy	01.07.2008 10:27:01	1.58062	0.93	01.07.2008 14:00:02	1.57524	\$ -504.99
563	Buy	01.07.2008 16:23:00	1.58215	0.97	02.07.2008 05:45:02	1.58178	\$ -40.74
412	Buy	02.07.2008 06:53:03	1.58359	1.14	02.07.2008 09:02:02	1.57921	\$ -505.02
564	Buy	02.07.2008 12:17:03	1.58339	0.99	03.07.2008 01:45:02	1.58675	\$ 327.69
413	Buy	02.07.2008 12:41:00	1.58474	1.12	03.07.2008 07:08:00	1.58757	\$ 311.35
376	Buy	02.07.2008 11:25:01	168.59801	0.29	03.07.2008 12:10:00	168.59801	\$ 0.0
565	Sell	03.07.2008 12:51:01	1.57779	1.45	03.07.2008 14:04:00	1.57779	\$ -7.25
414	Sell	03.07.2008 14:30:00	1.5721	1.11	04.07.2008 12:25:01	1.56823	\$ 424.02
462	Sell	03.07.2008 12:35:00	1.58231	1.05	07.07.2008 00:00:04	1.56932	\$ 1358.7
377	Buy	09.07.2008 06:11:00	168.62399	0.41	09.07.2008 23:40:07	167.968	\$ -268.96
566	Buy	10.07.2008 14:14:01	1.57548	1.22	11.07.2008 03:30:17	1.57863	\$ 378.2
415	Buy	10.07.2008 14:16:01	1.57611	1.12	11.07.2008 11:26:00	1.5791	\$ 329.28
378	Buy	10.07.2008 14:49:00	168.894	0.45	11.07.2008 11:42:00	168.894	\$ 0.0
463	Buy	11.07.2008 12:06:02	1.58316	0.98	14.07.2008 00:00:00	1.59008	\$ 673.26
379	Buy	11.07.2008 19:00:00	169.364	0.38	15.07.2008 06:51:00	168.453	\$ -346.18
567	Sell	16.07.2008 14:58:00	1.58187	0.9	17.07.2008 04:15:10	1.5852	\$ -304.2
464	Sell	16.07.2008 14:58:00	1.5819	0.8	17.07.2008 09:31:01	1.58811	\$ -500.8
568	Sell	17.07.2008 18:29:09	1.57833	1.0	17.07.2008 19:26:03	1.58333	\$ -505.0
416	Sell	17.07.2008 18:23:04	1.57985	0.99	17.07.2008 20:10:02	1.58491	\$ -505.9
417	Sell	22.07.2008 15:35:05	1.57815	1.17	23.07.2008 18:07:02	1.56779	\$ 1206.27
380	Buy	23.07.2008 06:48:00	169.91499	0.5	24.07.2008 06:53:12	168.97301	\$ -470.99
381	Sell	24.07.2008 08:00:00	168.756	0.51	25.07.2008 10:08:00	168.67999	\$ 38.76
465	Sell	22.07.2008 13:03:00	1.58646	1.08	28.07.2008 00:00:03	1.56924	\$ 1854.36
418	Sell	29.07.2008 14:08:00	1.56253	1.24	30.07.2008 01:44:03	1.55877	\$ 460.05
569	Sell	29.07.2008 14:08:00	1.56259	1.32	30.07.2008 03:30:14	1.55894	\$ 475.21
570	Buy	31.07.2008 12:39:00	1.56789	1.39	31.07.2008 13:34:05	1.5643	\$ -505.97
419	Sell	01.08.2008 12:36:03	1.55183	1.22	01.08.2008 13:18:04	1.55592	\$ -505.07
466	Sell	29.07.2008 11:19:01	1.571	1.14	04.08.2008 00:00:00	1.55677	\$ 1616.52
382	Sell	31.07.2008 23:56:04	167.946	0.44	04.08.2008 03:46:00	167.946	\$ 0.0
467	Buy	04.08.2008 14:21:04	1.56307	1.07	04.08.2008 14:30:01	1.56178	\$ -143.39

571	Buy	04.08.2008 14:15:01	1.56136	1.22	04.08.2008 15:39:00	1.55725	\$ -507.52
383	Sell	05.08.2008 10:14:05	166.98	0.58	06.08.2008 03:40:00	167.841	\$ -499.6
420	Sell	05.08.2008 07:13:00	1.55142	1.21	06.08.2008 06:46:00	1.55142	\$ -6.05
384	Buy	06.08.2008 16:32:02	168.785	0.46	06.08.2008 22:13:00	168.785	\$ 0.0
421	Sell	06.08.2008 13:03:00	1.54442	1.27	07.08.2008 06:16:02	1.5465	\$ -270.51
422	Sell	07.08.2008 13:02:01	1.53956	1.27	08.08.2008 00:05:01	1.52929	\$ 1297.94
385	Sell	08.08.2008 00:19:00	166.84399	0.4	11.08.2008 08:14:00	165.32201	\$ 608.8
572	Sell	13.08.2008 10:21:08	1.48643	0.85	13.08.2008 12:32:01	1.4923	\$ -503.2
573	Sell	14.08.2008 16:33:01	1.47868	0.91	14.08.2008 23:38:17	1.47868	\$ -4.55
423	Sell	14.08.2008 16:31:02	1.48112	0.9	15.08.2008 01:31:10	1.47727	\$ 342.0
424	Sell	19.08.2008 05:55:08	1.46554	1.03	19.08.2008 09:00:01	1.4694	\$ -402.73
386	Sell	18.08.2008 14:27:00	161.811	0.4	19.08.2008 16:00:00	161.811	\$ 0.0
468	Buy	19.08.2008 16:12:03	1.47712	0.89	20.08.2008 09:23:00	1.47149	\$ -505.52
387	Sell	21.08.2008 08:32:00	160.856	0.4	21.08.2008 13:30:00	160.856	\$ 0.0
425	Buy	21.08.2008 14:05:00	1.48625	1.02	22.08.2008 09:00:00	1.48357	\$ -278.47
388	Buy	22.08.2008 11:39:00	162.595	0.29	22.08.2008 15:28:02	162.595	\$ 0.0
469	Sell	22.08.2008 11:47:02	1.48058	0.91	25.08.2008 00:00:00	1.47825	\$ 207.49
426	Sell	26.08.2008 06:38:00	1.46669	1.03	26.08.2008 13:40:00	1.46669	\$ -5.15
389	Sell	26.08.2008 09:08:00	160.175	0.39	26.08.2008 15:28:00	161.20599	\$ -402.09
470	Sell	26.08.2008 08:02:02	1.46481	1.0	27.08.2008 00:22:02	1.46981	\$ -505.0
390	Sell	29.08.2008 11:01:00	159.925	0.32	02.09.2008 04:00:30	157.855	\$ 662.4
427	Sell	01.09.2008 22:28:21	1.45655	0.86	02.09.2008 04:38:04	1.45808	\$ -135.88
391	Sell	03.09.2008 07:40:00	156.987	0.26	03.09.2008 13:09:00	156.987	\$ 0.0
471	Sell	02.09.2008 08:17:01	1.4489	0.9	04.09.2008 07:35:00	1.45448	\$ -506.71
428	Sell	04.09.2008 14:45:01	1.43811	0.91	04.09.2008 21:18:00	1.42262	\$ 1405.03
392	Sell	04.09.2008 13:59:00	156.248	0.29	05.09.2008 20:50:00	153.43401	\$ 816.06
472	Sell	04.09.2008 14:29:00	1.4405	0.74	08.09.2008 00:00:00	1.43525	\$ 384.81
574	Buy	07.09.2008 21:05:05	1.4358	0.55	08.09.2008 06:11:01	1.4358	\$ -2.75
429	Sell	08.09.2008 09:44:00	1.41957	0.71	09.09.2008 06:48:01	1.41335	\$ 438.07
430	Sell	10.09.2008 14:55:00	1.40435	0.6	11.09.2008 10:12:06	1.39351	\$ 647.4
393	Sell	09.09.2008 22:04:00	150.55299	0.17	11.09.2008 15:00:00	148.30499	\$ 382.16
575	Buy	11.09.2008 21:13:14	1.40327	0.87	12.09.2008 01:01:01	1.39753	\$ -503.73
473	Sell	10.09.2008 21:23:04	1.39646	0.6	12.09.2008 07:28:00	1.40479	\$ -502.8
576	Buy	12.09.2008 07:28:00	1.40738	1.17	12.09.2008 11:34:03	1.40738	\$ -5.85
394	Buy	12.09.2008 18:59:01	153.245	0.17	14.09.2008 21:40:14	151.32899	\$ -325.72
431	Buy	15.09.2008 03:08:16	1.44241	0.71	15.09.2008 04:44:03	1.4354	\$ -501.26
395	Sell	16.09.2008 11:21:00	147.49699	0.17	16.09.2008 18:50:00	149.927	\$ -413.1
577	Buy	17.09.2008 17:41:00	1.42826	0.51	18.09.2008 07:00:01	1.43357	\$ 268.26
474	Buy	17.09.2008 18:57:00	1.43834	0.5	18.09.2008 07:10:00	1.42834	\$ -502.5
432	Buy	18.09.2008 10:04:00	1.44821	0.5	18.09.2008 13:49:00	1.43825	\$ -500.5
433	Buy	22.09.2008 03:13:10	1.45404	0.55	22.09.2008 04:56:01	1.44877	\$ -292.6
475	Buy	22.09.2008 19:29:00	1.48399	0.51	22.09.2008 19:30:01	1.48401	\$ -1.53
396	Sell	26.09.2008 07:10:00	154.44099	0.22	26.09.2008 13:49:00	154.44099	\$ 0.0
476	Sell	29.09.2008 05:18:01	1.44555	0.66	29.09.2008 05:30:00	1.44545	\$ 3.3
434	Sell	29.09.2008 05:17:01	1.44621	0.66	29.09.2008 14:19:00	1.44621	\$ -3.3
397	Sell	29.09.2008 06:27:00	153.47	0.2	30.09.2008 23:00:01	149.565	\$ 781.0
398	Sell	01.10.2008 13:21:00	148.51601	0.21	01.10.2008 15:20:00	148.51601	\$ 0.0
578	Sell	01.10.2008 12:29:00	1.40067	0.74	01.10.2008 17:48:02	1.40739	\$ -500.98
579	Sell	03.10.2008 12:57:00	1.37648	0.87	03.10.2008 14:55:00	1.3822	\$ -501.99
477	Sell	30.09.2008 14:34:00	1.41368	0.51	06.10.2008 00:00:01	1.36505	\$ 2477.58
580	Sell	05.10.2008 21:00:01	1.36986	0.55	06.10.2008 10:30:00	1.3597	\$ 556.05

399	Sell	05.10.2008 21:10:00	143.959	0.17	07.10.2008 03:44:00	139.261	\$ 798.66
400	Sell	08.10.2008 09:35:00	134.989	0.17	08.10.2008 11:08:00	137.989	\$ -510.0
401	Sell	09.10.2008 23:45:00	134.12801	0.17	10.10.2008 19:13:00	134.12801	\$ 0.0
435	Sell	10.10.2008 17:19:28	1.3443	0.55	10.10.2008 19:37:05	1.3443	\$ -2.75
478	Sell	10.10.2008 17:40:01	1.33808	0.57	12.10.2008 21:00:02	1.34692	\$ -506.73
402	Buy	13.10.2008 23:48:02	139.72	0.17	14.10.2008 14:10:00	139.72	\$ 0.0
436	Sell	20.10.2008 13:32:01	1.33467	0.66	21.10.2008 02:39:00	1.3338	\$ 54.12
403	Sell	21.10.2008 11:30:00	133.33	0.17	23.10.2008 04:00:00	123.6	\$ 1654.1
437	Sell	24.10.2008 06:54:01	1.27257	0.56	24.10.2008 13:58:00	1.27257	\$ -2.8
404	Sell	24.10.2008 02:34:00	123.065	0.17	24.10.2008 16:13:00	120.081	\$ 507.28
479	Sell	21.10.2008 08:28:00	1.32334	0.8	27.10.2008 00:00:07	1.26234	\$ 4876.01
480	Buy	28.10.2008 22:54:00	1.27944	0.44	29.10.2008 04:08:06	1.26816	\$ -498.52
438	Buy	30.10.2008 00:21:01	1.30016	0.42	30.10.2008 13:29:01	1.30016	\$ -2.1
405	Buy	04.11.2008 15:32:00	128.457	0.17	05.11.2008 01:22:00	128.457	\$ 0.0
406	Sell	06.11.2008 23:25:01	123.377	0.17	07.11.2008 15:23:00	126.064	\$ -456.79
581	Sell	11.11.2008 15:59:00	1.25405	0.79	12.11.2008 00:10:01	1.25405	\$ -3.95
439	Sell	11.11.2008 14:58:00	1.2652	0.54	13.11.2008 07:29:00	1.24225	\$ 1236.6
407	Sell	11.11.2008 15:48:00	122.42	0.17	13.11.2008 08:00:00	118.675	\$ 636.65
481	Sell	11.11.2008 15:57:00	1.25631	0.62	13.11.2008 12:26:00	1.25631	\$ -3.1
482	Buy	13.11.2008 20:54:03	1.27981	0.5	14.11.2008 08:01:07	1.26977	\$ -504.5
582	Buy	13.11.2008 19:37:00	1.26334	0.5	14.11.2008 09:00:00	1.26925	\$ 293.0
408	Buy	13.11.2008 20:56:00	125.526	0.17	14.11.2008 12:18:00	122.526	\$ -510.0
583	Sell	14.11.2008 21:20:01	1.26291	0.54	17.11.2008 08:15:00	1.26291	\$ -2.7
584	Buy	19.11.2008 14:11:00	1.27049	1.27	19.11.2008 15:36:00	1.27049	\$ -6.35
483	Buy	19.11.2008 14:13:00	1.27228	0.75	19.11.2008 15:59:00	1.26558	\$ -506.24
409	Buy	19.11.2008 14:37:00	123.891	0.24	19.11.2008 16:25:00	121.777	\$ -507.33
410	Sell	19.11.2008 20:45:00	120.16	0.17	20.11.2008 12:02:00	120.16	\$ 0.0
484	Sell	19.11.2008 17:29:00	1.2552	0.83	20.11.2008 12:02:00	1.2552	\$ -4.15
440	Sell	20.11.2008 20:53:00	1.2472	0.69	21.11.2008 04:23:00	1.2503	\$ -217.35
485	Buy	24.11.2008 20:13:01	1.291	0.53	24.11.2008 20:15:00	1.29	\$ -55.65
411	Buy	24.11.2008 16:53:00	124.309	0.17	25.11.2008 01:08:02	124.309	\$ 0.0
441	Buy	24.11.2008 14:13:00	1.2814	0.64	25.11.2008 12:47:00	1.2814	\$ -3.2
585	Buy	25.11.2008 13:44:00	1.29888	0.75	25.11.2008 15:42:00	1.29888	\$ -3.75
586	Sell	28.11.2008 09:17:00	1.28764	1.25	28.11.2008 10:46:00	1.28764	\$ -6.25
412	Sell	28.11.2008 11:56:00	121.915	0.37	28.11.2008 13:43:00	121.915	\$ 0.0
486	Sell	28.11.2008 11:56:00	1.28009	0.98	01.12.2008 00:00:02	1.26685	\$ 1292.62
442	Sell	02.12.2008 08:17:02	1.2567	0.7	02.12.2008 09:06:00	1.2596	\$ -206.5
487	Buy	02.12.2008 15:01:00	1.27469	0.65	02.12.2008 19:20:00	1.26694	\$ -507.0
587	Buy	02.12.2008 10:20:00	1.26672	0.9	02.12.2008 19:20:00	1.26672	\$ -4.5
443	Sell	04.12.2008 09:01:00	1.2562	0.75	04.12.2008 11:34:01	1.26286	\$ -503.25
413	Sell	04.12.2008 09:02:00	116.538	0.17	04.12.2008 16:23:00	118.838	\$ -391.0
444	Buy	04.12.2008 16:21:00	1.2792	0.73	05.12.2008 07:14:02	1.27725	\$ -145.99
488	Sell	05.12.2008 13:15:00	1.26649	0.68	05.12.2008 13:33:00	1.27388	\$ -505.92
414	Sell	05.12.2008 13:30:00	116.317	0.23	05.12.2008 19:43:00	118.331	\$ -463.22
445	Buy	08.12.2008 07:14:00	1.28475	0.73	09.12.2008 02:00:00	1.2865	\$ 124.1
415	Buy	08.12.2008 07:48:02	119.294	0.17	09.12.2008 03:38:00	119.294	\$ 0.0
446	Buy	09.12.2008 17:12:00	1.29675	0.73	09.12.2008 19:00:01	1.293	\$ -277.4
489	Buy	10.12.2008 18:16:00	1.30592	0.79	10.12.2008 19:30:00	1.29957	\$ -505.6
490	Buy	11.12.2008 17:53:00	1.33837	0.68	11.12.2008 19:58:00	1.33107	\$ -499.8
416	Buy	10.12.2008 15:20:00	120.985	0.19	12.12.2008 04:08:00	120.985	\$ 0.0
417	Buy	15.12.2008 00:31:00	122.734	0.17	16.12.2008 10:58:01	122.734	\$ 0.0



418	Buy	16.12.2008 19:23:00	124.597	0.22	17.12.2008 07:13:00	124.597	\$ 0.0
491	Buy	16.12.2008 19:23:00	1.38489	0.72	19.12.2008 16:35:00	1.38489	\$ -3.6
492	Buy	29.12.2008 01:56:00	1.4169	1.07	29.12.2008 02:00:00	1.41655	\$ -42.8
447	Buy	29.12.2008 00:20:03	1.41155	1.32	29.12.2008 07:04:06	1.42124	\$ 1272.47
448	Sell	31.12.2008 13:15:00	1.39165	0.65	31.12.2008 15:05:00	1.39937	\$ -505.05
493	Sell	31.12.2008 13:07:10	1.39386	0.69	01.01.2009 10:25:00	1.40109	\$ -502.32
449	Sell	02.01.2009 05:31:14	1.38505	0.67	02.01.2009 08:14:02	1.39247	\$ -500.49
494	Sell	05.01.2009 08:43:00	1.36765	0.59	05.01.2009 08:45:00	1.37055	\$ -174.04
450	Sell	05.01.2009 08:18:00	1.38385	0.74	05.01.2009 08:49:01	1.36755	\$ 1202.5
588	Sell	05.01.2009 08:19:00	1.38126	0.87	05.01.2009 21:45:09	1.36145	\$ 1719.13
419	Sell	06.01.2009 12:26:01	125.343	0.19	07.01.2009 13:54:00	127.438	\$ -398.05
420	Sell	08.01.2009 07:35:00	125.167	0.17	08.01.2009 09:46:02	125.167	\$ 0.0
589	Buy	08.01.2009 13:54:00	1.3746	0.61	09.01.2009 00:47:02	1.36635	\$ -506.3
495	Sell	09.01.2009 14:27:00	1.35455	0.64	12.01.2009 00:00:00	1.34175	\$ 816.01
590	Sell	09.01.2009 14:01:00	1.35893	0.61	12.01.2009 03:30:00	1.34025	\$ 1136.43
451	Sell	12.01.2009 15:11:00	1.3313	0.57	12.01.2009 17:50:00	1.34012	\$ -505.59
452	Sell	14.01.2009 13:37:00	1.31402	0.64	14.01.2009 23:52:00	1.31995	\$ -382.72
496	Sell	15.01.2009 13:11:00	1.30755	0.58	15.01.2009 13:44:00	1.3162	\$ -504.6
591	Sell	15.01.2009 12:52:00	1.31135	0.72	15.01.2009 13:57:00	1.31833	\$ -506.16
592	Buy	15.01.2009 14:05:00	1.32035	0.57	15.01.2009 14:33:00	1.31151	\$ -506.73
497	Sell	15.01.2009 15:33:00	1.30325	0.55	15.01.2009 18:55:00	1.31234	\$ -502.7
593	Sell	15.01.2009 15:00:00	1.30678	0.47	15.01.2009 19:43:00	1.31733	\$ -498.2
421	Sell	14.01.2009 13:38:00	117.088	0.18	16.01.2009 01:27:01	118.794	\$ -307.08
422	Sell	20.01.2009 15:01:00	116.195	0.17	21.01.2009 01:56:00	116.195	\$ 0.0
453	Sell	20.01.2009 00:34:00	1.30247	0.57	21.01.2009 16:06:00	1.28825	\$ 807.69
498	Sell	23.01.2009 09:42:00	1.28055	0.59	23.01.2009 17:20:00	1.28908	\$ -506.22
454	Sell	23.01.2009 08:12:00	1.28235	0.59	23.01.2009 17:22:00	1.29082	\$ -502.68
455	Buy	26.01.2009 14:04:00	1.30855	0.58	27.01.2009 06:38:00	1.31835	\$ 565.5
423	Buy	26.01.2009 14:23:00	116.98	0.17	27.01.2009 15:06:00	116.98	\$ 0.0
594	Sell	28.01.2009 19:26:00	1.31331	0.77	29.01.2009 08:45:03	1.3064	\$ 528.23
424	Sell	30.01.2009 00:54:00	115.509	0.18	30.01.2009 14:29:00	115.509	\$ 0.0
456	Sell	30.01.2009 21:24:00	1.2768	0.58	01.02.2009 23:11:01	1.27672	\$ 1.74
499	Sell	30.01.2009 00:24:00	1.29004	0.6	02.02.2009 00:00:03	1.275	\$ 899.4
500	Buy	02.02.2009 17:34:00	1.28903	0.63	02.02.2009 17:45:00	1.28855	\$ -33.39
501	Buy	03.02.2009 15:08:00	1.29746	0.65	04.02.2009 11:10:00	1.28977	\$ -503.1
595	Sell	05.02.2009 13:30:00	1.28071	0.8	05.02.2009 16:05:00	1.28693	\$ -501.6
425	Buy	05.02.2009 16:35:00	117.031	0.2	05.02.2009 19:58:00	117.031	\$ 0.0
596	Buy	05.02.2009 17:02:00	1.28652	0.68	05.02.2009 20:05:00	1.27917	\$ -503.2
426	Buy	06.02.2009 17:57:00	118.906	0.22	06.02.2009 19:27:02	118.906	\$ 0.0
502	Buy	06.02.2009 15:11:00	1.28946	0.77	09.02.2009 00:00:00	1.2958	\$ 484.33
457	Buy	09.02.2009 14:20:00	1.30705	0.69	09.02.2009 21:58:00	1.29985	\$ -500.25
458	Sell	12.02.2009 14:32:00	1.2747	0.68	12.02.2009 16:16:00	1.28209	\$ -505.91
597	Sell	15.02.2009 22:00:00	1.27983	1.02	16.02.2009 00:17:00	1.27983	\$ -5.1
598	Sell	17.02.2009 01:08:00	1.27324	1.59	17.02.2009 14:30:00	1.2604	\$ 2033.62
459	Sell	17.02.2009 01:08:00	1.2721	0.67	18.02.2009 10:27:00	1.25825	\$ 924.6
599	Sell	18.02.2009 14:41:00	1.25555	1.06	18.02.2009 17:03:00	1.25555	\$ -5.3
503	Sell	17.02.2009 01:27:00	1.26703	0.92	19.02.2009 09:25:00	1.26703	\$ -4.6
427	Buy	19.02.2009 10:40:01	118.805	0.28	20.02.2009 01:07:00	118.805	\$ 0.0
460	Buy	20.02.2009 18:18:00	1.28245	0.9	22.02.2009 23:39:04	1.2804	\$ -188.99
504	Buy	20.02.2009 17:08:00	1.27969	0.81	23.02.2009 00:00:00	1.2791	\$ -51.85
600	Buy	20.02.2009 17:03:00	1.27381	0.78	23.02.2009 06:30:00	1.2917	\$ 1391.52

428	Buy	23.02.2009 01:51:01	120.361	0.29	23.02.2009 15:05:00	120.361	\$ 0.0
429	Buy	24.02.2009 09:08:00	121.946	0.17	26.02.2009 02:00:03	124.61	\$ 452.88
461	Sell	27.02.2009 08:08:00	1.2662	0.75	27.02.2009 15:47:00	1.2717	\$ -416.26
462	Sell	01.03.2009 23:29:04	1.2604	0.73	02.03.2009 01:39:00	1.25915	\$ 87.6
430	Sell	02.03.2009 00:32:00	122.087	0.17	03.03.2009 08:00:00	123.909	\$ -309.74
505	Buy	03.03.2009 09:25:00	1.26774	0.79	03.03.2009 10:00:01	1.26139	\$ -505.6
463	Sell	03.03.2009 16:13:00	1.25385	0.82	03.03.2009 17:01:00	1.25615	\$ -192.7
431	Buy	04.03.2009 13:03:01	124.702	0.21	05.03.2009 11:24:00	124.702	\$ 0.0
506	Sell	05.03.2009 14:05:00	1.2484	0.82	05.03.2009 15:07:00	1.25451	\$ -505.13
601	Buy	06.03.2009 07:00:00	1.26861	1.43	06.03.2009 12:50:00	1.2651	\$ -509.08
464	Buy	06.03.2009 07:00:00	1.26775	0.87	06.03.2009 17:00:00	1.2672	\$ -52.2
507	Buy	06.03.2009 06:59:00	1.26623	0.81	09.03.2009 00:00:00	1.2715	\$ 422.82
465	Buy	10.03.2009 12:16:02	1.27505	0.87	10.03.2009 17:50:00	1.26933	\$ -501.99
466	Buy	11.03.2009 19:16:00	1.28215	0.79	12.03.2009 06:04:00	1.2805	\$ -134.3
432	Sell	12.03.2009 03:09:00	123.956	0.22	12.03.2009 12:30:01	123.956	\$ 0.0
467	Buy	12.03.2009 18:56:00	1.2871	0.74	13.03.2009 04:51:01	1.2897	\$ 188.71
433	Buy	12.03.2009 18:55:00	126.063	0.18	13.03.2009 15:23:00	126.063	\$ 0.0
602	Sell	15.03.2009 22:40:00	1.28477	1.25	16.03.2009 00:00:00	1.28876	\$ -504.99
508	Buy	16.03.2009 10:05:00	1.30183	0.75	16.03.2009 10:15:00	1.302	\$ 9.0
468	Buy	16.03.2009 07:52:02	1.2957	0.74	16.03.2009 19:42:00	1.2957	\$ -3.7
469	Buy	18.03.2009 12:25:00	1.3071	0.9	18.03.2009 18:19:00	1.32093	\$ 1240.2
603	Buy	18.03.2009 18:21:00	1.32569	1.08	19.03.2009 07:45:00	1.3475	\$ 2350.07
604	Sell	20.03.2009 10:48:00	1.35504	0.79	20.03.2009 12:31:00	1.36138	\$ -504.81
509	Buy	18.03.2009 18:32:00	1.34032	0.94	23.03.2009 00:00:00	1.36265	\$ 2094.32
470	Buy	23.03.2009 07:31:00	1.37375	0.64	23.03.2009 08:53:00	1.36594	\$ -503.04
434	Buy	20.03.2009 15:59:00	130.323	0.21	24.03.2009 08:00:02	133.69501	\$ 708.12
510	Buy	25.03.2009 14:03:00	1.36341	0.64	25.03.2009 14:15:00	1.35564	\$ -500.48
605	Buy	25.03.2009 14:00:00	1.36176	0.79	25.03.2009 14:15:00	1.35539	\$ -507.19
606	Sell	26.03.2009 14:02:00	1.35457	0.96	27.03.2009 00:12:01	1.35457	\$ -4.8
471	Sell	27.03.2009 10:13:00	1.3418	0.72	29.03.2009 21:00:33	1.32479	\$ 1221.12
607	Sell	27.03.2009 09:41:00	1.3461	1.24	29.03.2009 23:00:00	1.32685	\$ 2380.8
511	Sell	27.03.2009 10:13:00	1.34186	0.84	30.03.2009 00:00:00	1.3268	\$ 1260.85
435	Sell	27.03.2009 11:35:00	130.756	0.25	31.03.2009 00:46:00	129.222	\$ 383.5
512	Buy	02.04.2009 12:40:00	1.34247	0.89	03.04.2009 13:03:00	1.33687	\$ -502.86
513	Buy	05.04.2009 22:28:02	1.35495	0.8	06.04.2009 00:00:00	1.3535	\$ -120.0
436	Buy	02.04.2009 08:18:00	131.91499	0.25	06.04.2009 01:00:00	136.53999	\$ 1156.25
472	Sell	08.04.2009 05:12:00	1.31665	0.86	08.04.2009 09:45:00	1.32245	\$ -503.1
473	Sell	09.04.2009 15:42:00	1.3148	0.84	10.04.2009 01:39:03	1.312	\$ 231.0
608	Sell	09.04.2009 15:26:00	1.31615	0.82	10.04.2009 04:45:41	1.31355	\$ 209.1
514	Sell	09.04.2009 16:14:00	1.31345	0.85	13.04.2009 00:00:00	1.3155	\$ -178.5
515	Buy	13.04.2009 15:00:06	1.33252	1.5	13.04.2009 15:15:00	1.3322	\$ -55.49
437	Buy	13.04.2009 12:52:02	133.537	0.45	14.04.2009 00:56:00	133.537	\$ 0.0
438	Sell	14.04.2009 12:53:00	131.51199	0.25	15.04.2009 00:20:00	131.51199	\$ 0.0
609	Sell	15.04.2009 11:37:00	1.32021	1.05	15.04.2009 16:26:02	1.32021	\$ -5.25
439	Sell	16.04.2009 07:07:00	129.903	0.2	20.04.2009 00:00:00	129.19501	\$ 141.6
516	Sell	17.04.2009 04:23:03	1.30745	0.87	20.04.2009 00:00:00	1.3008	\$ 574.21
474	Sell	17.04.2009 02:35:00	1.31227	0.88	20.04.2009 00:41:00	1.29744	\$ 1300.64
610	Buy	21.04.2009 13:50:01	1.2977	1.17	21.04.2009 18:32:01	1.29341	\$ -507.79
611	Sell	22.04.2009 07:14:00	1.28884	1.62	22.04.2009 07:48:00	1.29193	\$ -508.66
475	Sell	22.04.2009 07:14:00	1.2891	1.01	22.04.2009 08:13:02	1.2935	\$ -449.44
612	Buy	22.04.2009 14:15:00	1.30286	1.0	23.04.2009 03:45:03	1.299	\$ -391.0

517	Buy	23.04.2009 11:28:00	1.30843	0.99	23.04.2009 12:31:00	1.30339	\$ -503.9
440	Buy	23.04.2009 08:28:00	128.121	0.2	24.04.2009 02:15:00	128.121	\$ 0.0
476	Buy	24.04.2009 08:02:00	1.32315	1.08	27.04.2009 00:00:00	1.32185	\$ -145.81
441	Buy	24.04.2009 13:29:02	128.98801	0.23	27.04.2009 02:56:04	127.405	\$ -364.09
442	Sell	27.04.2009 17:20:00	126.202	0.23	28.04.2009 14:00:00	126.173	\$ 6.67
443	Buy	29.04.2009 15:50:00	129.286	0.22	29.04.2009 19:24:00	129.286	\$ 0.0
477	Buy	29.04.2009 15:22:00	1.3301	0.9	29.04.2009 19:26:00	1.32454	\$ -504.9
518	Buy	28.04.2009 16:31:00	1.30934	0.81	04.05.2009 00:00:00	1.32872	\$ 1565.73
478	Buy	04.05.2009 16:04:02	1.33855	0.88	05.05.2009 07:00:00	1.3339	\$ -413.6
444	Sell	06.05.2009 01:41:00	130.27299	0.25	06.05.2009 12:15:00	131.599	\$ -331.5
479	Buy	07.05.2009 13:07:00	1.34375	0.88	07.05.2009 17:35:01	1.33805	\$ -506.0
613	Buy	07.05.2009 13:07:00	1.34329	0.76	07.05.2009 17:52:01	1.33668	\$ -506.15
519	Buy	07.05.2009 13:06:00	1.34247	0.82	07.05.2009 17:53:00	1.33634	\$ -506.77
520	Buy	08.05.2009 16:19:00	1.35286	0.86	11.05.2009 00:00:00	1.36315	\$ 880.64
614	Buy	08.05.2009 12:35:00	1.34864	1.31	11.05.2009 02:00:02	1.36295	\$ 1868.06
445	Buy	07.05.2009 12:47:00	132.86301	0.26	11.05.2009 08:00:00	133.73	\$ 225.42
446	Sell	12.05.2009 14:07:00	131.748	0.26	12.05.2009 19:34:01	131.748	\$ 0.0
521	Sell	15.05.2009 12:08:00	1.35127	1.01	15.05.2009 12:49:01	1.35622	\$ -505.0
480	Sell	15.05.2009 11:59:00	1.35245	0.93	15.05.2009 13:34:00	1.3578	\$ -502.2
447	Sell	15.05.2009 09:13:00	128.84599	0.25	18.05.2009 08:44:00	128.84599	\$ 0.0
448	Buy	19.05.2009 06:38:00	131.151	0.2	20.05.2009 01:57:00	130.01801	\$ -226.6
481	Buy	20.05.2009 13:34:00	1.3722	0.95	21.05.2009 03:22:00	1.3782	\$ 565.25
522	Buy	20.05.2009 13:41:00	1.37361	0.95	21.05.2009 12:48:00	1.37361	\$ -4.75
615	Buy	21.05.2009 16:01:00	1.3815	0.89	22.05.2009 05:30:27	1.3914	\$ 876.65
523	Buy	21.05.2009 16:41:00	1.38674	0.77	25.05.2009 00:00:03	1.4025	\$ 1209.67
449	Buy	22.05.2009 13:13:00	131.858	0.19	26.05.2009 06:00:00	132.685	\$ 157.13
524	Sell	26.05.2009 09:16:00	1.3874	1.46	26.05.2009 12:01:01	1.39082	\$ -506.62
450	Buy	26.05.2009 23:31:01	133.42599	0.2	27.05.2009 20:57:00	131.98399	\$ -288.4
525	Buy	28.05.2009 15:17:00	1.39823	0.76	28.05.2009 16:49:00	1.39163	\$ -505.39
451	Buy	28.05.2009 04:45:04	133.521	0.24	29.05.2009 18:43:00	134.302	\$ 187.44
482	Buy	29.05.2009 09:26:00	1.405	0.95	01.06.2009 07:12:00	1.4205	\$ 1467.76
526	Buy	01.06.2009 08:13:00	1.42453	0.77	01.06.2009 08:15:00	1.42415	\$ -33.11
483	Buy	02.06.2009 11:36:01	1.4246	0.83	03.06.2009 03:08:28	1.4289	\$ 352.75
452	Buy	01.06.2009 13:13:00	135.703	0.27	03.06.2009 06:00:00	137.23	\$ 412.29
527	Buy	02.06.2009 15:01:00	1.43087	0.8	03.06.2009 08:39:00	1.42464	\$ -502.4
616	Sell	04.06.2009 11:58:00	1.40715	0.84	04.06.2009 12:08:00	1.41308	\$ -502.32
528	Buy	05.06.2009 12:33:00	1.42649	0.96	05.06.2009 12:44:00	1.42127	\$ -505.91
453	Buy	05.06.2009 12:30:00	138.00999	0.2	05.06.2009 14:09:00	136.382	\$ -325.6
484	Sell	05.06.2009 13:19:00	1.407	0.78	07.06.2009 23:23:03	1.3968	\$ 791.69
529	Sell	05.06.2009 13:00:00	1.40995	0.74	08.06.2009 00:00:01	1.3976	\$ 910.21
617	Sell	05.06.2009 12:53:00	1.41199	1.24	08.06.2009 02:15:00	1.3986	\$ 1654.17
618	Buy	09.06.2009 11:52:00	1.39727	0.93	09.06.2009 14:21:00	1.39727	\$ -4.65
530	Buy	09.06.2009 18:26:00	1.40799	0.8	10.06.2009 14:02:00	1.40171	\$ -506.4
531	Sell	12.06.2009 11:32:01	1.39891	0.78	15.06.2009 00:00:04	1.39775	\$ 86.58
485	Sell	15.06.2009 15:09:03	1.3805	0.77	16.06.2009 01:12:02	1.3775	\$ 227.14
619	Buy	17.06.2009 18:30:11	1.39615	1.05	18.06.2009 08:00:00	1.3946	\$ -168.0
620	Sell	18.06.2009 18:06:08	1.39175	1.23	18.06.2009 23:17:12	1.39175	\$ -6.15
532	Buy	19.06.2009 15:56:00	1.40091	1.14	19.06.2009 16:34:01	1.39653	\$ -505.02
621	Buy	19.06.2009 15:54:00	1.39945	1.34	19.06.2009 18:45:13	1.39571	\$ -507.85
486	Buy	19.06.2009 15:50:00	1.39897	0.98	19.06.2009 20:00:03	1.39445	\$ -447.87
454	Sell	19.06.2009 14:05:25	136.58	0.28	23.06.2009 07:00:00	132.02499	\$ 1275.4

487	Buy	23.06.2009 12:47:00	1.4012	1.04	24.06.2009 01:18:00	1.4069	\$ 587.6
533	Buy	23.06.2009 09:12:00	1.39329	0.96	24.06.2009 18:20:00	1.39329	\$ -4.8
622	Buy	25.06.2009 17:27:01	1.40025	0.89	26.06.2009 06:45:01	1.40435	\$ 360.46
455	Buy	29.06.2009 16:27:00	134.98	0.36	30.06.2009 04:43:00	134.98	\$ 0.0
623	Buy	30.06.2009 00:00:00	1.40792	2.5	30.06.2009 13:30:00	1.40985	\$ 470.0
534	Sell	01.07.2009 00:00:05	1.40736	2.5	01.07.2009 07:04:02	1.40736	\$ -12.5
624	Sell	01.07.2009 00:00:05	1.40847	2.5	01.07.2009 07:34:02	1.40847	\$ -12.5
488	Buy	01.07.2009 12:29:03	1.4118	2.45	01.07.2009 13:25:04	1.41538	\$ 864.84
489	Sell	02.07.2009 14:31:03	1.39978	2.25	02.07.2009 14:40:08	1.402	\$ -510.73
456	Sell	02.07.2009 15:37:00	134.339	0.46	03.07.2009 02:21:02	134.339	\$ 0.0
625	Sell	06.07.2009 07:12:08	1.39138	1.23	06.07.2009 17:21:02	1.39544	\$ -505.53
490	Sell	08.07.2009 06:07:04	1.38749	1.03	08.07.2009 09:26:02	1.39236	\$ -506.75
457	Sell	07.07.2009 23:18:02	131.711	0.23	09.07.2009 01:36:00	129.784	\$ 443.21
491	Buy	09.07.2009 15:46:03	1.40497	0.98	10.07.2009 00:20:05	1.39987	\$ -504.7
492	Buy	15.07.2009 10:57:05	1.40722	1.0	16.07.2009 00:41:02	1.40722	\$ -5.0
458	Buy	14.07.2009 20:38:02	130.88699	0.17	16.07.2009 07:01:00	131.96899	\$ 183.94
626	Buy	16.07.2009 10:40:04	1.41344	1.07	16.07.2009 22:04:06	1.41344	\$ -5.35
459	Buy	17.07.2009 18:41:00	133.408	0.28	21.07.2009 01:01:00	133.408	\$ 0.0
493	Buy	20.07.2009 01:27:08	1.41648	1.08	21.07.2009 08:01:03	1.42071	\$ 451.44
627	Buy	21.07.2009 13:08:04	1.42582	1.21	21.07.2009 14:05:04	1.42168	\$ -506.99
628	Sell	21.07.2009 15:57:01	1.41885	0.93	22.07.2009 05:15:03	1.42045	\$ -153.45
629	Buy	22.07.2009 15:04:05	1.42262	1.06	23.07.2009 04:30:17	1.4232	\$ 56.18
630	Buy	23.07.2009 14:35:03	1.42593	1.1	23.07.2009 16:27:01	1.42593	\$ -5.5
494	Buy	23.07.2009 15:14:06	1.4276	1.14	23.07.2009 17:09:01	1.42322	\$ -505.02
460	Buy	23.07.2009 13:47:00	134.763	0.25	23.07.2009 20:11:00	134.763	\$ 0.0
631	Sell	23.07.2009 17:54:03	1.42008	0.88	24.07.2009 06:41:03	1.42008	\$ -4.4
495	Buy	27.07.2009 10:45:01	1.42908	1.11	27.07.2009 13:35:06	1.42456	\$ -507.28
496	Buy	28.07.2009 07:11:04	1.42967	1.09	28.07.2009 11:26:04	1.42508	\$ -505.76
461	Buy	27.07.2009 09:01:00	135.63499	0.32	28.07.2009 11:43:01	134.856	\$ -249.28
497	Sell	29.07.2009 06:23:01	1.41181	1.08	29.07.2009 07:18:03	1.41644	\$ -505.44
535	Sell	29.07.2009 14:45:05	1.40613	0.87	31.07.2009 01:42:05	1.41189	\$ -505.48
536	Buy	31.07.2009 15:54:02	1.42569	0.98	03.08.2009 00:00:01	1.42866	\$ 286.16
498	Buy	02.08.2009 23:54:00	1.43028	1.03	03.08.2009 00:34:03	1.42543	\$ -504.69
537	Buy	03.08.2009 13:37:03	1.43514	0.76	03.08.2009 13:45:02	1.43181	\$ -256.88
462	Buy	03.08.2009 09:17:00	135.55299	0.32	04.08.2009 08:43:00	136.26401	\$ 227.52
632	Buy	04.08.2009 14:01:06	1.44263	1.08	04.08.2009 18:08:10	1.43799	\$ -506.53
633	Buy	05.08.2009 11:41:00	1.44365	1.03	05.08.2009 12:33:12	1.4388	\$ -504.7
634	Sell	05.08.2009 14:01:06	1.43643	1.02	05.08.2009 16:21:04	1.44132	\$ -503.88
635	Buy	05.08.2009 16:33:02	1.44225	0.95	06.08.2009 06:00:05	1.44019	\$ -200.46
538	Buy	07.08.2009 12:31:06	1.44058	1.04	07.08.2009 12:37:04	1.43576	\$ -506.48
636	Buy	07.08.2009 12:30:01	1.43972	1.25	07.08.2009 12:37:04	1.43573	\$ -505.01
539	Sell	07.08.2009 12:39:06	1.43127	1.0	10.08.2009 00:00:01	1.41928	\$ 1194.01
637	Sell	07.08.2009 12:39:06	1.43229	1.34	10.08.2009 02:00:06	1.4203	\$ 1599.95
463	Buy	06.08.2009 12:36:00	137.70599	0.26	10.08.2009 05:00:00	138.075	\$ 95.94
540	Sell	10.08.2009 17:18:01	1.41272	0.95	10.08.2009 17:30:04	1.41217	\$ 47.5
638	Sell	12.08.2009 07:15:02	1.40884	1.6	12.08.2009 08:15:01	1.41196	\$ -507.21
464	Sell	11.08.2009 02:50:00	136.508	0.34	12.08.2009 10:10:00	135.729	\$ 264.86
541	Buy	12.08.2009 16:07:06	1.42395	1.0	12.08.2009 18:17:27	1.41893	\$ -506.99
542	Sell	14.08.2009 15:30:01	1.42092	1.03	17.08.2009 00:00:14	1.41676	\$ 423.33
639	Sell	14.08.2009 13:56:07	1.42437	1.31	17.08.2009 03:15:05	1.41542	\$ 1165.91
465	Sell	17.08.2009 00:01:00	134.071	0.2	18.08.2009 01:34:00	134.071	\$ 0.0

499	Sell	17.08.2009 10:18:01	1.40827	1.06	18.08.2009 02:18:02	1.41297	\$ -503.49
466	Sell	19.08.2009 12:13:00	132.492	0.28	19.08.2009 23:47:00	134.069	\$ -441.56
640	Buy	19.08.2009 14:11:08	1.41818	1.21	20.08.2009 03:30:00	1.42228	\$ 490.05
641	Buy	21.08.2009 07:30:06	1.42691	1.34	23.08.2009 21:00:06	1.43253	\$ 746.38
543	Buy	19.08.2009 15:02:02	1.4236	0.92	24.08.2009 00:00:01	1.43386	\$ 939.32
500	Buy	21.08.2009 07:31:03	1.42738	1.11	24.08.2009 01:45:02	1.43386	\$ 713.73
467	Buy	21.08.2009 14:01:00	134.631	0.26	25.08.2009 00:41:01	134.631	\$ 0.0
544	Buy	25.08.2009 14:00:04	1.43621	1.0	25.08.2009 14:19:07	1.43122	\$ -504.0
545	Sell	26.08.2009 14:49:01	1.42096	1.01	27.08.2009 06:52:02	1.42593	\$ -507.03
642	Buy	27.08.2009 15:56:04	1.4272	1.2	28.08.2009 05:15:04	1.43519	\$ 952.8
501	Buy	27.08.2009 18:28:04	1.43776	1.2	28.08.2009 06:51:02	1.4336	\$ -505.21
546	Buy	27.08.2009 18:15:02	1.43406	1.1	28.08.2009 18:27:02	1.4295	\$ -507.1
643	Sell	28.08.2009 18:27:02	1.42977	1.05	31.08.2009 07:45:03	1.42846	\$ 132.3
468	Sell	31.08.2009 00:40:00	132.909	0.32	31.08.2009 08:55:00	132.909	\$ 0.0
547	Buy	31.08.2009 14:46:04	1.43675	0.9	31.08.2009 15:00:03	1.43505	\$ -157.5
548	Sell	01.09.2009 17:18:03	1.41777	1.0	01.09.2009 20:38:02	1.42275	\$ -503.0
502	Sell	01.09.2009 17:17:01	1.42026	1.08	02.09.2009 01:32:01	1.42067	\$ -49.69
469	Sell	01.09.2009 17:17:00	132.142	0.26	02.09.2009 01:50:00	132.142	\$ 0.0
644	Sell	01.09.2009 15:29:04	1.4245	0.97	02.09.2009 04:45:10	1.42137	\$ 298.77
645	Buy	02.09.2009 16:49:02	1.42916	0.96	03.09.2009 06:15:14	1.42833	\$ -84.49
549	Buy	02.09.2009 16:49:02	1.42931	0.94	03.09.2009 18:21:01	1.424	\$ -503.83
550	Sell	04.09.2009 13:08:02	1.41898	1.05	04.09.2009 15:35:05	1.42373	\$ -504.0
646	Sell	04.09.2009 12:52:02	1.42171	1.26	04.09.2009 15:42:03	1.42568	\$ -506.52
647	Buy	04.09.2009 16:11:05	1.43166	1.45	07.09.2009 05:30:01	1.43297	\$ 182.7
470	Buy	04.09.2009 17:07:00	133.12801	0.31	07.09.2009 16:26:05	133.12801	\$ 0.0
503	Buy	08.09.2009 06:31:01	1.4378	1.14	08.09.2009 10:06:00	1.44871	\$ 1238.03
648	Buy	08.09.2009 06:23:01	1.43578	2.15	08.09.2009 19:45:04	1.45045	\$ 3143.28
471	Buy	08.09.2009 16:43:00	133.87801	0.38	09.09.2009 14:02:00	133.87801	\$ 0.0
649	Buy	09.09.2009 12:27:02	1.45499	1.21	09.09.2009 17:35:03	1.45499	\$ -6.05
650	Sell	10.09.2009 13:32:03	1.45117	0.82	10.09.2009 15:06:05	1.4573	\$ -506.76
651	Buy	10.09.2009 17:03:05	1.46097	0.76	11.09.2009 06:30:05	1.46169	\$ 50.91
551	Buy	08.09.2009 06:23:01	1.43567	1.39	14.09.2009 00:00:02	1.45755	\$ 3034.37
472	Sell	11.09.2009 07:14:00	132.81599	0.33	14.09.2009 12:51:00	132.552	\$ 87.12
504	Buy	14.09.2009 14:01:06	1.46317	1.06	14.09.2009 18:00:05	1.46001	\$ -340.26
505	Buy	15.09.2009 17:40:02	1.46516	0.99	16.09.2009 01:24:08	1.46675	\$ 152.46
652	Buy	15.09.2009 17:41:01	1.46677	0.93	16.09.2009 07:00:06	1.46879	\$ 183.21
473	Buy	16.09.2009 14:40:01	133.778	0.39	17.09.2009 07:28:00	133.778	\$ 0.0
653	Buy	17.09.2009 14:52:00	1.47592	1.09	17.09.2009 16:48:03	1.47135	\$ -503.58
654	Sell	18.09.2009 08:15:00	1.46469	1.4	18.09.2009 08:46:05	1.46827	\$ -508.2
474	Buy	21.09.2009 05:08:00	134.78101	0.37	22.09.2009 06:31:01	134.78101	\$ 0.0
506	Buy	22.09.2009 07:26:06	1.47654	1.17	23.09.2009 03:48:01	1.48084	\$ 497.25
552	Buy	22.09.2009 07:34:03	1.47834	0.94	23.09.2009 15:48:01	1.47302	\$ -504.79
507	Buy	23.09.2009 18:21:01	1.48383	1.17	23.09.2009 18:47:01	1.47954	\$ -507.78
655	Buy	23.09.2009 18:18:06	1.48182	1.15	23.09.2009 19:15:03	1.47748	\$ -504.84
656	Sell	23.09.2009 19:52:08	1.47352	0.85	24.09.2009 00:02:01	1.47352	\$ -4.25
475	Sell	24.09.2009 03:21:00	134.026	0.42	24.09.2009 11:25:00	134.026	\$ 0.0
553	Sell	28.09.2009 01:52:10	1.45743	0.78	28.09.2009 02:00:03	1.45852	\$ -88.91
657	Sell	28.09.2009 01:39:08	1.46047	1.05	28.09.2009 11:14:05	1.46524	\$ -506.1
508	Sell	28.09.2009 01:39:08	1.46114	0.97	28.09.2009 11:29:04	1.46632	\$ -507.31
658	Sell	01.10.2009 05:57:05	1.45588	1.72	01.10.2009 07:08:05	1.45878	\$ -507.4
509	Sell	01.10.2009 12:33:01	1.45246	0.98	01.10.2009 14:00:04	1.45759	\$ -507.63

659	Sell	02.10.2009 12:30:05	1.45053	1.31	02.10.2009 13:13:00	1.45434	\$ -505.65
554	Sell	01.10.2009 11:32:04	1.4527	0.86	02.10.2009 13:46:02	1.45854	\$ -506.54
476	Sell	01.10.2009 13:19:00	130.61	0.37	02.10.2009 14:36:00	130.539	\$ 26.27
660	Buy	02.10.2009 13:23:03	1.45655	1.04	02.10.2009 19:53:04	1.45655	\$ -5.2
510	Buy	06.10.2009 01:13:07	1.46728	1.0	06.10.2009 19:00:03	1.47095	\$ 362.0
511	Buy	08.10.2009 02:43:11	1.47612	1.21	08.10.2009 14:00:04	1.47395	\$ -268.62
555	Buy	12.10.2009 13:37:02	1.47943	0.93	12.10.2009 13:45:01	1.4788	\$ -63.23
477	Buy	09.10.2009 07:16:00	131.56599	0.42	13.10.2009 00:00:00	132.66499	\$ 461.58
661	Buy	13.10.2009 10:10:03	1.48209	1.23	13.10.2009 13:11:05	1.48209	\$ -6.15
512	Buy	13.10.2009 10:10:03	1.4816	1.08	14.10.2009 18:04:03	1.4939	\$ 1322.99
478	Buy	14.10.2009 11:16:00	133.509	0.38	16.10.2009 04:00:00	135.485	\$ 750.88
556	Buy	13.10.2009 10:17:04	1.48315	1.09	19.10.2009 00:00:13	1.48938	\$ 673.62
513	Buy	19.10.2009 21:01:02	1.49687	1.05	20.10.2009 01:02:14	1.49658	\$ -35.7
662	Sell	20.10.2009 15:39:02	1.48881	1.07	20.10.2009 20:04:04	1.49347	\$ -503.97
557	Sell	20.10.2009 14:18:02	1.49218	1.01	21.10.2009 13:37:03	1.49715	\$ -507.02
514	Buy	21.10.2009 13:43:03	1.4994	1.1	21.10.2009 14:00:04	1.49808	\$ -150.7
663	Buy	21.10.2009 13:37:03	1.497	1.18	22.10.2009 03:00:03	1.49997	\$ 344.56
479	Buy	21.10.2009 09:22:00	135.908	0.4	23.10.2009 02:00:00	137.675	\$ 706.8
515	Buy	23.10.2009 00:07:10	1.50456	1.11	23.10.2009 02:00:02	1.50249	\$ -235.31
516	Buy	26.10.2009 02:19:06	1.5059	1.14	26.10.2009 05:00:03	1.50342	\$ -288.42
558	Sell	26.10.2009 16:04:02	1.49099	1.0	26.10.2009 16:15:07	1.49041	\$ 53.01
664	Sell	26.10.2009 16:04:02	1.49152	1.22	27.10.2009 05:30:15	1.48907	\$ 292.81
517	Sell	26.10.2009 17:17:00	1.48806	1.13	27.10.2009 06:58:03	1.49248	\$ -505.11
480	Sell	27.10.2009 14:00:00	136.255	0.37	29.10.2009 07:00:00	133.07001	\$ 1178.45
559	Buy	29.10.2009 16:49:01	1.48495	0.93	30.10.2009 11:55:01	1.47957	\$ -504.98
518	Sell	01.11.2009 22:44:02	1.46836	1.07	01.11.2009 22:59:14	1.47302	\$ -503.97
481	Sell	30.10.2009 17:26:00	132.78101	0.28	02.11.2009 00:50:00	132.78101	\$ 0.0
560	Sell	03.11.2009 10:50:05	1.46359	0.91	03.11.2009 15:45:04	1.46908	\$ -504.14
519	Sell	03.11.2009 09:57:07	1.46814	1.02	03.11.2009 19:10:09	1.47306	\$ -506.94
482	Buy	04.11.2009 19:09:01	135.069	0.3	05.11.2009 01:39:00	134.04601	\$ -306.9
520	Buy	04.11.2009 19:09:01	1.48585	0.97	05.11.2009 08:51:04	1.48069	\$ -505.37
665	Sell	06.11.2009 13:34:05	1.48391	1.41	06.11.2009 14:12:01	1.48744	\$ -504.78
666	Buy	06.11.2009 15:01:00	1.4898	0.94	06.11.2009 16:26:04	1.48449	\$ -503.83
667	Sell	06.11.2009 16:39:00	1.48308	0.79	09.11.2009 00:59:07	1.48943	\$ -505.59
521	Buy	09.11.2009 03:47:04	1.49166	1.1	10.11.2009 06:00:05	1.49711	\$ 594.0
668	Sell	10.11.2009 13:13:00	1.49593	1.2	10.11.2009 15:21:04	1.50008	\$ -504.0
522	Buy	11.11.2009 08:03:04	1.50206	1.15	11.11.2009 15:43:02	1.49904	\$ -353.06
669	Buy	11.11.2009 08:07:02	1.50313	1.5	11.11.2009 15:43:02	1.49981	\$ -505.5
561	Sell	12.11.2009 15:10:00	1.48895	1.03	13.11.2009 08:22:03	1.48895	\$ -5.15
483	Sell	13.11.2009 09:25:00	133.802	0.29	13.11.2009 17:36:00	133.802	\$ 0.0
670	Buy	13.11.2009 17:08:07	1.49131	0.98	16.11.2009 06:30:02	1.49672	\$ 525.28
562	Sell	16.11.2009 17:22:01	1.48964	1.02	16.11.2009 17:30:01	1.49072	\$ -115.25
671	Sell	16.11.2009 17:22:01	1.48955	1.24	16.11.2009 17:36:05	1.49359	\$ -507.16
523	Sell	17.11.2009 16:46:04	1.48201	1.06	17.11.2009 18:49:01	1.48673	\$ -505.62
484	Sell	17.11.2009 08:12:00	132.834	0.43	17.11.2009 20:50:01	132.834	\$ 0.0
563	Sell	17.11.2009 12:15:01	1.48633	0.89	18.11.2009 08:38:06	1.49198	\$ -507.29
485	Sell	19.11.2009 07:46:00	132.42999	0.4	19.11.2009 16:43:04	132.42999	\$ 0.0
524	Sell	20.11.2009 12:39:08	1.48048	1.06	20.11.2009 14:00:02	1.48518	\$ -503.51
564	Sell	20.11.2009 12:24:03	1.48074	0.91	20.11.2009 14:43:03	1.48621	\$ -502.32
525	Buy	23.11.2009 15:00:04	1.49984	1.09	23.11.2009 23:59:03	1.49524	\$ -506.86
526	Buy	25.11.2009 04:39:02	1.49977	1.1	25.11.2009 19:23:02	1.51156	\$ 1291.39

565	Buy	25.11.2009 11:42:04	1.50883	0.97	26.11.2009 14:43:03	1.50366	\$ -506.34
486	Sell	25.11.2009 09:17:00	131.739	0.45	27.11.2009 00:55:00	129.123	\$ 1177.2
566	Buy	01.12.2009 13:22:02	1.50889	0.86	02.12.2009 17:21:01	1.50307	\$ -504.82
672	Sell	02.12.2009 16:12:01	1.50417	1.36	03.12.2009 00:04:15	1.50786	\$ -508.64
527	Buy	03.12.2009 07:22:02	1.51194	1.11	03.12.2009 14:00:04	1.50899	\$ -332.99
528	Sell	04.12.2009 13:57:07	1.49702	1.28	04.12.2009 16:38:05	1.4872	\$ 1250.56
567	Sell	04.12.2009 13:57:07	1.49545	0.98	07.12.2009 00:00:05	1.4872	\$ 803.6
673	Sell	04.12.2009 13:36:03	1.50189	1.52	07.12.2009 03:00:05	1.489	\$ 1951.68
674	Sell	08.12.2009 13:26:10	1.47363	0.95	09.12.2009 02:45:06	1.47304	\$ 51.3
568	Sell	08.12.2009 18:24:03	1.46991	0.79	09.12.2009 09:36:07	1.47623	\$ -503.23
487	Sell	08.12.2009 12:01:02	131.047	0.29	10.12.2009 05:00:00	129.31	\$ 503.73
529	Sell	11.12.2009 14:11:01	1.46699	1.04	13.12.2009 23:09:12	1.46224	\$ 488.8
569	Sell	11.12.2009 15:05:01	1.46295	1.05	14.12.2009 00:00:12	1.46226	\$ 67.2
675	Sell	11.12.2009 14:04:03	1.47015	1.12	14.12.2009 03:30:06	1.46167	\$ 944.17
676	Sell	15.12.2009 07:54:02	1.46051	1.81	15.12.2009 21:15:01	1.45343	\$ 1272.44
530	Sell	15.12.2009 08:15:01	1.45845	1.06	16.12.2009 01:13:08	1.45398	\$ 468.52
531	Sell	17.12.2009 01:39:07	1.45011	1.1	17.12.2009 03:13:04	1.43949	\$ 1162.7
488	Sell	17.12.2009 07:25:03	129.325	0.41	18.12.2009 02:13:00	129.325	\$ 0.0
570	Sell	15.12.2009 07:51:14	1.46099	1.11	21.12.2009 00:00:13	1.43316	\$ 3083.58
677	Sell	22.12.2009 16:00:00	1.42281	1.07	22.12.2009 17:57:05	1.4275	\$ -507.19
532	Sell	22.12.2009 15:46:04	1.42582	1.04	23.12.2009 10:06:01	1.42514	\$ 65.52
533	Buy	24.12.2009 10:29:03	1.44105	1.15	24.12.2009 14:17:03	1.4367	\$ -506.01
571	Buy	23.12.2009 15:03:08	1.43083	1.05	28.12.2009 00:00:04	1.43726	\$ 669.9
534	Buy	29.12.2009 08:30:06	1.44365	1.7	29.12.2009 15:59:02	1.44071	\$ -508.31
535	Sell	30.12.2009 15:46:02	1.42715	1.61	30.12.2009 15:59:02	1.43025	\$ -507.16
678	Buy	31.12.2009 06:48:04	1.44393	2.06	31.12.2009 07:42:02	1.4415	\$ -510.9
572	Buy	31.12.2009 06:48:04	1.44398	1.02	31.12.2009 08:28:03	1.43909	\$ -503.88
679	Sell	03.01.2010 22:00:02	1.43179	2.5	03.01.2010 22:28:00	1.43179	\$ -12.5
489	Buy	30.12.2009 16:00:00	132.604	0.51	03.01.2010 23:47:02	132.826	\$ 113.22
573	Sell	03.01.2010 22:00:02	1.43137	1.94	04.01.2010 00:00:13	1.43158	\$ -50.43
680	Sell	04.01.2010 00:04:13	1.43053	2.25	04.01.2010 00:19:13	1.43053	\$ -11.25
681	Sell	04.01.2010 01:00:12	1.4286	1.64	04.01.2010 02:12:01	1.4286	\$ -8.2
536	Sell	04.01.2010 01:06:08	1.42694	1.3	04.01.2010 05:41:02	1.43077	\$ -504.41
574	Buy	04.01.2010 15:53:01	1.44525	1.2	04.01.2010 16:00:01	1.44366	\$ -196.8
490	Buy	04.01.2010 09:58:00	133.59599	0.35	05.01.2010 04:32:00	132.647	\$ -332.15
537	Buy	05.01.2010 05:49:05	1.44572	1.4	05.01.2010 08:04:05	1.44238	\$ -474.6
491	Sell	05.01.2010 14:57:07	131.784	0.37	06.01.2010 01:23:00	131.784	\$ 0.0
682	Sell	08.01.2010 11:06:01	1.42892	1.28	08.01.2010 13:30:01	1.43281	\$ -504.31
575	Sell	07.01.2010 13:03:02	1.43092	0.87	08.01.2010 13:32:02	1.43666	\$ -503.73
683	Buy	08.01.2010 13:32:02	1.43591	1.34	08.01.2010 14:48:02	1.43591	\$ -6.7
538	Buy	11.01.2010 00:37:03	1.44834	1.01	11.01.2010 22:00:00	1.45108	\$ 271.68
492	Buy	11.01.2010 09:07:00	134.12801	0.33	12.01.2010 01:15:01	133.408	\$ -237.6
493	Sell	12.01.2010 13:21:00	132.271	0.39	13.01.2010 00:40:00	132.271	\$ 0.0
576	Buy	13.01.2010 12:07:03	1.45714	0.95	13.01.2010 15:13:02	1.45186	\$ -506.35
539	Buy	13.01.2010 11:41:09	1.45539	0.96	13.01.2010 15:21:07	1.45016	\$ -506.88
540	Sell	15.01.2010 19:48:03	1.43512	1.1	17.01.2010 23:01:02	1.4353	\$ -25.3
577	Sell	15.01.2010 08:02:04	1.43764	0.96	18.01.2010 00:00:03	1.4368	\$ 75.84
494	Sell	15.01.2010 01:53:00	131.50101	0.28	18.01.2010 18:00:00	130.605	\$ 250.88
684	Sell	19.01.2010 09:40:01	1.43681	1.63	19.01.2010 23:00:04	1.42851	\$ 1344.76
541	Sell	19.01.2010 10:06:05	1.43325	1.25	20.01.2010 01:18:11	1.42345	\$ 1218.74
685	Buy	21.01.2010 17:14:03	1.41406	0.8	21.01.2010 21:49:05	1.40783	\$ -502.4

578	Sell	19.01.2010 10:00:01	1.43444	1.23	25.01.2010 00:00:14	1.41513	\$ 2368.98
686	Sell	26.01.2010 03:09:03	1.41267	1.9	26.01.2010 16:30:01	1.40835	\$ 811.3
542	Sell	27.01.2010 08:28:02	1.40247	1.03	27.01.2010 10:05:00	1.4073	\$ -502.64
495	Sell	26.01.2010 05:09:00	126.516	0.36	27.01.2010 22:00:00	126.235	\$ 101.16
496	Sell	28.01.2010 16:32:00	125.22	0.27	29.01.2010 13:30:00	126.418	\$ -323.46
579	Sell	26.01.2010 05:49:03	1.40726	1.03	01.02.2010 00:00:14	1.38739	\$ 2041.45
497	Sell	31.01.2010 22:00:01	124.808	0.25	01.02.2010 15:16:00	126.284	\$ -369.0
580	Buy	03.02.2010 09:08:15	1.40195	1.11	03.02.2010 13:23:03	1.39746	\$ -503.94
543	Sell	04.02.2010 08:04:05	1.38501	1.29	04.02.2010 16:42:02	1.37513	\$ 1268.06
581	Sell	03.02.2010 16:41:03	1.39001	1.15	08.02.2010 00:00:03	1.36436	\$ 2944.0
498	Sell	04.02.2010 14:15:00	125.039	0.35	08.02.2010 07:00:00	121.665	\$ 1180.9
499	Sell	12.02.2010 10:28:00	121.63	0.44	12.02.2010 13:37:00	122.764	\$ -498.87
582	Sell	12.02.2010 10:03:02	1.3556	0.86	12.02.2010 14:56:04	1.3614	\$ -503.1
544	Sell	12.02.2010 09:58:03	1.35816	1.0	12.02.2010 15:09:01	1.36317	\$ -506.0
583	Buy	16.02.2010 06:50:01	1.36564	1.19	17.02.2010 15:45:01	1.36564	\$ -5.95
687	Sell	18.02.2010 21:36:11	1.3525	0.84	19.02.2010 11:00:01	1.34913	\$ 278.88
545	Sell	18.02.2010 21:36:11	1.35368	1.11	19.02.2010 13:30:01	1.35368	\$ -5.55
584	Buy	19.02.2010 19:53:00	1.36073	0.73	22.02.2010 00:00:14	1.36284	\$ 150.38
500	Buy	21.02.2010 22:21:08	124.844	0.32	22.02.2010 10:47:00	124.2	\$ -206.08
585	Buy	23.02.2010 07:12:08	1.36567	0.98	23.02.2010 10:28:02	1.36059	\$ -502.74
586	Sell	23.02.2010 17:05:05	1.35224	1.05	24.02.2010 10:48:07	1.35701	\$ -506.1
688	Buy	24.02.2010 15:40:18	1.36069	1.01	24.02.2010 17:10:02	1.35572	\$ -507.02
501	Sell	23.02.2010 15:00:01	122.744	0.41	25.02.2010 08:00:00	120.385	\$ 967.19
587	Sell	01.03.2010 12:59:01	1.35057	0.81	01.03.2010 13:00:00	1.35075	\$ -18.63
689	Sell	01.03.2010 11:38:07	1.35524	1.07	01.03.2010 18:50:05	1.35524	\$ -5.35
546	Sell	02.03.2010 09:19:05	1.34484	0.9	02.03.2010 10:03:01	1.35037	\$ -502.2
588	Buy	03.03.2010 16:30:01	1.37362	0.83	04.03.2010 03:25:03	1.36761	\$ -502.98
547	Buy	03.03.2010 15:57:03	1.36825	0.86	04.03.2010 07:00:03	1.36539	\$ -250.27
502	Buy	04.03.2010 14:03:00	121.729	0.43	04.03.2010 16:35:00	120.557	\$ -503.89
589	Buy	08.03.2010 00:08:01	1.36495	1.02	08.03.2010 00:15:08	1.36491	\$ -9.17
690	Buy	05.03.2010 15:32:01	1.36043	1.14	08.03.2010 05:00:03	1.36761	\$ 812.82
503	Buy	05.03.2010 13:30:00	121.824	0.29	09.03.2010 01:00:00	122.706	\$ 255.78
590	Sell	09.03.2010 11:47:03	1.3551	1.08	09.03.2010 17:59:03	1.35975	\$ -507.6
591	Buy	10.03.2010 16:04:00	1.36799	1.12	10.03.2010 17:10:02	1.36354	\$ -504.0
691	Buy	11.03.2010 15:41:02	1.36774	1.12	12.03.2010 05:00:03	1.36901	\$ 136.63
504	Buy	10.03.2010 16:03:00	123.906	0.41	12.03.2010 09:00:00	124.2	\$ 120.54
592	Buy	12.03.2010 09:58:00	1.37601	1.08	15.03.2010 00:00:15	1.37714	\$ 116.65
548	Buy	12.03.2010 06:16:09	1.37038	1.27	15.03.2010 10:00:03	1.3706	\$ 21.58
593	Sell	15.03.2010 15:14:03	1.36621	1.12	15.03.2010 15:15:06	1.36629	\$ -14.56
549	Buy	17.03.2010 07:02:01	1.37981	1.37	17.03.2010 09:35:04	1.37664	\$ -441.14
594	Buy	16.03.2010 14:55:01	1.37504	1.21	17.03.2010 12:42:02	1.37504	\$ -6.05
505	Sell	18.03.2010 05:53:03	123.219	0.32	18.03.2010 08:06:00	123.219	\$ 0.0
550	Sell	18.03.2010 15:12:00	1.36382	1.34	19.03.2010 12:31:02	1.35361	\$ 1361.43
595	Sell	19.03.2010 09:55:02	1.35684	1.07	22.03.2010 00:00:02	1.35139	\$ 577.8
692	Sell	22.03.2010 12:55:06	1.3478	1.3	22.03.2010 14:28:02	1.35164	\$ -505.7
693	Buy	22.03.2010 15:05:00	1.35366	1.07	23.03.2010 01:05:06	1.35366	\$ -5.35
551	Sell	23.03.2010 23:51:06	1.34606	1.21	24.03.2010 09:07:01	1.33591	\$ 1222.11
694	Buy	25.03.2010 16:09:02	1.33873	1.06	25.03.2010 16:16:04	1.33401	\$ -505.62
695	Sell	25.03.2010 17:43:08	1.32915	0.96	26.03.2010 04:18:04	1.33436	\$ -504.96
506	Buy	24.03.2010 12:39:00	122.666	0.39	26.03.2010 05:00:00	123.58	\$ 356.46
507	Buy	31.03.2010 09:01:00	125.468	0.38	31.03.2010 12:37:00	125.468	\$ 0.0



552	Buy	31.03.2010 14:28:02	1.35348	1.14	31.03.2010 23:00:03	1.35056	\$ -338.58
596	Buy	31.03.2010 14:36:02	1.35393	0.97	01.04.2010 06:32:01	1.34878	\$ -504.4
696	Buy	01.04.2010 14:41:01	1.35432	1.17	02.04.2010 04:00:04	1.35667	\$ 269.1
553	Buy	01.04.2010 15:27:02	1.356	1.22	02.04.2010 08:00:02	1.355	\$ -128.09
597	Buy	01.04.2010 20:58:04	1.35919	1.04	02.04.2010 08:56:03	1.35439	\$ -504.4
508	Sell	06.04.2010 07:10:00	125.945	0.46	07.04.2010 02:04:00	125.945	\$ 0.0
554	Sell	06.04.2010 12:24:01	1.33819	1.3	07.04.2010 07:02:01	1.33807	\$ 9.09
697	Sell	07.04.2010 10:56:08	1.33491	1.28	08.04.2010 00:15:05	1.33378	\$ 138.25
598	Buy	09.04.2010 08:13:03	1.34183	1.1	09.04.2010 12:29:03	1.33728	\$ -506.0
698	Buy	09.04.2010 14:09:01	1.34618	1.1	09.04.2010 14:29:01	1.34164	\$ -504.9
555	Buy	11.04.2010 21:00:06	1.35279	1.29	11.04.2010 21:02:00	1.36277	\$ 1280.97
599	Buy	11.04.2010 21:00:06	1.35359	1.07	12.04.2010 00:00:15	1.36548	\$ 1266.87
699	Buy	11.04.2010 21:02:00	1.36394	1.33	12.04.2010 06:13:04	1.36394	\$ -6.65
509	Buy	11.04.2010 21:00:12	126.334	0.33	13.04.2010 00:11:00	126.334	\$ 0.0
700	Sell	13.04.2010 09:36:00	1.35658	1.19	13.04.2010 12:53:00	1.36077	\$ -504.56
701	Buy	13.04.2010 13:02:02	1.36218	1.15	13.04.2010 13:58:02	1.35784	\$ -504.86
702	Sell	13.04.2010 14:20:05	1.35646	1.09	13.04.2010 20:35:00	1.36105	\$ -505.76
510	Buy	14.04.2010 01:21:00	127.464	0.28	15.04.2010 07:28:00	126.81	\$ -183.12
600	Sell	15.04.2010 09:17:05	1.35294	1.05	15.04.2010 15:02:01	1.35771	\$ -506.1
511	Sell	16.04.2010 00:58:00	125.693	0.47	16.04.2010 08:51:02	125.693	\$ 0.0
556	Sell	21.04.2010 00:17:07	1.34124	1.22	21.04.2010 01:48:11	1.34214	\$ -115.89
601	Sell	21.04.2010 11:41:11	1.33571	1.09	21.04.2010 13:27:03	1.34028	\$ -503.58
512	Sell	22.04.2010 11:29:00	123.913	0.41	22.04.2010 14:26:00	123.913	\$ 0.0
703	Sell	22.04.2010 09:21:00	1.33675	1.39	22.04.2010 22:45:03	1.32691	\$ 1360.81
557	Sell	22.04.2010 09:28:03	1.33561	1.35	22.04.2010 23:06:03	1.32584	\$ 1312.21
602	Sell	22.04.2010 10:10:00	1.33322	1.15	23.04.2010 09:03:01	1.33322	\$ -5.75
513	Buy	23.04.2010 14:14:00	125.537	0.34	25.04.2010 21:00:25	125.537	\$ 0.0
558	Sell	27.04.2010 19:05:05	1.32014	1.01	28.04.2010 01:05:14	1.31768	\$ 243.41
514	Sell	27.04.2010 15:54:00	123.3	0.43	28.04.2010 03:24:00	123.3	\$ 0.0
559	Sell	28.04.2010 15:29:05	1.31394	0.93	28.04.2010 18:24:02	1.31768	\$ -352.47
704	Buy	30.04.2010 07:14:03	1.33062	1.58	30.04.2010 14:01:02	1.33062	\$ -7.9
603	Buy	30.04.2010 08:41:01	1.33131	0.87	30.04.2010 15:06:04	1.32558	\$ -502.86
560	Sell	04.05.2010 10:08:04	1.31117	0.96	04.05.2010 20:15:06	1.29854	\$ 1207.68
515	Sell	04.05.2010 11:37:00	123.979	0.41	06.05.2010 04:00:00	120.655	\$ 1362.84
705	Buy	09.05.2010 21:01:03	1.28765	0.75	09.05.2010 22:13:14	1.28765	\$ -3.75
604	Sell	04.05.2010 10:08:04	1.31123	1.07	10.05.2010 00:00:03	1.28688	\$ 2600.09
706	Sell	13.05.2010 08:45:03	1.25826	1.16	13.05.2010 14:37:03	1.25826	\$ -5.8
516	Sell	13.05.2010 12:41:00	116.549	0.28	14.05.2010 04:32:05	116.549	\$ 0.0
561	Sell	13.05.2010 08:41:02	1.26032	0.71	14.05.2010 09:55:04	1.24407	\$ 1150.19
605	Sell	17.05.2010 02:26:01	1.22616	0.76	17.05.2010 02:30:02	1.22612	\$ -0.76
517	Sell	18.05.2010 19:01:00	112.44	0.2	19.05.2010 03:17:00	112.44	\$ 0.0
562	Sell	18.05.2010 18:50:05	1.22373	0.74	19.05.2010 12:13:04	1.22373	\$ -3.7
606	Sell	18.05.2010 19:01:01	1.21693	0.65	19.05.2010 12:13:04	1.22458	\$ -500.5
518	Sell	20.05.2010 14:10:00	110.841	0.17	20.05.2010 18:23:00	113.031	\$ -372.3
707	Buy	20.05.2010 17:27:01	1.24492	0.63	21.05.2010 06:45:01	1.25594	\$ 691.11
563	Buy	20.05.2010 18:14:02	1.25194	0.65	21.05.2010 06:52:03	1.25385	\$ 120.9
607	Buy	20.05.2010 18:15:03	1.25218	0.57	21.05.2010 07:15:02	1.25218	\$ -2.85
519	Sell	25.05.2010 08:53:00	109.459	0.18	25.05.2010 18:26:00	110.891	\$ -257.76
608	Sell	26.05.2010 21:52:06	1.21514	0.72	27.05.2010 01:34:08	1.22206	\$ -501.84
564	Sell	26.05.2010 20:20:03	1.21747	0.75	27.05.2010 04:09:02	1.22417	\$ -506.24
520	Buy	27.05.2010 17:20:00	112.387	0.21	28.05.2010 13:32:00	112.387	\$ 0.0

609	Sell	01.06.2010 08:48:02	1.21395	1.03	01.06.2010 13:01:02	1.2188	\$ -504.69
708	Sell	01.06.2010 07:26:04	1.2189	1.12	01.06.2010 13:01:02	1.2189	\$ -5.6
565	Sell	01.06.2010 08:41:03	1.21498	0.8	01.06.2010 13:39:02	1.22122	\$ -503.2
521	Buy	03.06.2010 05:22:00	113.695	0.17	03.06.2010 14:30:00	112.568	\$ -191.59
566	Sell	04.06.2010 11:13:04	1.2108	0.84	06.06.2010 21:00:03	1.19316	\$ 1477.56
610	Sell	04.06.2010 11:13:04	1.21017	0.94	07.06.2010 00:00:13	1.19306	\$ 1603.65
709	Sell	04.06.2010 11:13:04	1.20998	1.27	07.06.2010 00:30:09	1.19016	\$ 2510.8
522	Sell	04.06.2010 18:47:00	109.733	0.23	07.06.2010 09:34:00	109.733	\$ 0.0
710	Buy	08.06.2010 15:51:01	1.2007	0.92	08.06.2010 17:13:01	1.19528	\$ -503.25
611	Buy	09.06.2010 13:27:03	1.20424	0.82	09.06.2010 19:12:01	1.19812	\$ -505.94
523	Buy	10.06.2010 13:16:00	110.592	0.26	11.06.2010 12:30:00	110.592	\$ 0.0
711	Sell	11.06.2010 12:59:04	1.20848	1.03	13.06.2010 22:38:00	1.21332	\$ -503.67
567	Buy	13.06.2010 23:02:09	1.21526	0.89	14.06.2010 22:00:03	1.22116	\$ 520.65
568	Buy	15.06.2010 13:18:00	1.22997	0.89	16.06.2010 07:33:01	1.23126	\$ 110.36
524	Buy	15.06.2010 17:20:00	112.874	0.29	16.06.2010 12:05:00	111.972	\$ -261.58
712	Buy	17.06.2010 09:15:03	1.23594	1.09	17.06.2010 14:40:03	1.23594	\$ -5.45
569	Buy	17.06.2010 09:14:00	1.23517	1.03	18.06.2010 05:44:03	1.2384	\$ 327.54
713	Buy	20.06.2010 21:00:04	1.24137	1.77	20.06.2010 22:10:02	1.24137	\$ -8.85
570	Buy	20.06.2010 21:00:04	1.24153	1.07	21.06.2010 01:17:02	1.24146	\$ -12.84
525	Buy	21.06.2010 09:26:00	113.326	0.33	21.06.2010 18:21:00	112.038	\$ -425.04
526	Sell	22.06.2010 05:50:00	111.631	0.32	22.06.2010 13:35:01	111.631	\$ 0.0
612	Sell	23.06.2010 14:03:04	1.2209	0.98	23.06.2010 17:13:01	1.22598	\$ -502.74
571	Sell	23.06.2010 13:37:02	1.22393	1.01	23.06.2010 17:51:00	1.22642	\$ -256.54
714	Sell	23.06.2010 13:41:02	1.22227	1.11	23.06.2010 17:52:03	1.22678	\$ -506.16
715	Buy	23.06.2010 18:29:02	1.23045	1.04	24.06.2010 07:17:03	1.23045	\$ -5.2
527	Sell	24.06.2010 08:37:00	109.878	0.38	24.06.2010 16:01:00	110.758	\$ -334.4
572	Sell	29.06.2010 08:13:03	1.22074	1.04	30.06.2010 09:18:01	1.22553	\$ -503.37
528	Sell	29.06.2010 02:31:00	109.53	0.47	30.06.2010 09:21:00	108.83	\$ 329.0
573	Buy	01.07.2010 12:47:03	1.23974	1.12	01.07.2010 19:41:02	1.25167	\$ 1330.56
613	Buy	01.07.2010 12:47:03	1.23927	0.82	05.07.2010 00:00:13	1.25458	\$ 1251.32
529	Buy	02.07.2010 01:09:00	110.23	0.34	05.07.2010 18:00:00	110.015	\$ -73.1
716	Sell	05.07.2010 23:59:10	1.25009	2.16	06.07.2010 01:32:11	1.25009	\$ -10.8
614	Sell	06.07.2010 00:54:15	1.24793	1.25	06.07.2010 02:58:01	1.25192	\$ -504.99
574	Buy	06.07.2010 14:02:01	1.26106	1.09	07.07.2010 04:00:00	1.25884	\$ -247.43
530	Buy	06.07.2010 07:53:00	110.727	0.48	07.07.2010 07:01:00	109.828	\$ -431.52
575	Buy	07.07.2010 18:05:00	1.26617	1.18	07.07.2010 23:47:06	1.26209	\$ -487.35
531	Buy	07.07.2010 19:44:10	110.85	0.29	09.07.2010 12:00:00	112.06	\$ 350.9
532	Sell	13.07.2010 07:25:00	111.121	0.49	13.07.2010 09:20:00	111.121	\$ 0.0
576	Sell	13.07.2010 06:27:01	1.25477	1.35	13.07.2010 09:51:02	1.25848	\$ -507.59
533	Buy	13.07.2010 20:15:01	112.676	0.3	14.07.2010 09:48:00	112.676	\$ 0.0
577	Buy	13.07.2010 15:37:02	1.27213	1.31	14.07.2010 13:09:01	1.26833	\$ -504.35
717	Buy	14.07.2010 15:03:05	1.27376	1.15	14.07.2010 18:01:05	1.27376	\$ -5.75
534	Buy	15.07.2010 12:21:01	113.288	0.3	16.07.2010 14:03:00	111.939	\$ -404.7
615	Buy	13.07.2010 15:32:00	1.27136	1.16	19.07.2010 00:00:13	1.28884	\$ 2021.88
616	Buy	20.07.2010 06:21:03	1.30213	0.95	20.07.2010 07:32:01	1.29685	\$ -506.35
578	Buy	20.07.2010 06:10:01	1.30056	1.07	20.07.2010 09:28:03	1.29588	\$ -506.11
617	Sell	20.07.2010 11:46:02	1.28691	1.04	20.07.2010 15:17:01	1.29174	\$ -507.51
718	Sell	20.07.2010 10:15:04	1.29126	1.08	20.07.2010 15:17:01	1.29126	\$ -5.4
719	Sell	21.07.2010 09:47:02	1.28283	1.69	21.07.2010 14:22:01	1.28283	\$ -8.45
618	Sell	21.07.2010 09:49:12	1.2823	0.91	22.07.2010 08:05:01	1.2823	\$ -4.55
535	Sell	21.07.2010 10:34:00	111.434	0.28	22.07.2010 09:00:00	111.434	\$ 0.0

720	Buy	23.07.2010 08:44:02	1.29663	1.06	23.07.2010 11:25:02	1.29192	\$ -504.57
619	Buy	23.07.2010 08:36:02	1.29614	0.91	23.07.2010 11:50:03	1.29064	\$ -505.05
721	Sell	23.07.2010 13:14:03	1.28436	0.91	23.07.2010 16:01:00	1.28983	\$ -502.31
579	Buy	27.07.2010 11:08:03	1.30272	0.94	27.07.2010 14:00:00	1.29946	\$ -311.13
536	Buy	27.07.2010 08:08:00	113.481	0.3	27.07.2010 14:13:00	113.481	\$ 0.0
722	Sell	27.07.2010 14:13:01	1.296	0.91	28.07.2010 03:30:02	1.29997	\$ -365.81
580	Buy	29.07.2010 06:46:02	1.30456	1.1	30.07.2010 00:34:04	1.30456	\$ -5.5
620	Buy	29.07.2010 08:11:05	1.3052	0.99	30.07.2010 09:43:04	1.30017	\$ -502.92
723	Sell	30.07.2010 08:03:01	1.30365	1.5	30.07.2010 12:01:00	1.30365	\$ -7.5
621	Buy	02.08.2010 13:45:02	1.31397	1.06	02.08.2010 14:00:01	1.31401	\$ -1.05
581	Buy	02.08.2010 12:46:07	1.31041	1.15	03.08.2010 07:06:01	1.31682	\$ 731.4
622	Buy	03.08.2010 07:47:03	1.32188	1.13	04.08.2010 14:10:05	1.31746	\$ -505.11
724	Sell	04.08.2010 14:08:03	1.31782	1.21	05.08.2010 03:30:03	1.31494	\$ 342.43
623	Buy	05.08.2010 09:40:00	1.32123	0.99	05.08.2010 13:36:02	1.3162	\$ -502.92
624	Buy	06.08.2010 12:43:00	1.32329	1.1	09.08.2010 00:00:02	1.32828	\$ 543.4
725	Buy	06.08.2010 12:44:09	1.32402	1.54	09.08.2010 02:00:05	1.32787	\$ 585.2
537	Sell	06.08.2010 12:35:00	112.696	0.5	09.08.2010 06:00:00	113.691	\$ -497.65
582	Buy	06.08.2010 12:55:05	1.32615	1.23	09.08.2010 07:01:06	1.32828	\$ 255.84
625	Sell	09.08.2010 11:45:03	1.32352	0.99	09.08.2010 12:00:01	1.32443	\$ -95.04
538	Buy	09.08.2010 07:31:00	113.904	0.51	10.08.2010 01:19:03	113.043	\$ -439.11
539	Sell	10.08.2010 14:37:00	112.557	0.52	10.08.2010 16:41:05	112.557	\$ 0.0
583	Sell	10.08.2010 12:37:02	1.31173	1.13	10.08.2010 18:17:24	1.31615	\$ -505.1
584	Sell	11.08.2010 06:14:05	1.30733	1.17	11.08.2010 13:13:02	1.29657	\$ 1253.08
585	Sell	13.08.2010 11:36:09	1.27802	0.91	16.08.2010 12:28:03	1.28352	\$ -505.05
626	Buy	17.08.2010 09:13:00	1.2917	0.93	17.08.2010 10:59:04	1.28631	\$ -505.92
540	Sell	16.08.2010 14:02:00	109.202	0.28	17.08.2010 13:22:00	110.231	\$ -288.12
541	Sell	20.08.2010 00:03:02	109.056	0.34	20.08.2010 18:43:00	109.056	\$ 0.0
627	Sell	20.08.2010 09:43:06	1.27426	0.91	23.08.2010 00:00:00	1.26995	\$ 387.67
628	Sell	23.08.2010 15:01:01	1.26474	1.05	23.08.2010 15:15:05	1.26631	\$ -170.1
726	Sell	23.08.2010 14:26:01	1.26727	1.13	24.08.2010 03:45:06	1.26404	\$ 359.34
586	Sell	20.08.2010 09:45:02	1.27318	1.02	24.08.2010 08:25:00	1.2629	\$ 1043.46
727	Buy	24.08.2010 14:06:02	1.26771	1.09	24.08.2010 20:56:01	1.26313	\$ -504.67
728	Sell	27.08.2010 14:02:00	1.26867	1.14	27.08.2010 15:02:02	1.27304	\$ -503.89
629	Buy	27.08.2010 15:08:02	1.27732	1.0	27.08.2010 17:47:01	1.27233	\$ -504.0
729	Buy	27.08.2010 15:07:02	1.27537	1.12	30.08.2010 04:30:00	1.27388	\$ -172.48
542	Buy	27.08.2010 12:31:00	108.019	0.33	30.08.2010 06:22:05	108.384	\$ 120.45
543	Sell	31.08.2010 01:54:00	106.748	0.35	31.08.2010 07:24:00	106.748	\$ 0.0
587	Buy	01.09.2010 09:28:01	1.27785	1.25	02.09.2010 01:48:09	1.27938	\$ 184.99
730	Buy	03.09.2010 12:32:06	1.28711	1.48	03.09.2010 12:46:02	1.28373	\$ -507.63
630	Buy	01.09.2010 09:34:00	1.27911	0.95	06.09.2010 00:00:01	1.2884	\$ 877.81
731	Buy	03.09.2010 14:05:02	1.28878	1.1	06.09.2010 03:30:03	1.28862	\$ -23.1
732	Sell	06.09.2010 23:28:19	1.28327	2.5	07.09.2010 12:45:04	1.27519	\$ 2007.5
588	Sell	08.09.2010 08:20:02	1.2661	1.48	08.09.2010 09:44:01	1.26913	\$ -455.83
544	Sell	07.09.2010 06:13:00	107.441	0.51	08.09.2010 13:31:00	106.694	\$ 380.97
589	Sell	10.09.2010 01:53:15	1.26577	1.17	10.09.2010 04:48:03	1.26766	\$ -226.99
631	Sell	07.09.2010 00:06:00	1.27982	1.3	13.09.2010 00:00:01	1.276	\$ 490.09
545	Buy	10.09.2010 12:31:00	107.125	0.49	14.09.2010 00:48:00	107.125	\$ 0.0
590	Buy	13.09.2010 15:49:02	1.28779	1.12	14.09.2010 05:50:12	1.28632	\$ -170.24
733	Buy	14.09.2010 14:10:03	1.28971	1.2	15.09.2010 03:30:02	1.29599	\$ 747.59
546	Buy	14.09.2010 15:01:00	107.942	0.27	16.09.2010 08:00:00	111.16	\$ 868.86
734	Buy	16.09.2010 08:44:02	1.30624	1.35	16.09.2010 12:34:06	1.30624	\$ -6.75

632	Buy	14.09.2010 14:46:03	1.2975	1.04	20.09.2010 00:00:01	1.30397	\$ 667.68
547	Sell	21.09.2010 06:56:00	111.589	0.68	21.09.2010 09:12:00	112.271	\$ -463.76
591	Buy	21.09.2010 18:17:26	1.31587	1.2	21.09.2010 18:42:10	1.32618	\$ 1231.19
735	Buy	21.09.2010 18:34:01	1.32381	1.14	22.09.2010 08:00:02	1.32991	\$ 689.71
548	Buy	22.09.2010 02:34:11	112.982	0.59	22.09.2010 15:23:00	112.982	\$ 0.0
736	Buy	24.09.2010 08:18:02	1.33759	0.98	26.09.2010 21:45:02	1.34835	\$ 1049.59
633	Buy	21.09.2010 18:42:10	1.32644	1.07	27.09.2010 00:00:14	1.34794	\$ 2295.15
592	Buy	24.09.2010 12:37:02	1.34387	0.98	27.09.2010 08:50:02	1.34387	\$ -4.9
549	Buy	24.09.2010 04:15:00	113.532	0.39	27.09.2010 21:00:00	113.395	\$ -53.43
737	Sell	27.09.2010 14:15:02	1.34462	1.02	28.09.2010 01:09:12	1.34462	\$ -5.1
738	Sell	28.09.2010 07:00:00	1.34005	1.6	28.09.2010 09:20:01	1.34317	\$ -507.21
593	Buy	28.09.2010 13:09:03	1.35061	1.03	28.09.2010 13:41:02	1.34578	\$ -502.64
739	Buy	28.09.2010 09:52:01	1.34787	1.05	28.09.2010 23:15:16	1.35753	\$ 1009.05
550	Buy	28.09.2010 15:26:00	113.781	0.37	30.09.2010 02:17:02	113.781	\$ 0.0
594	Buy	30.09.2010 09:04:01	1.36458	1.05	30.09.2010 11:56:00	1.36238	\$ -236.25
551	Buy	01.10.2010 08:24:00	114.224	0.43	01.10.2010 14:03:00	114.224	\$ 0.0
634	Buy	28.09.2010 16:22:05	1.359	0.93	04.10.2010 00:00:14	1.37761	\$ 1726.08
595	Buy	01.10.2010 07:17:03	1.36836	0.94	04.10.2010 08:00:02	1.37337	\$ 466.24
635	Sell	04.10.2010 08:57:01	1.36697	0.96	04.10.2010 09:00:01	1.36809	\$ -112.32
596	Buy	05.10.2010 12:40:03	1.38055	1.01	06.10.2010 07:00:00	1.38456	\$ 399.96
552	Buy	05.10.2010 17:44:08	115.281	0.37	07.10.2010 01:44:01	115.281	\$ 0.0
636	Buy	05.10.2010 08:34:01	1.37892	0.92	11.10.2010 00:00:01	1.39951	\$ 1889.69
740	Buy	10.10.2010 21:00:01	1.39826	1.44	11.10.2010 07:12:07	1.39478	\$ -508.31
553	Sell	08.10.2010 12:55:00	113.878	0.51	12.10.2010 05:00:00	113.62	\$ 131.58
741	Buy	14.10.2010 00:12:00	1.40187	2.12	14.10.2010 13:30:01	1.40497	\$ 646.61
597	Buy	14.10.2010 00:14:04	1.40274	0.89	14.10.2010 23:32:05	1.40274	\$ -4.45
598	Buy	15.10.2010 12:16:13	1.41218	0.95	15.10.2010 13:00:00	1.40813	\$ -389.49
637	Buy	14.10.2010 01:32:03	1.4056	0.88	15.10.2010 14:16:01	1.3999	\$ -506.0
554	Sell	15.10.2010 16:05:02	113.719	0.48	18.10.2010 16:01:00	113.491	\$ 109.44
638	Sell	19.10.2010 18:09:00	1.37354	0.77	20.10.2010 06:35:01	1.38002	\$ -502.81
599	Sell	19.10.2010 13:02:08	1.38278	0.88	20.10.2010 08:36:01	1.38278	\$ -4.4
555	Sell	19.10.2010 17:45:04	112.391	0.44	20.10.2010 09:55:00	112.391	\$ 0.0
556	Buy	21.10.2010 08:20:00	113.901	0.4	22.10.2010 00:20:00	112.754	\$ -458.8
639	Buy	25.10.2010 06:40:01	1.40661	0.74	25.10.2010 06:45:00	1.40633	\$ -24.42
600	Buy	25.10.2010 05:46:00	1.4049	0.78	25.10.2010 13:00:01	1.40156	\$ -264.42
557	Sell	25.10.2010 15:04:01	112.583	0.41	27.10.2010 08:00:01	113.153	\$ -233.7
640	Sell	26.10.2010 13:36:02	1.38591	0.79	28.10.2010 10:38:02	1.38591	\$ -3.95
558	Sell	27.10.2010 15:01:01	112.402	0.49	29.10.2010 08:00:00	111.808	\$ 291.06
559	Buy	01.11.2010 00:00:00	113.189	0.38	01.11.2010 12:45:01	111.888	\$ -494.46
601	Buy	02.11.2010 12:20:01	1.4011	1.03	03.11.2010 06:00:00	1.40021	\$ -96.82
641	Buy	02.11.2010 13:42:02	1.40431	0.92	03.11.2010 06:17:11	1.39888	\$ -504.16
742	Buy	03.11.2010 17:06:01	1.4064	1.2	03.11.2010 18:16:32	1.40225	\$ -503.99
642	Buy	03.11.2010 18:21:01	1.4116	1.06	03.11.2010 18:27:02	1.40689	\$ -504.56
560	Buy	02.11.2010 12:20:01	113.306	0.54	04.11.2010 05:00:01	114.244	\$ 506.52
743	Buy	03.11.2010 18:48:02	1.4081	0.78	04.11.2010 08:15:01	1.41766	\$ 741.78
643	Buy	03.11.2010 18:57:00	1.41215	0.88	05.11.2010 10:44:01	1.41215	\$ -4.4
602	Sell	08.11.2010 23:58:00	1.3862	0.98	09.11.2010 09:03:01	1.38616	\$ -0.99
561	Sell	08.11.2010 09:15:00	112.808	0.49	09.11.2010 19:15:00	112.808	\$ 0.0
603	Sell	09.11.2010 18:40:00	1.38209	0.79	10.11.2010 04:35:05	1.3768	\$ 413.96
604	Sell	11.11.2010 14:53:00	1.36691	0.76	12.11.2010 02:08:29	1.36198	\$ 370.88
562	Sell	12.11.2010 07:14:02	111.711	0.4	12.11.2010 08:36:00	111.711	\$ 0.0

605	Sell	15.11.2010 20:57:06	1.35714	0.75	16.11.2010 05:03:01	1.36381	\$ -504.0
744	Sell	16.11.2010 15:42:01	1.35474	0.94	17.11.2010 05:00:01	1.3507	\$ 375.06
644	Sell	16.11.2010 17:11:01	1.34943	0.92	17.11.2010 15:21:03	1.35488	\$ -506.0
563	Buy	18.11.2010 09:00:00	113.44	0.51	18.11.2010 14:30:00	113.44	\$ 0.0
645	Buy	19.11.2010 10:42:00	1.37235	1.06	19.11.2010 13:02:02	1.36764	\$ -504.56
606	Sell	23.11.2010 14:50:00	1.34467	1.07	24.11.2010 09:01:00	1.33224	\$ 1324.67
646	Sell	23.11.2010 15:21:01	1.34128	0.86	24.11.2010 14:35:00	1.34128	\$ -4.3
564	Sell	23.11.2010 13:45:00	112.456	0.47	25.11.2010 06:00:02	111.259	\$ 562.59
607	Sell	26.11.2010 06:49:01	1.32839	0.94	28.11.2010 22:00:00	1.32839	\$ -4.7
647	Sell	29.11.2010 14:00:00	1.31095	0.89	29.11.2010 14:15:07	1.31148	\$ -51.61
745	Sell	29.11.2010 10:09:01	1.32132	1.25	29.11.2010 23:30:08	1.31198	\$ 1161.26
608	Sell	29.11.2010 11:06:00	1.31818	1.01	30.11.2010 05:10:01	1.31004	\$ 817.09
565	Sell	29.11.2010 13:58:00	110.554	0.38	01.12.2010 06:00:00	108.727	\$ 694.26
648	Sell	30.11.2010 09:19:01	1.30098	0.92	01.12.2010 08:13:00	1.3064	\$ -503.24
746	Sell	02.12.2010 14:00:00	1.30731	0.94	02.12.2010 14:35:00	1.31263	\$ -504.79
747	Buy	02.12.2010 16:30:00	1.32368	0.75	03.12.2010 06:00:00	1.32192	\$ -135.75
649	Buy	03.12.2010 13:31:00	1.32798	0.9	06.12.2010 00:00:00	1.34128	\$ 1192.49
609	Buy	03.12.2010 13:39:00	1.32999	0.88	06.12.2010 00:30:00	1.33773	\$ 676.72
566	Sell	06.12.2010 10:35:00	109.824	0.4	07.12.2010 09:05:01	110.539	\$ -286.0
610	Sell	09.12.2010 15:14:01	1.31798	0.98	09.12.2010 18:02:00	1.32308	\$ -504.69
650	Buy	13.12.2010 14:34:00	1.33237	1.28	13.12.2010 14:45:03	1.33118	\$ -158.73
567	Buy	13.12.2010 14:54:00	111.642	0.59	13.12.2010 18:06:00	111.642	\$ 0.0
611	Buy	13.12.2010 18:13:01	1.34	1.16	14.12.2010 14:20:01	1.34	\$ -5.8
651	Sell	15.12.2010 19:56:01	1.32109	0.95	16.12.2010 09:38:01	1.32637	\$ -506.35
652	Buy	17.12.2010 06:30:00	1.3325	1.15	17.12.2010 11:50:01	1.32814	\$ -507.15
612	Sell	17.12.2010 15:36:00	1.31809	1.01	20.12.2010 00:08:01	1.31812	\$ -8.08
748	Sell	20.12.2010 15:18:00	1.3114	1.34	21.12.2010 01:10:03	1.31512	\$ -505.17
568	Sell	17.12.2010 14:34:00	111.071	0.48	21.12.2010 07:00:00	110.256	\$ 391.2
613	Sell	21.12.2010 18:19:00	1.30943	1.13	22.12.2010 00:49:00	1.31166	\$ -257.65
569	Sell	21.12.2010 23:15:00	109.564	0.59	22.12.2010 23:50:01	109.564	\$ 0.0
614	Sell	23.12.2010 13:13:02	1.30732	1.36	23.12.2010 16:20:00	1.311	\$ -507.28
749	Sell	26.12.2010 23:14:00	1.30903	2.5	27.12.2010 00:18:00	1.30903	\$ -12.5
653	Buy	28.12.2010 00:31:00	1.32499	1.49	28.12.2010 06:59:00	1.32162	\$ -509.59
750	Buy	28.12.2010 00:30:00	1.32399	2.5	28.12.2010 06:59:00	1.32199	\$ -512.49
615	Buy	27.12.2010 23:47:02	1.31806	1.67	28.12.2010 11:36:00	1.32581	\$ 1285.89
570	Sell	28.12.2010 12:58:00	108.408	0.67	30.12.2010 05:00:03	107.808	\$ 402.0
751	Buy	29.12.2010 16:43:00	1.31815	1.84	30.12.2010 06:00:01	1.32342	\$ 960.48
616	Buy	30.12.2010 13:05:00	1.3274	1.45	31.12.2010 03:00:17	1.3291	\$ 239.26
654	Buy	29.12.2010 18:03:01	1.321	1.28	03.01.2011 00:00:00	1.3356	\$ 1862.4
571	Buy	03.01.2011 15:52:01	108.92	0.39	04.01.2011 00:29:02	108.92	\$ 0.0
617	Buy	04.01.2011 13:08:00	1.34238	1.2	04.01.2011 14:43:00	1.3382	\$ -507.61
618	Sell	06.01.2011 07:42:00	1.31255	1.09	06.01.2011 18:36:03	1.29985	\$ 1378.85
572	Sell	06.01.2011 15:49:00	108.498	0.63	07.01.2011 06:01:00	108.498	\$ 0.0
655	Sell	05.01.2011 14:15:00	1.31505	1.04	10.01.2011 00:00:01	1.28962	\$ 2639.53
752	Sell	07.01.2011 16:40:00	1.29192	0.77	10.01.2011 01:47:01	1.29192	\$ -3.85
753	Sell	11.01.2011 14:46:00	1.29278	1.36	11.01.2011 16:08:00	1.29647	\$ -508.64
754	Buy	11.01.2011 16:24:00	1.29735	1.12	12.01.2011 00:19:00	1.29735	\$ -5.6
656	Buy	12.01.2011 19:35:00	1.31412	1.04	13.01.2011 05:57:00	1.30933	\$ -503.37
619	Buy	12.01.2011 18:24:00	1.3131	1.05	13.01.2011 08:13:00	1.31256	\$ -61.95
657	Buy	13.01.2011 13:52:00	1.32756	1.03	17.01.2011 00:00:01	1.33784	\$ 1053.69
620	Buy	18.01.2011 14:38:00	1.34521	1.05	18.01.2011 15:49:00	1.34043	\$ -507.14

573	Buy	18.01.2011 14:38:00	110.994	0.62	20.01.2011 07:00:00	110.56	\$ -269.08
658	Buy	18.01.2011 08:36:00	1.33848	1.13	24.01.2011 00:00:01	1.36188	\$ 2638.54
574	Buy	20.01.2011 13:36:00	111.156	0.59	24.01.2011 06:00:00	112.508	\$ 797.68
621	Buy	21.01.2011 08:03:00	1.35379	0.97	24.01.2011 09:00:00	1.35726	\$ 331.73
755	Buy	24.01.2011 14:51:00	1.36514	1.28	25.01.2011 04:00:00	1.36514	\$ -6.4
622	Buy	24.01.2011 14:49:00	1.36417	1.01	25.01.2011 06:35:00	1.36425	\$ 3.03
623	Buy	25.01.2011 20:22:00	1.36853	1.0	26.01.2011 06:53:00	1.36845	\$ -13.0
756	Sell	27.01.2011 07:55:00	1.36654	2.34	27.01.2011 08:21:01	1.36654	\$ -11.7
757	Buy	27.01.2011 11:10:00	1.37547	2.5	27.01.2011 11:21:01	1.37347	\$ -512.52
624	Buy	27.01.2011 10:33:00	1.37276	1.05	27.01.2011 12:29:00	1.371	\$ -190.05
575	Buy	26.01.2011 17:22:00	112.9	0.5	28.01.2011 08:20:00	113.04	\$ 70.0
659	Sell	28.01.2011 15:37:00	1.36345	1.15	31.01.2011 00:00:00	1.3573	\$ 701.51
758	Sell	28.01.2011 15:36:00	1.36357	1.01	31.01.2011 05:00:00	1.36048	\$ 307.04
576	Sell	28.01.2011 16:15:00	111.947	0.61	31.01.2011 09:04:00	111.947	\$ 0.0
660	Buy	31.01.2011 12:44:00	1.36901	0.94	31.01.2011 12:45:00	1.36952	\$ 43.24
625	Buy	01.02.2011 07:54:00	1.37572	1.06	01.02.2011 08:00:00	1.37419	\$ -167.49
661	Buy	01.02.2011 17:38:00	1.38298	1.13	02.02.2011 14:08:00	1.37854	\$ -507.36
577	Sell	03.02.2011 13:50:00	111.867	0.75	03.02.2011 15:03:00	111.867	\$ 0.0
759	Sell	03.02.2011 13:38:00	1.3699	1.41	04.02.2011 03:00:00	1.36392	\$ 836.13
760	Sell	04.02.2011 13:38:00	1.35918	2.28	04.02.2011 17:45:00	1.35918	\$ -11.4
662	Sell	03.02.2011 13:34:00	1.37238	1.31	07.02.2011 00:00:00	1.35742	\$ 1953.22
626	Sell	04.02.2011 14:49:00	1.35699	1.25	07.02.2011 02:13:00	1.36098	\$ -505.01
663	Buy	09.02.2011 15:04:00	1.37087	1.32	09.02.2011 16:28:00	1.36707	\$ -508.2
627	Sell	11.02.2011 14:17:00	1.35079	1.3	11.02.2011 15:01:00	1.35465	\$ -508.3
664	Sell	14.02.2011 10:48:00	1.34501	1.21	14.02.2011 11:00:00	1.34667	\$ -206.89
578	Sell	14.02.2011 08:28:00	112.354	0.56	14.02.2011 11:47:00	112.354	\$ 0.0
761	Sell	14.02.2011 08:28:00	1.34912	2.05	14.02.2011 17:24:01	1.34912	\$ -10.25
579	Buy	16.02.2011 06:52:00	113.44	0.67	17.02.2011 23:00:00	113.362	\$ -52.26
628	Buy	17.02.2011 14:52:00	1.36058	1.16	18.02.2011 03:00:10	1.35962	\$ -117.16
629	Buy	18.02.2011 13:07:00	1.36268	1.2	18.02.2011 14:09:03	1.36223	\$ -60.0
762	Buy	18.02.2011 13:01:00	1.36161	1.32	21.02.2011 02:30:04	1.36894	\$ 960.95
580	Buy	18.02.2011 13:13:00	113.675	0.6	21.02.2011 02:57:00	113.675	\$ 0.0
581	Sell	22.02.2011 00:45:00	112.938	0.64	22.02.2011 10:31:00	112.938	\$ 0.0
665	Sell	22.02.2011 01:17:00	1.36197	1.62	22.02.2011 10:35:00	1.36197	\$ -8.1
763	Sell	22.02.2011 00:36:00	1.36445	2.5	22.02.2011 10:48:00	1.36445	\$ -12.5
630	Buy	23.02.2011 06:53:01	1.37147	1.23	24.02.2011 06:04:00	1.37599	\$ 549.82
764	Buy	24.02.2011 09:36:00	1.37988	1.44	24.02.2011 11:35:01	1.3764	\$ -508.31
631	Buy	24.02.2011 09:21:00	1.37863	1.25	24.02.2011 12:00:00	1.37599	\$ -336.25
582	Sell	24.02.2011 07:59:00	112.224	0.46	24.02.2011 15:18:00	113.01	\$ -361.56
666	Sell	25.02.2011 14:55:00	1.37331	1.2	28.02.2011 00:00:00	1.37347	\$ -25.2
583	Sell	27.02.2011 23:09:00	112.18	0.45	28.02.2011 08:47:00	112.86	\$ -306.0
632	Buy	28.02.2011 10:21:00	1.38377	1.33	28.02.2011 16:00:00	1.38117	\$ -352.44
584	Buy	01.03.2011 08:56:00	113.711	0.59	01.03.2011 17:05:00	113.025	\$ -404.74
633	Buy	02.03.2011 13:49:00	1.38544	1.39	03.03.2011 06:23:00	1.38648	\$ 137.61
765	Sell	03.03.2011 13:31:00	1.38365	1.56	03.03.2011 13:32:00	1.38686	\$ -508.57
766	Buy	03.03.2011 13:33:00	1.38994	1.62	04.03.2011 03:00:02	1.39536	\$ 869.94
585	Buy	03.03.2011 13:31:00	113.727	0.54	04.03.2011 16:10:02	114.877	\$ 621.0
767	Buy	04.03.2011 14:43:00	1.4	1.62	04.03.2011 16:10:02	1.39692	\$ -507.06
667	Buy	03.03.2011 13:34:00	1.39103	1.63	07.03.2011 00:00:00	1.39901	\$ 1292.59
668	Buy	07.03.2011 09:48:00	1.40318	1.38	07.03.2011 10:00:00	1.40267	\$ -77.28
768	Buy	07.03.2011 09:21:01	1.40145	1.87	07.03.2011 16:28:00	1.39878	\$ -508.65

669	Sell	08.03.2011 12:59:00	1.38985	1.65	09.03.2011 11:45:00	1.39289	\$ -509.84
769	Buy	09.03.2011 11:23:00	1.39162	1.51	10.03.2011 00:45:00	1.39133	\$ -51.35
670	Sell	10.03.2011 07:10:00	1.38377	1.39	11.03.2011 08:08:00	1.38377	\$ -6.95
634	Sell	10.03.2011 07:01:00	1.38554	1.58	11.03.2011 10:22:00	1.37731	\$ 1292.44
770	Sell	11.03.2011 10:23:00	1.37638	1.3	11.03.2011 14:38:00	1.38021	\$ -504.41
586	Sell	10.03.2011 07:15:00	114.547	0.64	14.03.2011 00:00:00	113.305	\$ 794.88
671	Buy	13.03.2011 21:00:12	1.3951	1.24	14.03.2011 00:00:00	1.39344	\$ -212.04
635	Buy	15.03.2011 18:58:00	1.40028	1.19	15.03.2011 22:08:10	1.399	\$ -158.26
587	Sell	15.03.2011 12:21:01	112.456	0.3	16.03.2011 23:00:00	109.371	\$ 925.5
636	Buy	17.03.2011 09:40:00	1.40127	1.13	18.03.2011 12:29:00	1.41405	\$ 1438.48
672	Buy	21.03.2011 17:59:00	1.42237	1.48	21.03.2011 18:00:00	1.42231	\$ -16.27
588	Buy	18.03.2011 02:40:00	114.675	0.17	21.03.2011 19:00:00	115.324	\$ 110.33
673	Sell	25.03.2011 13:16:00	1.41138	1.3	25.03.2011 15:00:00	1.41523	\$ -507.0
637	Sell	27.03.2011 21:00:00	1.40533	1.36	27.03.2011 23:58:00	1.40353	\$ 237.99
589	Buy	28.03.2011 14:34:00	115.212	0.46	30.03.2011 07:00:00	116.752	\$ 708.4
771	Buy	30.03.2011 16:26:00	1.41294	1.35	31.03.2011 03:28:00	1.41294	\$ -6.75
638	Buy	31.03.2011 09:00:00	1.42158	1.28	31.03.2011 12:46:00	1.41766	\$ -508.15
772	Sell	01.04.2011 12:37:00	1.40982	1.56	01.04.2011 14:06:01	1.40982	\$ -7.8
674	Sell	01.04.2011 13:46:00	1.40683	1.33	01.04.2011 14:09:00	1.41058	\$ -505.41
639	Buy	01.04.2011 18:27:00	1.42328	1.26	04.04.2011 01:07:00	1.4234	\$ 8.83
773	Buy	01.04.2011 15:20:00	1.41894	0.93	04.04.2011 04:45:06	1.42228	\$ 305.97
590	Buy	05.04.2011 14:47:01	120.064	0.45	07.04.2011 07:00:00	121.818	\$ 789.3
640	Buy	06.04.2011 05:59:01	1.42678	1.32	07.04.2011 07:00:00	1.42949	\$ 351.12
641	Buy	08.04.2011 01:27:00	1.43489	1.46	08.04.2011 13:56:01	1.44408	\$ 1334.43
774	Buy	08.04.2011 01:18:00	1.43415	2.5	08.04.2011 14:45:03	1.44292	\$ 2180.0
591	Buy	08.04.2011 01:51:01	122.619	0.23	08.04.2011 15:12:03	122.619	\$ 0.0
675	Buy	08.04.2011 03:16:00	1.43738	1.26	11.04.2011 00:00:01	1.44799	\$ 1330.56
592	Sell	12.04.2011 03:08:00	120.743	0.33	12.04.2011 07:38:00	121.748	\$ -331.65
642	Buy	12.04.2011 12:21:00	1.44872	1.4	12.04.2011 15:20:00	1.44515	\$ -506.79
643	Sell	14.04.2011 11:03:01	1.4377	1.26	14.04.2011 12:37:00	1.44167	\$ -506.51
593	Sell	14.04.2011 09:35:01	120.147	0.27	14.04.2011 13:58:00	120.147	\$ 0.0
676	Sell	15.04.2011 13:30:00	1.44038	1.18	15.04.2011 15:27:00	1.44463	\$ -507.41
644	Sell	18.04.2011 01:01:02	1.43649	1.2	18.04.2011 14:01:00	1.42576	\$ 1281.6
594	Sell	18.04.2011 01:07:01	119.251	0.3	19.04.2011 09:49:00	118.119	\$ 339.6
645	Buy	20.04.2011 10:42:00	1.45192	1.12	21.04.2011 09:25:00	1.46424	\$ 1374.23
677	Buy	19.04.2011 11:42:00	1.43154	0.92	25.04.2011 00:00:00	1.45887	\$ 2509.76
775	Buy	25.04.2011 00:00:00	1.46023	2.5	25.04.2011 00:58:04	1.45823	\$ -512.49
776	Sell	25.04.2011 02:11:00	1.45366	1.7	25.04.2011 04:38:09	1.4566	\$ -508.29
678	Sell	26.04.2011 00:53:00	1.44973	1.34	26.04.2011 01:46:00	1.45347	\$ -507.85
595	Sell	26.04.2011 00:15:00	118.619	0.45	26.04.2011 08:44:00	119.456	\$ -376.65
646	Buy	26.04.2011 09:16:00	1.46482	1.4	26.04.2011 10:12:01	1.46126	\$ -505.41
647	Buy	27.04.2011 17:20:00	1.47111	1.27	27.04.2011 18:17:00	1.47045	\$ -90.16
679	Buy	27.04.2011 17:54:00	1.4741	1.19	02.05.2011 00:00:00	1.48152	\$ 877.04
648	Buy	02.05.2011 14:30:00	1.48788	1.07	02.05.2011 19:00:00	1.48469	\$ -346.68
596	Sell	02.05.2011 23:48:00	120.046	0.51	03.05.2011 15:01:00	120.046	\$ 0.0
649	Buy	04.05.2011 12:19:01	1.49015	1.11	04.05.2011 15:20:00	1.48563	\$ -507.26
650	Sell	05.05.2011 12:32:00	1.4754	1.07	05.05.2011 14:31:00	1.4628	\$ 1342.84
777	Sell	05.05.2011 12:34:00	1.47277	1.18	06.05.2011 02:00:00	1.45806	\$ 1729.89
680	Sell	05.05.2011 12:34:00	1.47252	1.02	09.05.2011 00:00:01	1.43897	\$ 3417.0
597	Sell	05.05.2011 09:38:00	119.2	0.3	09.05.2011 02:00:00	115.985	\$ 964.5
778	Sell	06.05.2011 16:11:00	1.44291	0.66	09.05.2011 05:30:05	1.4393	\$ 234.96

651	Sell	11.05.2011 16:13:00	1.42557	0.81	12.05.2011 06:01:01	1.42065	\$ 394.47
598	Sell	11.05.2011 17:34:00	114.781	0.33	12.05.2011 11:53:00	114.781	\$ 0.0
681	Sell	11.05.2011 13:19:00	1.43192	0.99	13.05.2011 08:10:00	1.43192	\$ -4.95
652	Sell	13.05.2011 16:07:00	1.4123	0.94	15.05.2011 23:14:00	1.4084	\$ 361.89
599	Sell	13.05.2011 15:45:00	114.169	0.27	16.05.2011 01:55:00	114.169	\$ 0.0
600	Buy	17.05.2011 06:37:00	115.562	0.31	17.05.2011 11:48:00	115.562	\$ 0.0
653	Buy	19.05.2011 16:30:00	1.43059	0.97	20.05.2011 08:16:00	1.43254	\$ 184.3
682	Sell	20.05.2011 10:55:00	1.42537	1.06	23.05.2011 00:00:01	1.41179	\$ 1434.18
601	Sell	22.05.2011 23:14:00	115.214	0.47	23.05.2011 18:37:00	115.214	\$ 0.0
654	Sell	23.05.2011 01:23:00	1.40913	1.01	24.05.2011 08:02:00	1.40913	\$ -5.05
602	Buy	26.05.2011 07:01:00	116.178	0.3	26.05.2011 13:55:00	115.084	\$ -328.2
655	Buy	27.05.2011 03:15:00	1.42324	1.02	27.05.2011 09:31:00	1.41835	\$ -503.88
683	Buy	30.05.2011 23:01:00	1.43283	1.58	30.05.2011 23:15:08	1.43377	\$ 140.61
779	Buy	30.05.2011 22:57:01	1.43154	2.5	31.05.2011 12:15:00	1.43842	\$ 1707.51
603	Buy	31.05.2011 01:44:00	116.383	0.28	31.05.2011 14:20:00	116.808	\$ 119.0
684	Sell	01.06.2011 19:47:00	1.43357	1.05	02.06.2011 06:47:00	1.43832	\$ -504.0
656	Buy	02.06.2011 10:00:00	1.44584	1.3	02.06.2011 15:17:00	1.44201	\$ -504.39
685	Buy	03.06.2011 13:46:00	1.45474	1.12	06.06.2011 00:00:00	1.46534	\$ 1181.6
657	Buy	07.06.2011 07:49:00	1.46576	1.18	07.06.2011 08:00:00	1.46589	\$ 9.45
604	Buy	07.06.2011 08:34:00	117.703	0.4	08.06.2011 02:03:00	117.025	\$ -271.2
686	Sell	08.06.2011 15:13:00	1.45874	1.4	09.06.2011 01:09:00	1.46231	\$ -506.79
605	Sell	08.06.2011 10:44:00	116.575	0.43	09.06.2011 03:04:00	117.392	\$ -351.31
687	Sell	09.06.2011 13:26:00	1.44847	1.19	09.06.2011 15:39:01	1.45268	\$ -506.94
780	Sell	09.06.2011 12:50:00	1.45329	1.41	09.06.2011 15:50:04	1.45329	\$ -7.05
658	Sell	10.06.2011 07:21:00	1.44548	1.32	10.06.2011 09:18:01	1.44927	\$ -506.88
606	Sell	09.06.2011 12:46:00	116.288	0.41	13.06.2011 05:00:02	115.527	\$ 312.01
688	Buy	13.06.2011 14:21:00	1.44008	1.04	13.06.2011 14:30:00	1.43998	\$ -15.6
689	Sell	15.06.2011 12:32:00	1.42667	1.26	15.06.2011 14:02:00	1.43064	\$ -506.52
659	Sell	15.06.2011 09:29:00	1.43201	1.19	15.06.2011 15:50:02	1.42143	\$ 1253.08
607	Sell	15.06.2011 15:37:00	114.94	0.47	16.06.2011 01:31:00	114.94	\$ 0.0
608	Buy	20.06.2011 15:25:00	114.973	0.37	22.06.2011 08:00:00	115.511	\$ 199.06
660	Sell	23.06.2011 14:48:00	1.41269	1.02	23.06.2011 16:03:00	1.41761	\$ -506.94
661	Sell	27.06.2011 00:32:00	1.41268	0.98	27.06.2011 07:02:00	1.41545	\$ -276.35
609	Sell	24.06.2011 10:47:01	113.833	0.38	27.06.2011 10:09:00	114.79	\$ -363.66
781	Buy	28.06.2011 14:15:00	1.43644	0.96	29.06.2011 03:45:07	1.43523	\$ -120.96
662	Buy	29.06.2011 11:00:00	1.44412	0.9	29.06.2011 12:46:00	1.43858	\$ -503.1
610	Buy	30.06.2011 15:02:00	117.183	0.45	04.07.2011 05:15:00	117.183	\$ 0.0
663	Buy	03.07.2011 23:01:00	1.45503	1.09	04.07.2011 06:00:01	1.45256	\$ -274.68
782	Sell	05.07.2011 01:45:00	1.44782	2.1	05.07.2011 15:15:00	1.44568	\$ 438.88
690	Sell	05.07.2011 18:35:00	1.44047	1.19	06.07.2011 00:59:03	1.44468	\$ -506.94
664	Sell	06.07.2011 10:32:00	1.43384	1.26	07.07.2011 00:00:00	1.43384	\$ -6.3
611	Sell	05.07.2011 18:30:00	116.85	0.53	07.07.2011 11:00:01	115.739	\$ 588.83
691	Sell	06.07.2011 11:13:00	1.43205	1.2	07.07.2011 14:01:00	1.43205	\$ -6.0
783	Buy	07.07.2011 14:03:00	1.43307	1.0	08.07.2011 03:30:01	1.43504	\$ 192.01
665	Sell	08.07.2011 12:32:00	1.42229	1.19	08.07.2011 12:34:00	1.42648	\$ -504.57
692	Sell	08.07.2011 08:10:00	1.43079	1.18	08.07.2011 12:42:00	1.43079	\$ -5.9
693	Sell	11.07.2011 14:52:00	1.40002	0.79	11.07.2011 15:00:00	1.39915	\$ 64.78
612	Sell	08.07.2011 12:30:00	115.516	0.58	12.07.2011 05:00:00	111.766	\$ 2175.0
666	Buy	21.07.2011 06:28:00	1.42802	0.93	21.07.2011 07:26:01	1.42603	\$ -189.72
784	Sell	21.07.2011 09:30:00	1.41523	1.23	21.07.2011 11:55:00	1.41928	\$ -504.3
667	Buy	21.07.2011 12:31:00	1.4291	1.01	21.07.2011 20:53:00	1.44245	\$ 1343.3



785	Buy	21.07.2011 12:31:00	1.42785	0.81	22.07.2011 02:00:00	1.43869	\$ 873.99
613	Buy	21.07.2011 12:45:00	112.682	0.35	22.07.2011 12:20:00	112.682	\$ 0.0
786	Buy	26.07.2011 01:51:00	1.44215	2.21	26.07.2011 15:15:01	1.45036	\$ 1803.35
668	Buy	26.07.2011 02:46:00	1.44373	1.0	27.07.2011 01:59:00	1.45076	\$ 698.0
694	Buy	26.07.2011 02:49:01	1.44562	1.09	27.07.2011 11:26:00	1.44562	\$ -5.45
695	Sell	28.07.2011 10:11:00	1.42889	1.04	28.07.2011 21:02:01	1.43369	\$ -504.4
614	Sell	27.07.2011 15:02:00	112.023	0.58	29.07.2011 08:00:00	110.824	\$ 695.42
787	Buy	29.07.2011 13:27:00	1.43617	0.98	29.07.2011 19:00:00	1.43617	\$ -4.9
696	Sell	01.08.2011 14:48:00	1.42415	0.98	01.08.2011 15:00:00	1.42003	\$ 398.86
615	Sell	01.08.2011 13:25:00	110.368	0.24	01.08.2011 21:44:00	110.303	\$ 15.6
669	Sell	01.08.2011 14:54:00	1.42301	0.98	02.08.2011 00:43:04	1.42811	\$ -504.7
788	Sell	01.08.2011 13:51:00	1.43321	1.23	02.08.2011 03:15:00	1.42657	\$ 810.58
697	Buy	03.08.2011 09:03:00	1.43087	0.79	04.08.2011 01:57:00	1.43087	\$ -3.95
698	Sell	04.08.2011 12:46:00	1.41636	0.82	04.08.2011 13:02:00	1.42246	\$ -504.29
616	Buy	04.08.2011 01:12:00	112.252	0.23	04.08.2011 13:36:00	112.259	\$ 1.61
670	Sell	04.08.2011 13:51:00	1.41453	0.84	05.08.2011 07:26:00	1.41453	\$ -4.2
699	Buy	07.08.2011 21:00:00	1.4404	0.62	07.08.2011 22:19:04	1.43238	\$ -500.34
671	Buy	07.08.2011 21:00:00	1.43676	0.72	07.08.2011 22:58:00	1.42986	\$ -500.4
617	Sell	08.08.2011 14:30:00	109.921	0.25	09.08.2011 21:45:00	111.114	\$ -298.25
700	Buy	09.08.2011 20:29:00	1.43708	0.57	10.08.2011 12:54:00	1.42833	\$ -501.6
618	Sell	10.08.2011 13:00:00	109.077	0.22	10.08.2011 17:55:00	109.077	\$ 0.0
701	Buy	15.08.2011 14:00:00	1.44558	1.08	15.08.2011 14:15:00	1.44505	\$ -62.64
672	Buy	15.08.2011 13:27:00	1.44008	0.72	16.08.2011 11:00:00	1.4361	\$ -290.16
789	Sell	17.08.2011 07:06:00	1.43538	1.77	17.08.2011 07:29:00	1.4382	\$ -507.99
702	Buy	17.08.2011 13:46:00	1.45042	0.91	17.08.2011 14:57:00	1.44495	\$ -502.32
673	Buy	17.08.2011 11:11:00	1.44727	1.11	17.08.2011 15:35:00	1.44276	\$ -506.16
703	Sell	18.08.2011 14:22:00	1.42783	0.96	18.08.2011 15:23:00	1.43305	\$ -505.93
619	Sell	18.08.2011 13:37:00	109.787	0.5	18.08.2011 19:55:00	109.787	\$ 0.0
790	Buy	19.08.2011 12:00:00	1.43834	0.92	19.08.2011 15:35:00	1.43834	\$ -4.6
704	Buy	19.08.2011 12:03:00	1.44006	0.86	22.08.2011 00:00:00	1.43663	\$ -299.28
705	Buy	23.08.2011 08:05:00	1.44822	1.42	23.08.2011 09:00:00	1.44471	\$ -505.52
791	Buy	23.08.2011 08:00:00	1.44714	1.62	23.08.2011 09:01:00	1.44405	\$ -508.68
620	Buy	24.08.2011 17:28:00	111.1	0.37	25.08.2011 13:55:00	111.1	\$ 0.0
792	Sell	25.08.2011 14:26:00	1.43761	1.15	26.08.2011 03:45:00	1.4413	\$ -430.09
621	Sell	26.08.2011 14:10:00	110.116	0.55	26.08.2011 16:29:00	111.021	\$ -497.53
793	Buy	26.08.2011 15:50:00	1.44705	0.81	29.08.2011 00:55:00	1.44705	\$ -4.05
622	Buy	29.08.2011 13:30:00	111.647	0.36	29.08.2011 15:50:00	111.647	\$ 0.0
674	Buy	26.08.2011 16:29:00	1.44995	1.09	29.08.2011 18:00:08	1.44959	\$ -44.69
794	Sell	30.08.2011 06:43:00	1.44825	2.5	30.08.2011 07:03:00	1.45025	\$ -512.49
795	Sell	30.08.2011 08:30:00	1.44433	1.7	30.08.2011 13:56:00	1.44433	\$ -8.5
706	Sell	30.08.2011 08:24:00	1.44557	1.39	31.08.2011 07:59:00	1.44557	\$ -6.95
623	Sell	31.08.2011 14:59:00	110.097	0.6	01.09.2011 01:14:01	110.702	\$ -363.0
796	Sell	31.08.2011 14:10:00	1.44102	1.56	01.09.2011 03:30:00	1.43699	\$ 620.88
675	Sell	01.09.2011 07:13:00	1.43277	1.2	01.09.2011 14:34:00	1.42299	\$ 1167.61
624	Sell	01.09.2011 08:39:00	109.882	0.35	02.09.2011 00:50:00	109.882	\$ 0.0
707	Sell	31.08.2011 17:47:00	1.43845	1.32	05.09.2011 00:00:01	1.41495	\$ 3095.4
797	Sell	02.09.2011 13:36:00	1.42076	1.09	05.09.2011 03:00:05	1.41702	\$ 402.22
798	Buy	06.09.2011 08:04:00	1.41588	1.39	06.09.2011 08:47:01	1.41588	\$ -6.95
708	Buy	06.09.2011 08:05:00	1.41769	1.19	06.09.2011 11:34:00	1.4135	\$ -504.57
625	Buy	06.09.2011 08:13:00	109.891	0.61	06.09.2011 11:58:01	109.073	\$ -499.26
676	Sell	06.09.2011 12:46:00	1.40386	1.1	06.09.2011 13:54:00	1.40686	\$ -335.5

709	Sell	06.09.2011 15:13:00	1.3975	1.16	06.09.2011 15:37:00	1.40181	\$ -505.76
626	Sell	08.09.2011 16:45:00	107.825	0.69	08.09.2011 23:09:03	107.825	\$ 0.0
799	Sell	08.09.2011 12:37:00	1.39899	1.43	09.09.2011 02:00:00	1.39319	\$ 822.27
677	Sell	08.09.2011 12:48:00	1.39741	1.01	09.09.2011 09:18:00	1.38338	\$ 1411.98
710	Sell	08.09.2011 12:47:00	1.39797	1.17	12.09.2011 00:00:00	1.3584	\$ 4623.84
800	Buy	15.09.2011 13:14:00	1.3906	1.06	15.09.2011 13:42:00	1.38586	\$ -507.74
627	Buy	15.09.2011 13:00:00	106.282	0.41	16.09.2011 12:10:01	105.592	\$ -282.9
711	Sell	16.09.2011 08:10:00	1.37778	0.89	16.09.2011 13:58:00	1.38343	\$ -507.3
628	Sell	19.09.2011 13:21:00	104.539	0.41	19.09.2011 18:08:00	104.539	\$ 0.0
678	Sell	21.09.2011 20:01:00	1.35867	0.93	22.09.2011 01:35:00	1.35774	\$ 81.84
801	Sell	21.09.2011 19:24:00	1.36515	0.75	22.09.2011 08:45:00	1.35282	\$ 921.0
629	Sell	21.09.2011 20:50:00	103.95	0.33	23.09.2011 13:00:01	102.693	\$ 414.81
679	Sell	26.09.2011 06:03:01	1.33871	0.72	26.09.2011 08:25:00	1.34562	\$ -501.13
630	Sell	26.09.2011 05:07:00	102.192	0.24	27.09.2011 02:36:00	103.524	\$ -319.68
712	Sell	02.10.2011 21:00:20	1.33727	0.85	03.10.2011 00:00:00	1.33586	\$ 115.6
680	Sell	02.10.2011 21:00:20	1.33652	0.84	03.10.2011 01:06:00	1.33571	\$ 63.83
713	Sell	03.10.2011 18:47:00	1.32004	0.88	03.10.2011 19:00:00	1.32216	\$ -190.96
631	Sell	30.09.2011 13:33:00	103.043	0.31	04.10.2011 06:00:00	101.319	\$ 534.44
802	Buy	06.10.2011 08:21:00	1.33954	1.79	06.10.2011 09:13:00	1.33674	\$ -510.15
714	Buy	04.10.2011 14:44:00	1.32766	0.76	06.10.2011 11:47:00	1.32766	\$ -3.8
803	Sell	06.10.2011 11:47:00	1.32789	1.01	06.10.2011 13:41:00	1.33286	\$ -507.02
804	Buy	06.10.2011 14:10:00	1.33533	0.73	07.10.2011 03:30:00	1.34299	\$ 555.53
681	Buy	07.10.2011 12:37:00	1.35105	0.84	07.10.2011 16:19:00	1.34506	\$ -507.36
715	Buy	07.10.2011 12:36:00	1.35003	1.07	07.10.2011 16:19:00	1.34534	\$ -507.17
632	Buy	06.10.2011 14:24:01	102.78	0.4	07.10.2011 16:41:00	102.988	\$ 83.2
805	Sell	07.10.2011 16:31:00	1.34236	0.79	07.10.2011 19:31:01	1.34236	\$ -3.95
682	Buy	10.10.2011 07:57:02	1.35242	0.9	10.10.2011 15:00:00	1.36622	\$ 1237.5
633	Buy	10.10.2011 08:15:00	103.863	0.31	12.10.2011 01:00:00	104.365	\$ 155.62
683	Buy	12.10.2011 08:11:00	1.36973	0.97	12.10.2011 17:01:00	1.383	\$ 1282.34
634	Buy	12.10.2011 08:11:01	104.996	0.49	13.10.2011 08:36:00	105.971	\$ 477.75
716	Buy	12.10.2011 09:20:00	1.37951	0.94	13.10.2011 08:36:00	1.37419	\$ -504.79
806	Sell	13.10.2011 08:36:00	1.37409	1.19	13.10.2011 15:33:00	1.37409	\$ -5.95
684	Buy	14.10.2011 13:12:00	1.38331	0.98	17.10.2011 00:03:01	1.38632	\$ 290.08
635	Buy	14.10.2011 14:30:00	107.056	0.43	17.10.2011 09:47:00	107.056	\$ 0.0
717	Sell	17.10.2011 13:56:00	1.37571	0.95	17.10.2011 14:00:00	1.37606	\$ -38.0
718	Sell	18.10.2011 09:03:00	1.36651	0.92	18.10.2011 13:07:00	1.37193	\$ -503.24
636	Sell	18.10.2011 08:36:00	105.111	0.32	18.10.2011 19:04:00	105.807	\$ -222.72
685	Buy	24.10.2011 04:13:00	1.39049	0.82	24.10.2011 08:50:00	1.38498	\$ -455.93
686	Buy	24.10.2011 19:00:00	1.39533	0.84	25.10.2011 02:00:00	1.39176	\$ -304.08
807	Buy	26.10.2011 13:17:00	1.39693	1.21	26.10.2011 13:37:00	1.39279	\$ -506.99
687	Buy	26.10.2011 13:16:01	1.39592	0.91	26.10.2011 13:49:00	1.39045	\$ -502.32
719	Sell	26.10.2011 14:31:00	1.38438	1.06	26.10.2011 17:49:00	1.3891	\$ -505.62
808	Sell	26.10.2011 14:06:00	1.38902	1.01	26.10.2011 17:49:00	1.38902	\$ -5.05
637	Sell	26.10.2011 14:48:00	104.949	0.47	26.10.2011 18:39:00	105.949	\$ -470.0
688	Buy	27.10.2011 01:51:00	1.39694	0.92	27.10.2011 13:10:00	1.41074	\$ 1265.0
638	Buy	27.10.2011 04:26:02	106.463	0.34	30.10.2011 21:00:09	106.923	\$ 156.4
720	Sell	31.10.2011 02:12:02	1.4079	1.05	31.10.2011 02:15:00	1.40832	\$ -49.35
639	Buy	31.10.2011 01:25:00	108.142	0.46	31.10.2011 08:33:00	109.708	\$ 720.36
809	Sell	31.10.2011 01:41:00	1.4099	1.95	31.10.2011 15:00:00	1.39855	\$ 2203.51
689	Sell	01.11.2011 05:09:00	1.37996	0.98	01.11.2011 11:55:00	1.36683	\$ 1281.84
721	Sell	04.11.2011 13:57:00	1.37365	0.85	04.11.2011 17:44:00	1.37956	\$ -506.6

722	Buy	08.11.2011 14:47:00	1.383	0.94	08.11.2011 15:28:00	1.3777	\$ -502.9
810	Buy	08.11.2011 18:55:00	1.38429	1.01	09.11.2011 07:11:00	1.37935	\$ -503.99
690	Sell	09.11.2011 11:07:00	1.36564	0.95	09.11.2011 19:41:00	1.35264	\$ 1230.25
640	Sell	09.11.2011 09:15:01	106.84	0.53	10.11.2011 10:04:00	105.86	\$ 519.4
723	Sell	09.11.2011 11:26:00	1.36268	0.93	10.11.2011 10:05:00	1.36268	\$ -4.65
724	Buy	11.11.2011 15:44:00	1.37362	0.9	14.11.2011 00:00:00	1.37842	\$ 427.5
725	Sell	14.11.2011 14:10:00	1.36351	0.92	14.11.2011 14:15:00	1.36353	\$ -6.43
691	Sell	16.11.2011 02:03:00	1.34835	0.86	16.11.2011 08:14:00	1.34835	\$ -4.3
726	Sell	15.11.2011 11:11:00	1.35208	0.91	16.11.2011 08:41:01	1.35208	\$ -4.55
641	Sell	15.11.2011 06:18:00	104.717	0.44	16.11.2011 18:41:00	104.35	\$ 161.48
692	Sell	16.11.2011 23:36:01	1.34285	0.92	17.11.2011 04:18:00	1.3483	\$ -506.0
727	Buy	18.11.2011 11:52:00	1.35876	0.89	18.11.2011 14:48:00	1.35314	\$ -504.63
642	Sell	21.11.2011 08:15:00	103.4	0.49	21.11.2011 16:15:00	104.051	\$ -318.99
643	Buy	22.11.2011 01:34:00	104.291	0.46	23.11.2011 10:13:00	103.424	\$ -398.82
728	Sell	23.11.2011 19:01:00	1.33261	1.04	24.11.2011 02:21:00	1.33742	\$ -505.44
693	Sell	23.11.2011 10:11:00	1.34216	1.09	24.11.2011 17:01:03	1.33434	\$ 846.93
644	Buy	28.11.2011 08:58:00	103.751	0.42	28.11.2011 17:33:00	103.751	\$ 0.0
811	Buy	29.11.2011 10:30:00	1.34226	1.22	29.11.2011 11:33:02	1.33816	\$ -506.3
694	Buy	30.11.2011 13:05:00	1.34394	1.0	30.11.2011 17:40:01	1.34394	\$ -5.0
729	Buy	30.11.2011 13:42:00	1.34848	0.98	30.11.2011 17:42:02	1.3434	\$ -502.74
812	Buy	30.11.2011 13:03:00	1.33815	1.08	01.12.2011 02:30:01	1.34447	\$ 677.16
730	Buy	01.12.2011 13:19:00	1.35199	0.78	01.12.2011 16:30:00	1.3456	\$ -502.32
645	Buy	30.11.2011 13:59:00	104.523	0.47	01.12.2011 17:57:00	104.523	\$ 0.0
731	Buy	02.12.2011 12:26:00	1.35266	1.06	02.12.2011 14:37:00	1.34794	\$ -505.62
732	Sell	02.12.2011 16:05:00	1.34023	1.24	05.12.2011 00:00:00	1.34171	\$ -189.72
813	Sell	02.12.2011 15:37:00	1.34405	1.11	05.12.2011 05:00:00	1.34067	\$ 369.64
814	Buy	08.12.2011 13:33:00	1.34386	1.47	08.12.2011 13:51:00	1.34047	\$ -505.69
646	Sell	08.12.2011 10:15:00	103.628	0.56	08.12.2011 17:29:00	103.628	\$ 0.0
815	Sell	08.12.2011 14:07:00	1.33577	1.16	08.12.2011 20:26:00	1.33577	\$ -5.8
733	Sell	08.12.2011 14:09:00	1.3331	1.29	08.12.2011 20:33:00	1.33697	\$ -505.68
695	Sell	08.12.2011 14:09:00	1.33339	1.32	08.12.2011 20:38:00	1.33717	\$ -505.56
696	Sell	12.12.2011 09:33:00	1.32813	1.24	12.12.2011 19:12:00	1.31687	\$ 1390.04
647	Sell	12.12.2011 15:15:00	102.998	0.42	13.12.2011 11:13:00	102.998	\$ 0.0
816	Sell	13.12.2011 15:40:00	1.31406	1.2	14.12.2011 05:00:00	1.30355	\$ 1255.2
817	Sell	15.12.2011 09:45:00	1.29597	1.64	15.12.2011 10:30:00	1.29903	\$ -510.04
818	Buy	15.12.2011 12:56:00	1.30274	1.04	16.12.2011 02:15:01	1.3038	\$ 105.04
819	Buy	16.12.2011 12:38:00	1.30742	1.59	16.12.2011 14:29:00	1.30427	\$ -508.8
734	Sell	13.12.2011 15:59:00	1.30985	1.18	19.12.2011 00:00:00	1.30372	\$ 717.44
648	Buy	20.12.2011 09:58:01	101.797	1.09	20.12.2011 12:25:02	101.797	\$ 0.0
697	Buy	20.12.2011 10:00:00	1.3084	1.49	20.12.2011 16:31:01	1.3084	\$ -7.45
820	Buy	20.12.2011 09:54:00	1.30701	2.5	20.12.2011 16:37:00	1.30701	\$ -12.5
735	Buy	20.12.2011 10:00:00	1.30824	1.68	21.12.2011 11:01:00	1.30824	\$ -8.4
821	Buy	28.12.2011 09:02:00	1.30766	2.5	28.12.2011 14:19:00	1.30566	\$ -512.49
698	Sell	28.12.2011 14:28:00	1.30189	2.5	28.12.2011 14:46:00	1.29758	\$ 1065.0
822	Sell	28.12.2011 14:20:00	1.30487	2.5	29.12.2011 03:45:01	1.29345	\$ 2842.5
649	Sell	27.12.2011 14:30:00	101.656	1.0	29.12.2011 07:00:00	100.504	\$ 1152.0
736	Sell	28.12.2011 14:20:00	1.30432	2.5	02.01.2012 00:00:01	1.2946	\$ 2417.49
737	Buy	03.01.2012 07:21:00	1.30064	2.12	03.01.2012 08:01:00	1.29828	\$ -510.92
650	Sell	04.01.2012 13:50:00	99.349	0.7	04.01.2012 17:59:00	99.349	\$ 0.0
823	Sell	04.01.2012 10:56:00	1.3005	1.65	05.01.2012 00:15:00	1.29331	\$ 1178.12
699	Sell	05.01.2012 08:59:00	1.28581	1.68	05.01.2012 14:44:00	1.27853	\$ 1214.64

824	Sell	06.01.2012 13:32:00	1.27581	1.65	06.01.2012 14:12:00	1.27581	\$ -8.25
738	Sell	04.01.2012 13:05:00	1.29617	1.51	09.01.2012 00:00:00	1.26799	\$ 4247.63
700	Sell	11.01.2012 16:30:00	1.26666	1.41	11.01.2012 17:46:00	1.27021	\$ -507.61
651	Buy	12.01.2012 15:04:00	98.463	0.93	13.01.2012 09:00:00	98.463	\$ 0.0
701	Buy	12.01.2012 14:56:00	1.28172	1.4	13.01.2012 09:36:00	1.28199	\$ 30.8
739	Sell	13.01.2012 13:58:00	1.27285	1.21	16.01.2012 00:00:00	1.26486	\$ 960.75
702	Sell	13.01.2012 15:06:00	1.26654	1.34	16.01.2012 02:06:00	1.26471	\$ 238.53
652	Sell	13.01.2012 15:09:00	97.427	0.61	17.01.2012 00:21:02	97.427	\$ 0.0
825	Buy	17.01.2012 01:59:00	1.27122	2.5	17.01.2012 15:15:01	1.27246	\$ 297.5
703	Buy	19.01.2012 03:27:00	1.28778	1.22	20.01.2012 07:16:00	1.29609	\$ 1007.72
740	Buy	17.01.2012 01:59:00	1.27082	1.55	23.01.2012 00:00:00	1.28865	\$ 2755.9
741	Buy	23.01.2012 13:04:00	1.30288	1.13	23.01.2012 13:15:00	1.30175	\$ -133.35
704	Buy	23.01.2012 11:01:00	1.29855	1.2	24.01.2012 04:00:00	1.29901	\$ 49.2
653	Buy	23.01.2012 14:41:00	100.341	0.54	25.01.2012 07:00:01	101.525	\$ 639.36
742	Sell	25.01.2012 10:01:00	1.29799	1.42	25.01.2012 17:29:00	1.30151	\$ -506.94
705	Buy	25.01.2012 17:58:00	1.30592	1.29	25.01.2012 18:00:00	1.3048	\$ -150.93
743	Buy	25.01.2012 18:15:00	1.30771	1.39	30.01.2012 00:00:00	1.32068	\$ 1795.88
826	Buy	27.01.2012 16:27:00	1.31793	1.14	30.01.2012 01:35:02	1.31793	\$ -5.7
706	Buy	27.01.2012 16:27:00	1.31795	1.19	30.01.2012 05:00:00	1.31771	\$ -34.51
654	Sell	31.01.2012 15:39:00	99.979	0.61	01.02.2012 09:56:00	99.979	\$ 0.0
744	Buy	01.02.2012 12:32:00	1.31737	1.16	02.02.2012 09:01:00	1.31307	\$ -504.6
827	Sell	03.02.2012 14:07:00	1.31106	1.16	03.02.2012 19:16:00	1.31537	\$ -505.76
655	Buy	03.02.2012 13:30:00	100.698	0.73	06.02.2012 07:00:00	100.121	\$ -421.21
707	Buy	07.02.2012 15:25:00	1.32174	1.16	08.02.2012 01:01:01	1.32473	\$ 341.04
745	Buy	07.02.2012 15:52:00	1.32403	1.21	08.02.2012 15:41:00	1.32403	\$ -6.05
656	Buy	07.02.2012 07:36:00	100.884	0.46	09.02.2012 00:00:01	102.093	\$ 556.14
828	Sell	10.02.2012 12:15:00	1.32018	1.5	10.02.2012 21:53:00	1.32018	\$ -7.5
746	Sell	10.02.2012 13:21:00	1.31743	1.18	12.02.2012 22:23:03	1.32167	\$ -506.22
657	Sell	13.02.2012 23:11:00	101.844	0.61	14.02.2012 04:03:00	102.597	\$ -459.33
708	Sell	14.02.2012 15:58:00	1.31295	1.31	14.02.2012 16:48:00	1.31543	\$ -331.43
658	Buy	15.02.2012 02:57:00	103.289	0.48	15.02.2012 13:15:00	102.615	\$ -323.52
709	Sell	15.02.2012 13:15:00	1.30801	1.28	16.02.2012 12:33:00	1.29836	\$ 1228.8
747	Buy	17.02.2012 13:31:00	1.31879	1.21	17.02.2012 15:09:00	1.31467	\$ -504.57
659	Buy	16.02.2012 18:04:00	103.494	0.42	20.02.2012 11:00:00	105.265	\$ 743.82
829	Buy	21.02.2012 03:09:00	1.32807	1.5	21.02.2012 07:23:00	1.32473	\$ -508.5
710	Buy	23.02.2012 08:11:00	1.32926	1.28	24.02.2012 09:07:00	1.33972	\$ 1332.48
748	Buy	23.02.2012 08:57:00	1.33042	1.37	27.02.2012 00:00:00	1.34669	\$ 2222.15
749	Sell	27.02.2012 10:50:00	1.33978	1.4	27.02.2012 11:00:00	1.34044	\$ -99.39
711	Buy	29.02.2012 02:42:00	1.34857	1.56	29.02.2012 05:36:01	1.34785	\$ -120.12
830	Sell	29.02.2012 15:28:00	1.33916	1.14	01.03.2012 04:45:02	1.33399	\$ 583.68
712	Sell	02.03.2012 07:59:00	1.32699	1.51	04.03.2012 23:57:02	1.31847	\$ 1278.97
750	Sell	29.02.2012 18:20:00	1.33429	1.54	05.03.2012 00:00:00	1.31866	\$ 2399.32
660	Sell	02.03.2012 12:07:00	107.684	0.6	05.03.2012 13:20:00	107.684	\$ 0.0
713	Sell	06.03.2012 10:15:00	1.31597	1.37	07.03.2012 10:22:00	1.31597	\$ -6.85
661	Sell	06.03.2012 09:28:00	106.913	0.45	07.03.2012 19:54:06	106.771	\$ 63.9
751	Sell	06.03.2012 10:21:00	1.31411	1.4	08.03.2012 03:50:00	1.31769	\$ -508.2
831	Buy	07.03.2012 16:40:00	1.31634	1.45	08.03.2012 06:00:01	1.31769	\$ 188.51
662	Buy	08.03.2012 11:17:00	107.915	0.36	08.03.2012 13:32:00	107.915	\$ 0.0
752	Sell	09.03.2012 13:30:00	1.31896	1.33	12.03.2012 00:00:01	1.31231	\$ 877.8
714	Sell	12.03.2012 01:07:00	1.30959	1.55	12.03.2012 09:09:00	1.31216	\$ -406.11
715	Sell	13.03.2012 12:42:00	1.30788	1.54	13.03.2012 15:42:00	1.31113	\$ -508.2

663	Buy	13.03.2012 04:40:00	108.663	0.45	14.03.2012 21:00:00	109.11	\$ 201.15
753	Buy	16.03.2012 13:38:00	1.31408	1.5	19.03.2012 00:00:00	1.31759	\$ 519.0
832	Buy	16.03.2012 12:32:00	1.31093	1.74	19.03.2012 02:00:00	1.31686	\$ 1023.11
664	Buy	16.03.2012 11:34:00	109.638	0.38	19.03.2012 07:41:00	109.638	\$ 0.0
754	Sell	19.03.2012 08:18:00	1.31418	1.67	19.03.2012 08:30:01	1.31472	\$ -98.51
716	Buy	19.03.2012 14:44:00	1.31902	1.42	19.03.2012 15:00:00	1.32059	\$ 215.84
755	Buy	19.03.2012 15:20:00	1.32202	2.09	19.03.2012 15:30:00	1.32348	\$ 294.68
833	Buy	19.03.2012 14:44:00	1.31854	2.15	20.03.2012 04:00:00	1.32348	\$ 1051.36
756	Sell	20.03.2012 11:59:00	1.31845	1.68	20.03.2012 13:49:00	1.32142	\$ -507.36
665	Buy	19.03.2012 15:20:00	110.146	0.5	21.03.2012 08:00:00	110.85	\$ 352.0
717	Buy	21.03.2012 00:49:00	1.32628	1.64	21.03.2012 11:00:00	1.32549	\$ -137.76
666	Sell	22.03.2012 08:39:00	109.166	0.44	22.03.2012 12:31:00	109.166	\$ 0.0
834	Sell	22.03.2012 08:30:00	1.31711	1.86	22.03.2012 12:40:00	1.31711	\$ -9.3
718	Buy	23.03.2012 09:07:00	1.32844	1.54	23.03.2012 10:16:00	1.32519	\$ -508.2
757	Buy	23.03.2012 08:32:00	1.32737	1.6	23.03.2012 11:20:00	1.32425	\$ -507.21
835	Sell	26.03.2012 08:45:00	1.31983	2.05	26.03.2012 09:45:00	1.32226	\$ -508.42
836	Buy	26.03.2012 12:20:00	1.32964	1.32	27.03.2012 01:45:02	1.33562	\$ 782.76
719	Buy	26.03.2012 12:20:00	1.32919	1.39	27.03.2012 11:00:00	1.33539	\$ 854.84
758	Buy	28.03.2012 08:13:00	1.337	1.59	28.03.2012 10:03:00	1.33386	\$ -507.21
837	Sell	28.03.2012 13:00:00	1.33011	1.54	29.03.2012 00:13:01	1.33337	\$ -509.74
759	Sell	29.03.2012 12:25:00	1.326	1.34	29.03.2012 19:45:00	1.32972	\$ -505.19
667	Sell	29.03.2012 10:51:00	109.163	0.46	30.03.2012 16:18:01	109.976	\$ -373.98
838	Sell	03.04.2012 18:03:00	1.33012	1.84	04.04.2012 07:30:00	1.31916	\$ 2007.44
720	Sell	03.04.2012 18:12:00	1.32524	1.6	04.04.2012 08:52:00	1.31721	\$ 1276.81
668	Sell	02.04.2012 23:56:00	108.749	0.37	04.04.2012 16:00:00	108.487	\$ 96.94
839	Sell	05.04.2012 09:21:00	1.30901	2.28	05.04.2012 22:45:01	1.30647	\$ 567.75
840	Buy	06.04.2012 12:31:00	1.30845	2.5	06.04.2012 13:12:00	1.30845	\$ -12.5
669	Sell	06.04.2012 12:41:00	106.873	0.82	06.04.2012 16:59:00	106.873	\$ 0.0
760	Sell	03.04.2012 18:16:00	1.3247	1.57	09.04.2012 00:00:00	1.30866	\$ 2510.44
721	Sell	09.04.2012 01:10:00	1.30353	1.67	09.04.2012 04:43:24	1.30652	\$ -507.68
670	Sell	10.04.2012 07:31:00	106.1	0.4	11.04.2012 06:21:03	106.1	\$ 0.0
841	Buy	12.04.2012 11:38:00	1.31718	1.35	12.04.2012 12:45:01	1.31348	\$ -506.25
722	Buy	12.04.2012 11:32:00	1.31562	1.61	13.04.2012 08:05:00	1.31562	\$ -8.05
761	Sell	13.04.2012 14:24:00	1.30806	1.66	16.04.2012 00:00:00	1.30448	\$ 586.0
723	Sell	15.04.2012 23:58:06	1.30481	1.5	16.04.2012 12:38:00	1.30433	\$ 64.51
671	Sell	16.04.2012 00:34:00	105.44	0.55	16.04.2012 12:46:00	105.44	\$ 0.0
762	Sell	18.04.2012 12:50:00	1.30594	1.55	18.04.2012 13:40:00	1.30916	\$ -506.84
763	Buy	19.04.2012 08:40:00	1.31608	1.47	19.04.2012 08:52:00	1.31268	\$ -507.15
842	Sell	19.04.2012 11:30:00	1.30821	1.33	19.04.2012 13:45:00	1.31198	\$ -508.06
764	Buy	20.04.2012 10:38:00	1.31957	1.53	23.04.2012 00:00:00	1.32071	\$ 166.77
724	Buy	20.04.2012 08:01:00	1.31744	1.43	23.04.2012 02:00:00	1.31872	\$ 175.88
765	Buy	25.04.2012 10:03:00	1.32315	1.96	25.04.2012 11:32:00	1.32061	\$ -507.64
725	Buy	25.04.2012 09:07:00	1.32263	1.68	25.04.2012 11:38:00	1.31966	\$ -507.38
726	Buy	26.04.2012 06:22:07	1.32359	1.84	26.04.2012 07:03:00	1.32306	\$ -106.72
843	Buy	25.04.2012 18:59:00	1.32314	1.41	26.04.2012 08:15:00	1.32519	\$ 281.99
844	Buy	26.04.2012 14:16:00	1.32531	1.67	26.04.2012 16:05:03	1.32231	\$ -509.35
845	Sell	26.04.2012 21:42:02	1.31925	2.5	26.04.2012 23:39:04	1.31925	\$ -12.5
727	Buy	27.04.2012 12:49:00	1.32625	1.7	29.04.2012 22:00:00	1.32393	\$ -402.89
672	Sell	27.04.2012 03:46:01	106.316	0.41	30.04.2012 20:00:00	105.699	\$ 252.97
728	Buy	01.05.2012 07:55:00	1.32698	1.67	01.05.2012 10:00:00	1.32492	\$ -352.36
846	Sell	01.05.2012 14:12:00	1.32232	2.4	01.05.2012 19:06:01	1.3244	\$ -511.19

729	Sell	02.05.2012 09:22:00	1.3157	1.89	02.05.2012 13:47:00	1.3157	\$ -9.45
847	Sell	03.05.2012 09:15:00	1.31261	2.5	03.05.2012 12:44:00	1.31461	\$ -512.49
673	Sell	02.05.2012 10:58:00	105.448	0.51	03.05.2012 13:00:00	106.019	\$ -291.21
766	Sell	02.05.2012 07:54:00	1.31779	1.97	03.05.2012 13:03:00	1.31779	\$ -9.85
848	Buy	03.05.2012 13:03:00	1.31773	2.5	03.05.2012 13:37:00	1.31573	\$ -512.49
849	Buy	04.05.2012 13:33:00	1.317	2.12	04.05.2012 14:19:00	1.31464	\$ -510.92
730	Sell	04.05.2012 15:28:00	1.3099	1.86	06.05.2012 21:00:00	1.30318	\$ 1240.63
767	Sell	06.05.2012 21:00:00	1.30692	2.14	07.05.2012 00:00:00	1.29623	\$ 2276.98
850	Sell	04.05.2012 15:22:00	1.31088	1.58	07.05.2012 04:45:03	1.29798	\$ 2030.3
674	Sell	04.05.2012 12:29:00	105.121	0.58	07.05.2012 12:00:00	104.21	\$ 528.38
675	Sell	09.05.2012 11:04:00	103.214	0.52	09.05.2012 16:07:02	103.214	\$ 0.0
851	Buy	10.05.2012 12:09:00	1.29674	1.86	10.05.2012 19:18:00	1.29405	\$ -509.65
731	Sell	09.05.2012 12:13:00	1.2955	1.71	11.05.2012 08:04:00	1.29328	\$ 371.08
732	Sell	13.05.2012 21:00:04	1.29045	1.57	13.05.2012 22:44:03	1.28976	\$ 100.48
676	Sell	14.05.2012 11:03:00	102.746	0.47	15.05.2012 06:48:01	102.746	\$ 0.0
733	Sell	15.05.2012 12:58:00	1.28138	1.77	15.05.2012 17:48:00	1.27417	\$ 1267.32
852	Sell	15.05.2012 12:58:00	1.28048	2.12	16.05.2012 02:15:02	1.27256	\$ 1668.45
768	Sell	15.05.2012 17:48:00	1.27402	1.7	16.05.2012 08:26:00	1.27402	\$ -8.5
677	Sell	17.05.2012 10:40:00	101.898	0.45	20.05.2012 21:44:08	101.217	\$ 306.45
734	Sell	23.05.2012 08:10:00	1.26415	1.42	23.05.2012 10:54:00	1.26605	\$ -276.89
678	Sell	23.05.2012 08:30:00	100.201	0.38	23.05.2012 19:58:00	100.201	\$ 0.0
769	Sell	23.05.2012 16:03:00	1.25617	1.21	23.05.2012 19:59:00	1.26029	\$ -504.57
735	Sell	25.05.2012 12:30:00	1.25154	1.19	25.05.2012 13:38:00	1.25348	\$ -236.81
679	Sell	29.05.2012 15:36:00	99.347	0.57	29.05.2012 19:44:00	99.347	\$ 0.0
853	Sell	29.05.2012 15:36:00	1.25038	1.59	29.05.2012 20:05:01	1.25038	\$ -7.95
736	Sell	29.05.2012 15:36:00	1.24984	1.37	30.05.2012 06:25:00	1.24773	\$ 282.22
854	Buy	01.06.2012 13:24:00	1.23812	1.36	01.06.2012 14:21:00	1.23812	\$ -6.8
770	Buy	01.06.2012 18:21:00	1.24447	1.33	01.06.2012 19:03:00	1.24072	\$ -505.4
680	Buy	05.06.2012 13:05:00	98.274	0.4	06.06.2012 12:59:00	98.274	\$ 0.0
737	Buy	06.06.2012 16:00:00	1.25417	1.18	07.06.2012 10:25:01	1.25755	\$ 392.95
855	Buy	07.06.2012 17:37:01	1.26143	1.03	07.06.2012 19:47:00	1.25658	\$ -504.7
771	Sell	08.06.2012 08:02:00	1.24651	1.11	08.06.2012 18:07:00	1.25101	\$ -505.04
738	Buy	10.06.2012 21:00:01	1.26249	1.27	10.06.2012 22:23:03	1.26385	\$ 166.36
856	Buy	10.06.2012 21:00:01	1.26272	1.76	11.06.2012 00:03:00	1.26272	\$ -8.8
681	Buy	10.06.2012 21:00:32	100.635	0.36	11.06.2012 11:36:00	99.58	\$ -379.8
857	Sell	12.06.2012 14:14:00	1.24479	1.22	12.06.2012 16:33:00	1.24889	\$ -506.31
772	Buy	14.06.2012 19:06:00	1.26291	1.25	18.06.2012 00:00:01	1.27038	\$ 927.5
858	Buy	17.06.2012 21:00:33	1.2694	2.02	18.06.2012 01:24:00	1.2694	\$ -10.1
682	Buy	17.06.2012 21:47:09	100.352	0.48	18.06.2012 08:05:00	100.352	\$ 0.0
773	Buy	19.06.2012 15:01:00	1.26938	1.38	20.06.2012 16:36:00	1.26577	\$ -505.08
859	Sell	20.06.2012 16:36:00	1.26574	1.66	20.06.2012 16:47:00	1.26875	\$ -507.95
683	Buy	20.06.2012 14:01:00	100.847	0.48	21.06.2012 15:35:00	100.847	\$ 0.0
739	Sell	21.06.2012 16:29:00	1.25592	1.33	22.06.2012 08:01:00	1.25497	\$ 119.71
774	Sell	21.06.2012 15:09:00	1.25805	1.12	22.06.2012 13:20:00	1.25805	\$ -5.6
684	Sell	25.06.2012 09:11:00	99.877	0.46	26.06.2012 00:16:01	99.877	\$ 0.0
775	Sell	27.06.2012 13:49:00	1.24554	1.64	28.06.2012 00:27:01	1.24858	\$ -506.75
685	Sell	28.06.2012 08:02:00	98.735	0.67	28.06.2012 10:33:00	98.735	\$ 0.0
860	Sell	28.06.2012 07:56:00	1.24512	2.38	28.06.2012 11:21:00	1.24512	\$ -11.9
740	Sell	28.06.2012 08:00:00	1.24416	1.78	29.06.2012 02:50:00	1.24696	\$ -507.3
861	Buy	29.06.2012 03:01:00	1.25639	2.01	29.06.2012 07:53:00	1.25639	\$ -10.05
741	Buy	29.06.2012 03:02:00	1.2583	1.82	29.06.2012 08:11:00	1.25555	\$ -509.59

686	Buy	29.06.2012 03:00:00	99.615	0.54	02.07.2012 14:05:00	100.142	\$ 284.58
862	Buy	03.07.2012 15:26:00	1.2613	1.8	04.07.2012 00:49:07	1.25852	\$ -509.39
863	Sell	05.07.2012 11:51:00	1.24571	1.94	06.07.2012 01:15:04	1.23846	\$ 1396.81
742	Sell	05.07.2012 12:21:00	1.24071	1.53	06.07.2012 08:02:01	1.23922	\$ 220.32
687	Sell	05.07.2012 06:46:00	99.748	0.76	08.07.2012 23:00:00	97.853	\$ 1440.2
776	Sell	04.07.2012 14:43:00	1.2534	2.13	09.07.2012 00:00:01	1.22716	\$ 5578.47
864	Sell	06.07.2012 12:32:00	1.23572	2.1	09.07.2012 02:00:00	1.22942	\$ 1312.52
865	Sell	10.07.2012 12:21:00	1.22749	1.85	11.07.2012 01:45:12	1.22566	\$ 329.3
743	Sell	10.07.2012 14:17:00	1.22558	1.67	11.07.2012 08:44:01	1.22858	\$ -509.35
777	Buy	11.07.2012 08:56:01	1.22948	1.91	11.07.2012 11:58:00	1.22686	\$ -509.97
688	Sell	10.07.2012 15:06:00	97.296	0.6	11.07.2012 14:11:00	97.702	\$ -243.6
744	Sell	11.07.2012 15:14:00	1.2235	1.79	11.07.2012 16:44:00	1.22546	\$ -359.8
778	Sell	12.07.2012 12:33:02	1.21683	1.58	12.07.2012 15:44:00	1.22	\$ -508.76
866	Sell	13.07.2012 13:00:00	1.21667	2.02	13.07.2012 13:32:00	1.21915	\$ -511.04
689	Sell	12.07.2012 06:54:00	96.991	0.48	13.07.2012 13:45:00	96.991	\$ 0.0
779	Buy	15.07.2012 21:00:31	1.22566	1.68	16.07.2012 00:00:00	1.22465	\$ -178.07
867	Buy	13.07.2012 13:43:00	1.22326	2.16	16.07.2012 01:35:00	1.22326	\$ -10.8
780	Sell	16.07.2012 09:15:00	1.21959	1.75	16.07.2012 09:30:02	1.21941	\$ 22.75
690	Sell	16.07.2012 09:15:00	96.416	0.57	17.07.2012 00:30:01	96.871	\$ -259.35
868	Sell	17.07.2012 14:19:00	1.22171	1.64	17.07.2012 14:57:00	1.22171	\$ -8.2
781	Sell	17.07.2012 14:31:00	1.22052	1.59	17.07.2012 15:58:00	1.22367	\$ -508.8
745	Buy	19.07.2012 07:17:00	1.23149	1.61	19.07.2012 08:37:00	1.22838	\$ -508.77
869	Sell	19.07.2012 13:19:00	1.22413	1.23	19.07.2012 16:37:00	1.22819	\$ -505.52
782	Sell	20.07.2012 11:39:00	1.22001	1.42	23.07.2012 00:00:01	1.21286	\$ 1008.21
746	Sell	20.07.2012 13:05:00	1.21755	1.5	23.07.2012 06:27:00	1.20917	\$ 1249.51
691	Sell	19.07.2012 14:01:00	96.159	0.65	23.07.2012 07:00:00	94.398	\$ 1144.65
783	Buy	25.07.2012 08:20:00	1.21261	1.58	26.07.2012 08:10:00	1.21261	\$ -7.9
870	Buy	26.07.2012 10:16:00	1.21636	1.81	26.07.2012 23:45:00	1.22791	\$ 2081.51
747	Buy	26.07.2012 11:08:00	1.2277	1.48	27.07.2012 07:55:00	1.22774	\$ -1.47
871	Buy	27.07.2012 12:12:00	1.23193	1.17	27.07.2012 12:40:00	1.22765	\$ -506.61
872	Buy	27.07.2012 13:58:00	1.23565	0.88	27.07.2012 17:45:03	1.23565	\$ -4.4
692	Buy	26.07.2012 10:53:00	95.604	0.56	27.07.2012 20:26:00	96.516	\$ 510.72
784	Buy	26.07.2012 10:35:00	1.22142	1.53	30.07.2012 00:00:02	1.23025	\$ 1343.33
873	Buy	31.07.2012 10:05:00	1.23019	1.71	31.07.2012 11:26:00	1.22727	\$ -507.88
785	Sell	01.08.2012 18:20:00	1.22392	1.83	01.08.2012 18:23:00	1.22665	\$ -508.74
748	Sell	01.08.2012 18:54:00	1.22246	1.64	02.08.2012 04:27:01	1.22551	\$ -508.39
874	Sell	01.08.2012 18:16:00	1.22651	2.22	02.08.2012 07:38:00	1.22651	\$ -11.1
749	Buy	02.08.2012 12:35:00	1.23899	1.7	02.08.2012 12:37:00	1.23605	\$ -508.29
786	Buy	02.08.2012 12:32:05	1.23581	1.52	02.08.2012 12:39:00	1.23252	\$ -507.69
693	Buy	02.08.2012 12:07:00	96.46	0.75	02.08.2012 12:50:00	95.794	\$ -499.71
875	Sell	02.08.2012 13:03:03	1.21904	0.8	03.08.2012 02:30:01	1.21731	\$ 134.41
750	Sell	02.08.2012 12:53:00	1.2217	1.62	03.08.2012 08:10:08	1.2217	\$ -8.1
694	Sell	02.08.2012 12:50:00	95.692	0.72	03.08.2012 09:26:01	95.692	\$ 0.0
695	Buy	03.08.2012 14:00:00	96.97	0.67	06.08.2012 06:51:00	96.97	\$ 0.0
751	Buy	03.08.2012 15:56:00	1.23888	1.45	06.08.2012 07:38:00	1.23544	\$ -506.05
696	Buy	07.08.2012 14:32:01	97.807	0.61	08.08.2012 06:01:01	97.145	\$ -403.82
876	Buy	10.08.2012 14:34:00	1.23089	1.86	12.08.2012 23:51:08	1.2282	\$ -509.65
787	Buy	13.08.2012 11:00:00	1.23421	1.86	13.08.2012 11:15:00	1.23489	\$ 117.17
697	Buy	14.08.2012 07:30:00	97.286	0.7	15.08.2012 12:39:00	96.788	\$ -348.6
877	Sell	15.08.2012 10:10:00	1.22955	2.24	15.08.2012 23:30:00	1.22886	\$ 143.36
788	Sell	15.08.2012 10:10:00	1.22948	2.01	16.08.2012 12:26:00	1.22948	\$ -10.05

878	Buy	16.08.2012 12:40:00	1.23093	2.3	17.08.2012 02:00:00	1.23567	\$ 1078.7
789	Sell	17.08.2012 14:03:00	1.23091	1.95	17.08.2012 19:51:00	1.23347	\$ -508.95
879	Sell	17.08.2012 14:03:00	1.23093	1.69	17.08.2012 19:51:00	1.23388	\$ -507.01
698	Buy	16.08.2012 05:36:02	97.471	0.52	19.08.2012 22:00:00	98.163	\$ 359.84
752	Buy	21.08.2012 06:45:01	1.23818	1.91	21.08.2012 12:39:00	1.24549	\$ 1386.64
699	Buy	21.08.2012 07:29:00	98.409	1.07	22.08.2012 12:46:00	98.548	\$ 148.73
880	Buy	22.08.2012 15:05:00	1.24856	1.78	22.08.2012 15:25:00	1.24575	\$ -509.08
881	Buy	22.08.2012 18:03:00	1.25026	1.78	23.08.2012 07:30:00	1.25611	\$ 1032.39
790	Buy	22.08.2012 18:31:01	1.25277	2.04	24.08.2012 07:26:00	1.25277	\$ -10.2
700	Sell	24.08.2012 12:45:02	98.078	0.78	24.08.2012 15:15:00	98.683	\$ -471.9
701	Sell	28.08.2012 01:14:00	97.969	0.99	28.08.2012 08:32:00	98.426	\$ -452.43
702	Buy	28.08.2012 10:24:00	98.827	0.77	30.08.2012 03:00:06	98.582	\$ -188.65
791	Sell	30.08.2012 14:51:00	1.24886	2.31	30.08.2012 19:04:02	1.25103	\$ -512.81
882	Sell	30.08.2012 14:38:00	1.25173	2.02	31.08.2012 01:01:00	1.25173	\$ -10.1
753	Buy	31.08.2012 09:40:00	1.25759	2.15	31.08.2012 14:05:00	1.25759	\$ -10.75
792	Buy	31.08.2012 09:01:00	1.25575	2.08	31.08.2012 16:15:03	1.25575	\$ -10.4
703	Buy	31.08.2012 10:12:00	98.826	0.83	03.09.2012 00:38:00	98.338	\$ -405.04
793	Buy	03.09.2012 15:15:00	1.26049	2.04	03.09.2012 15:30:00	1.26005	\$ -99.94
883	Buy	03.09.2012 15:01:01	1.25933	2.5	04.09.2012 04:30:01	1.26164	\$ 564.98
704	Buy	04.09.2012 07:31:04	99.024	0.82	04.09.2012 12:20:00	98.541	\$ -396.06
754	Buy	06.09.2012 11:46:00	1.26372	1.82	06.09.2012 12:35:00	1.26098	\$ -507.78
884	Buy	06.09.2012 11:46:00	1.26408	1.93	06.09.2012 12:35:00	1.2615	\$ -507.6
885	Sell	06.09.2012 12:49:00	1.25903	1.41	06.09.2012 14:53:00	1.26258	\$ -507.61
755	Buy	06.09.2012 18:53:00	1.26466	1.83	06.09.2012 23:00:00	1.26286	\$ -338.56
705	Buy	06.09.2012 06:23:01	99.016	0.67	09.09.2012 23:00:02	100.152	\$ 761.12
794	Buy	07.09.2012 12:30:00	1.27291	1.45	10.09.2012 00:00:00	1.27951	\$ 949.75
886	Buy	11.09.2012 06:55:00	1.28065	2.5	11.09.2012 08:18:00	1.27865	\$ -512.49
706	Sell	11.09.2012 11:45:01	99.584	0.85	11.09.2012 15:25:00	100.108	\$ -445.4
887	Buy	11.09.2012 13:06:00	1.28337	1.72	12.09.2012 02:30:02	1.28596	\$ 436.87
707	Buy	12.09.2012 08:40:00	100.434	0.78	12.09.2012 11:46:02	100.434	\$ 0.0
795	Buy	12.09.2012 09:48:00	1.29192	1.68	12.09.2012 12:08:00	1.28894	\$ -509.04
708	Sell	13.09.2012 16:30:02	99.515	1.07	13.09.2012 16:31:00	99.984	\$ -501.54
888	Buy	13.09.2012 17:09:00	1.29356	2.33	14.09.2012 06:30:00	1.30403	\$ 2427.84
796	Buy	13.09.2012 18:06:00	1.29769	1.85	17.09.2012 00:00:00	1.31134	\$ 2515.99
709	Buy	13.09.2012 18:24:00	100.643	0.56	17.09.2012 11:00:00	102.86	\$ 1241.52
889	Buy	17.09.2012 13:37:00	1.31611	1.62	17.09.2012 14:42:00	1.31303	\$ -507.06
797	Sell	20.09.2012 13:30:00	1.29242	1.5	20.09.2012 14:41:00	1.29575	\$ -507.0
756	Sell	20.09.2012 06:05:05	1.29797	1.63	21.09.2012 00:39:09	1.29797	\$ -8.15
710	Sell	19.09.2012 12:00:00	102.383	0.43	21.09.2012 05:00:00	101.526	\$ 368.51
890	Buy	21.09.2012 08:55:00	1.30388	1.45	21.09.2012 11:03:00	1.30044	\$ -506.05
711	Sell	24.09.2012 01:45:00	100.926	0.39	24.09.2012 11:32:02	100.926	\$ 0.0
757	Sell	24.09.2012 08:21:00	1.2921	1.44	25.09.2012 12:01:00	1.29406	\$ -289.45
712	Sell	26.09.2012 04:07:01	100.154	0.46	26.09.2012 23:39:07	100.154	\$ 0.0
758	Sell	26.09.2012 04:07:01	1.28871	1.43	26.09.2012 23:44:00	1.28871	\$ -7.15
759	Sell	27.09.2012 15:26:00	1.2835	1.67	27.09.2012 15:46:00	1.28649	\$ -507.68
891	Buy	27.09.2012 16:25:04	1.29002	1.3	28.09.2012 05:45:00	1.29258	\$ 326.3
798	Sell	28.09.2012 15:27:12	1.28391	1.48	28.09.2012 16:10:03	1.28729	\$ -507.63
760	Sell	30.09.2012 23:11:00	1.28307	1.62	01.10.2012 07:13:00	1.28615	\$ -507.06
799	Buy	02.10.2012 15:17:00	1.29525	1.6	02.10.2012 18:47:00	1.29213	\$ -507.21
713	Buy	01.10.2012 09:01:00	100.671	0.52	03.10.2012 02:00:06	100.937	\$ 138.32
761	Buy	04.10.2012 11:46:09	1.29676	1.69	05.10.2012 03:01:07	1.30126	\$ 752.06



892	Buy	05.10.2012 13:43:01	1.30548	2.0	05.10.2012 17:43:00	1.30298	\$ -510.01
800	Buy	04.10.2012 16:06:00	1.30143	1.69	05.10.2012 19:13:03	1.30143	\$ -8.45
801	Sell	09.10.2012 07:32:00	1.29305	2.24	09.10.2012 11:35:01	1.29528	\$ -510.7
893	Sell	09.10.2012 07:25:00	1.29537	2.5	09.10.2012 11:36:00	1.29537	\$ -12.5
762	Sell	09.10.2012 15:25:00	1.28772	2.01	10.10.2012 03:36:05	1.28588	\$ 359.79
763	Sell	11.10.2012 01:02:02	1.28352	1.75	11.10.2012 03:05:01	1.28591	\$ -427.0
802	Buy	12.10.2012 07:17:00	1.29682	1.82	12.10.2012 15:31:00	1.29407	\$ -509.61
714	Buy	12.10.2012 07:27:00	101.85	0.54	15.10.2012 00:44:01	101.192	\$ -355.32
764	Buy	16.10.2012 06:15:00	1.29906	1.66	16.10.2012 21:11:04	1.3064	\$ 1210.13
715	Buy	15.10.2012 08:29:01	101.913	0.58	17.10.2012 01:00:04	103.163	\$ 725.0
803	Buy	16.10.2012 10:46:00	1.30188	1.89	19.10.2012 15:11:01	1.30188	\$ -9.45
716	Buy	22.10.2012 08:53:00	104.143	0.6	22.10.2012 13:18:00	104.143	\$ 0.0
765	Sell	23.10.2012 10:38:00	1.30129	1.9	24.10.2012 08:00:00	1.29488	\$ 1208.4
717	Sell	24.10.2012 08:15:00	103.125	0.57	25.10.2012 02:11:00	103.852	\$ -414.39
804	Sell	23.10.2012 10:47:00	1.29997	1.83	25.10.2012 05:57:01	1.29997	\$ -9.15
766	Sell	26.10.2012 06:12:03	1.292	1.81	26.10.2012 07:02:00	1.29384	\$ -342.09
805	Sell	29.10.2012 08:16:00	1.28921	1.68	29.10.2012 08:30:02	1.29001	\$ -142.8
718	Sell	26.10.2012 10:41:00	102.977	0.48	29.10.2012 15:28:01	102.977	\$ 0.0
719	Sell	30.10.2012 05:46:02	102.513	0.75	30.10.2012 13:19:01	103.104	\$ -443.25
894	Buy	30.10.2012 06:31:00	1.29213	2.5	30.10.2012 20:00:00	1.29593	\$ 937.51
895	Buy	31.10.2012 08:10:00	1.29877	2.5	31.10.2012 13:24:00	1.29877	\$ -12.5
806	Buy	30.10.2012 10:10:01	1.29516	2.01	01.11.2012 07:06:00	1.29516	\$ -10.05
720	Buy	01.11.2012 12:50:00	103.943	0.63	02.11.2012 09:05:00	103.288	\$ -412.65
767	Sell	02.11.2012 08:59:00	1.2885	2.15	02.11.2012 18:39:00	1.28241	\$ 1298.58
807	Sell	02.11.2012 12:33:00	1.2863	1.89	05.11.2012 00:00:00	1.28238	\$ 731.42
808	Sell	05.11.2012 12:33:00	1.27692	1.63	05.11.2012 12:45:01	1.27751	\$ -104.31
896	Sell	06.11.2012 08:30:00	1.27649	2.5	06.11.2012 08:44:02	1.27849	\$ -512.49
897	Buy	06.11.2012 10:10:00	1.28006	1.9	06.11.2012 23:30:01	1.2811	\$ 188.1
809	Buy	07.11.2012 07:36:00	1.28763	1.67	07.11.2012 08:31:00	1.28464	\$ -507.68
898	Buy	07.11.2012 03:27:01	1.28347	2.5	07.11.2012 09:26:02	1.28347	\$ -12.5
721	Sell	07.11.2012 12:22:00	102.173	0.41	07.11.2012 20:32:00	102.173	\$ 0.0
768	Sell	07.11.2012 12:28:00	1.2763	1.75	08.11.2012 13:58:00	1.27564	\$ 106.74
899	Buy	09.11.2012 03:11:00	1.27815	2.5	09.11.2012 07:04:00	1.27615	\$ -512.49
769	Sell	09.11.2012 10:21:00	1.2717	1.62	12.11.2012 08:22:01	1.27203	\$ -61.56
722	Sell	13.11.2012 08:18:01	100.414	0.85	13.11.2012 11:31:00	100.949	\$ -454.75
900	Buy	15.11.2012 09:35:00	1.27716	2.33	15.11.2012 17:58:00	1.27716	\$ -11.65
770	Buy	15.11.2012 15:02:00	1.27897	2.1	15.11.2012 20:14:00	1.27659	\$ -510.3
810	Buy	15.11.2012 15:02:00	1.27883	1.75	15.11.2012 20:30:00	1.27598	\$ -507.51
723	Buy	14.11.2012 07:48:00	101.747	0.51	16.11.2012 00:00:02	103.684	\$ 987.87
771	Buy	19.11.2012 15:39:00	1.28015	1.97	19.11.2012 22:24:00	1.27762	\$ -508.28
772	Buy	20.11.2012 10:35:00	1.28196	1.93	20.11.2012 12:47:00	1.27937	\$ -509.53
901	Sell	21.11.2012 03:40:00	1.27781	2.5	21.11.2012 09:08:00	1.27781	\$ -12.5
811	Sell	21.11.2012 04:00:00	1.27538	1.6	21.11.2012 09:22:02	1.27851	\$ -508.79
773	Buy	21.11.2012 14:07:00	1.28283	1.68	22.11.2012 17:53:00	1.28639	\$ 589.67
812	Buy	23.11.2012 15:27:00	1.29637	1.82	26.11.2012 00:00:00	1.29728	\$ 156.51
724	Buy	23.11.2012 14:17:00	106.587	0.46	26.11.2012 02:06:01	106.587	\$ 0.0
813	Buy	26.11.2012 22:34:00	1.30068	1.86	26.11.2012 22:40:00	1.298	\$ -507.79
902	Buy	26.11.2012 22:11:01	1.29898	2.5	26.11.2012 23:40:00	1.29698	\$ -512.49
814	Sell	28.11.2012 13:22:02	1.28834	2.01	28.11.2012 15:32:00	1.29082	\$ -508.54
725	Sell	28.11.2012 06:05:09	105.71	0.45	28.11.2012 15:37:00	105.71	\$ 0.0
774	Buy	29.11.2012 15:02:00	1.30083	1.97	29.11.2012 15:11:00	1.29829	\$ -510.23

775	Buy	30.11.2012 07:12:00	1.30122	1.9	30.11.2012 12:48:00	1.29859	\$ -509.22
726	Buy	30.11.2012 01:44:01	106.965	0.43	02.12.2012 22:00:18	106.965	\$ 0.0
903	Buy	03.12.2012 01:51:02	1.30314	2.5	03.12.2012 10:07:00	1.30314	\$ -12.5
776	Buy	03.12.2012 01:51:02	1.30274	1.96	04.12.2012 08:07:01	1.30635	\$ 697.76
815	Buy	04.12.2012 13:22:05	1.30985	1.94	04.12.2012 16:09:00	1.30727	\$ -510.21
727	Buy	05.12.2012 02:45:00	107.673	0.54	05.12.2012 09:53:00	107.673	\$ 0.0
728	Sell	06.12.2012 15:12:00	106.919	0.53	06.12.2012 22:07:00	106.919	\$ 0.0
904	Sell	06.12.2012 13:52:00	1.3041	2.07	07.12.2012 03:15:31	1.29695	\$ 1469.71
777	Sell	06.12.2012 16:12:00	1.2968	2.06	07.12.2012 12:42:00	1.29061	\$ 1264.85
816	Sell	06.12.2012 14:58:00	1.30014	2.11	10.12.2012 00:00:00	1.29076	\$ 1968.65
817	Buy	11.12.2012 11:52:00	1.29972	2.37	17.12.2012 00:00:00	1.31655	\$ 3976.85
905	Buy	14.12.2012 16:09:00	1.3134	1.75	17.12.2012 05:30:03	1.31595	\$ 437.5
906	Buy	18.12.2012 15:50:00	1.32103	2.5	19.12.2012 05:15:10	1.32487	\$ 947.49
818	Buy	18.12.2012 16:15:00	1.32283	2.5	19.12.2012 21:46:00	1.32283	\$ -12.5
819	Buy	26.12.2012 10:12:23	1.32146	2.48	26.12.2012 12:29:00	1.31945	\$ -510.88
907	Buy	26.12.2012 14:49:00	1.32401	2.5	26.12.2012 16:00:00	1.32201	\$ -512.49
729	Buy	26.12.2012 00:16:00	112.301	0.81	27.12.2012 15:27:00	113.477	\$ 952.56
778	Sell	28.12.2012 10:28:00	1.31704	2.33	28.12.2012 12:29:05	1.31918	\$ -510.28
820	Sell	28.12.2012 10:27:00	1.31737	1.81	28.12.2012 13:34:01	1.32013	\$ -508.6
779	Buy	02.01.2013 02:00:00	1.32834	1.83	02.01.2013 04:44:00	1.3256	\$ -510.57
908	Buy	02.01.2013 01:39:00	1.32381	2.2	02.01.2013 10:27:00	1.32381	\$ -11.0
821	Buy	02.01.2013 01:45:00	1.32613	1.47	02.01.2013 16:05:00	1.32274	\$ -505.69
730	Buy	01.01.2013 22:35:00	114.697	0.47	02.01.2013 16:21:00	114.849	\$ 71.44
780	Sell	02.01.2013 17:25:00	1.31655	1.54	03.01.2013 08:54:00	1.31655	\$ -7.7
731	Sell	08.01.2013 16:11:00	113.644	0.31	09.01.2013 08:37:00	114.755	\$ -344.41
822	Sell	08.01.2013 13:08:00	1.30828	1.62	10.01.2013 09:46:00	1.30828	\$ -8.1
909	Buy	10.01.2013 09:59:00	1.30985	2.5	10.01.2013 13:34:00	1.30985	\$ -12.5
781	Buy	10.01.2013 13:43:00	1.31393	1.8	10.01.2013 15:18:00	1.32102	\$ 1267.2
823	Buy	11.01.2013 13:22:00	1.33138	1.46	14.01.2013 00:00:00	1.33579	\$ 636.56
910	Buy	11.01.2013 13:34:00	1.33501	1.38	14.01.2013 03:00:02	1.33913	\$ 561.66
732	Buy	10.01.2013 11:32:00	115.545	0.35	14.01.2013 04:00:00	120.046	\$ 1575.35
911	Sell	15.01.2013 18:57:00	1.32754	1.53	15.01.2013 20:17:01	1.33082	\$ -509.48
912	Buy	17.01.2013 08:45:00	1.33417	1.85	17.01.2013 14:00:00	1.33417	\$ -9.25
733	Buy	17.01.2013 17:31:00	119.99	0.25	18.01.2013 01:12:00	119.99	\$ 0.0
824	Buy	17.01.2013 10:42:00	1.33666	1.3	18.01.2013 12:59:00	1.3328	\$ -508.3
913	Buy	22.01.2013 03:59:01	1.33283	2.5	22.01.2013 09:02:00	1.33283	\$ -12.5
825	Buy	22.01.2013 04:01:00	1.33453	2.15	22.01.2013 09:03:00	1.3322	\$ -511.69
826	Sell	22.01.2013 09:15:00	1.32822	2.12	22.01.2013 09:42:00	1.33058	\$ -510.92
914	Sell	22.01.2013 09:06:00	1.32902	2.5	22.01.2013 09:46:03	1.33102	\$ -512.49
782	Sell	23.01.2013 15:46:00	1.32668	1.66	23.01.2013 16:30:00	1.32969	\$ -507.97
915	Sell	23.01.2013 15:33:00	1.32867	1.63	23.01.2013 18:16:00	1.33173	\$ -506.93
827	Buy	24.01.2013 15:41:03	1.3375	1.45	28.01.2013 00:00:02	1.34647	\$ 1293.4
734	Buy	24.01.2013 15:06:00	120.169	0.34	28.01.2013 08:00:00	121.84	\$ 568.14
916	Buy	28.01.2013 13:57:00	1.34719	1.98	28.01.2013 15:09:00	1.34467	\$ -508.85
783	Buy	25.01.2013 07:06:00	1.3398	1.64	28.01.2013 22:00:00	1.34554	\$ 933.17
917	Sell	29.01.2013 11:13:00	1.34146	1.88	29.01.2013 12:31:00	1.34412	\$ -509.49
828	Sell	29.01.2013 11:13:00	1.34172	1.73	29.01.2013 13:17:00	1.34461	\$ -508.62
918	Buy	29.01.2013 14:23:01	1.34627	1.76	29.01.2013 16:31:00	1.34627	\$ -8.8
784	Buy	29.01.2013 14:34:00	1.34788	1.67	30.01.2013 03:47:11	1.34874	\$ 135.27
735	Buy	30.01.2013 07:28:04	122.92	0.28	01.02.2013 00:00:00	124.833	\$ 535.64
785	Buy	01.02.2013 15:46:00	1.36745	1.72	01.02.2013 21:43:02	1.36454	\$ -509.12

829	Buy	29.01.2013 19:24:00	1.3498	1.79	04.02.2013 00:00:00	1.36448	\$ 2618.77
736	Buy	05.02.2013 20:24:00	126.983	0.23	06.02.2013 07:35:00	126.983	\$ 0.0
919	Buy	07.02.2013 08:28:01	1.35701	2.5	07.02.2013 10:08:00	1.35501	\$ -512.49
830	Buy	07.02.2013 08:28:01	1.35732	1.38	07.02.2013 13:39:00	1.35369	\$ -507.83
920	Sell	07.02.2013 13:46:00	1.34881	1.38	08.02.2013 03:15:08	1.34144	\$ 1010.16
786	Sell	07.02.2013 14:00:00	1.34577	1.41	08.02.2013 13:22:00	1.33633	\$ 1323.98
831	Sell	07.02.2013 14:01:00	1.34537	1.55	11.02.2013 00:00:01	1.33673	\$ 1331.46
737	Sell	08.02.2013 08:18:00	124.001	0.31	11.02.2013 12:11:01	125.149	\$ -355.88
921	Buy	11.02.2013 16:18:00	1.34265	1.75	11.02.2013 19:52:00	1.3398	\$ -507.51
922	Buy	12.02.2013 10:55:00	1.34351	1.69	12.02.2013 12:52:03	1.34351	\$ -8.45
832	Buy	13.02.2013 10:51:00	1.34915	1.49	13.02.2013 15:23:00	1.3458	\$ -506.59
833	Sell	14.02.2013 10:00:00	1.33404	1.5	15.02.2013 06:30:02	1.33737	\$ -507.0
787	Sell	14.02.2013 10:00:00	1.33531	1.63	15.02.2013 06:33:00	1.33838	\$ -508.56
923	Buy	19.02.2013 10:01:00	1.33651	2.28	19.02.2013 10:19:00	1.33432	\$ -510.72
924	Sell	19.02.2013 10:45:00	1.3334	2.5	19.02.2013 13:18:00	1.3354	\$ -512.49
925	Buy	19.02.2013 14:17:00	1.33558	1.78	20.02.2013 03:45:01	1.34129	\$ 1007.48
834	Buy	19.02.2013 16:38:00	1.33814	2.23	20.02.2013 11:54:00	1.33814	\$ -11.15
738	Buy	20.02.2013 01:07:00	125.896	0.33	20.02.2013 19:13:00	124.722	\$ -387.42
788	Sell	20.02.2013 19:02:00	1.3306	1.81	21.02.2013 05:56:00	1.32387	\$ 1209.09
926	Sell	22.02.2013 11:06:00	1.31705	1.7	24.02.2013 22:00:01	1.31999	\$ -508.31
835	Buy	25.02.2013 10:28:00	1.32532	1.34	25.02.2013 10:30:00	1.32499	\$ -50.92
789	Sell	25.02.2013 18:35:01	1.3145	1.41	25.02.2013 20:50:00	1.30565	\$ 1240.8
739	Sell	25.02.2013 18:56:00	122.239	0.22	27.02.2013 11:00:00	120.12	\$ 466.18
836	Sell	01.03.2013 11:55:00	1.30165	1.49	04.03.2013 00:00:00	1.30169	\$ -13.4
790	Sell	01.03.2013 11:55:00	1.3018	1.1	04.03.2013 08:32:00	1.30154	\$ 23.1
740	Buy	01.03.2013 17:51:00	121.826	0.29	05.03.2013 10:00:00	121.634	\$ -55.68
791	Sell	06.03.2013 21:58:00	1.29664	1.65	07.03.2013 02:14:06	1.29967	\$ -508.19
927	Buy	07.03.2013 13:45:00	1.30708	1.64	08.03.2013 03:15:01	1.30968	\$ 418.19
741	Buy	06.03.2013 19:18:00	122.164	0.39	08.03.2013 12:00:00	125.549	\$ 1320.15
792	Buy	07.03.2013 14:35:00	1.3101	1.91	08.03.2013 12:00:00	1.31077	\$ 118.43
793	Sell	08.03.2013 14:09:00	1.29646	1.74	08.03.2013 15:03:00	1.29934	\$ -509.82
837	Sell	08.03.2013 13:35:00	1.30291	1.73	11.03.2013 00:00:00	1.29888	\$ 688.54
928	Sell	08.03.2013 13:30:00	1.30765	1.95	11.03.2013 02:00:00	1.30013	\$ 1456.64
838	Buy	11.03.2013 18:56:03	1.30421	1.79	11.03.2013 19:00:00	1.30403	\$ -41.17
929	Buy	11.03.2013 17:28:00	1.30386	2.39	11.03.2013 22:31:02	1.30386	\$ -11.95
839	Sell	13.03.2013 12:34:02	1.29819	1.93	14.03.2013 01:01:00	1.29819	\$ -9.65
794	Sell	13.03.2013 13:41:00	1.29548	1.75	14.03.2013 06:58:00	1.29591	\$ -84.0
840	Buy	15.03.2013 12:32:00	1.30817	1.65	15.03.2013 15:00:00	1.30514	\$ -508.19
795	Buy	15.03.2013 12:32:00	1.30742	1.82	17.03.2013 21:00:12	1.30467	\$ -509.61
841	Sell	17.03.2013 21:00:12	1.29174	1.46	18.03.2013 00:00:00	1.28922	\$ 360.61
796	Sell	17.03.2013 21:00:12	1.29112	1.69	18.03.2013 08:13:00	1.29407	\$ -506.99
930	Sell	17.03.2013 21:00:12	1.29717	1.82	18.03.2013 08:54:00	1.29717	\$ -9.1
742	Sell	17.03.2013 21:00:12	124.043	0.33	18.03.2013 16:12:00	123.484	\$ 184.47
931	Sell	19.03.2013 15:55:00	1.28947	1.4	19.03.2013 19:15:00	1.28947	\$ -7.0
842	Sell	19.03.2013 16:16:00	1.28761	1.4	20.03.2013 08:23:00	1.29118	\$ -506.79
797	Sell	19.03.2013 16:00:00	1.28817	1.31	20.03.2013 10:02:00	1.29198	\$ -505.67
843	Buy	20.03.2013 12:10:00	1.29507	1.2	21.03.2013 08:29:00	1.29089	\$ -507.61
743	Sell	22.03.2013 08:19:00	121.817	0.32	22.03.2013 12:46:01	123.106	\$ -412.48
798	Buy	22.03.2013 14:14:00	1.2994	1.4	24.03.2013 21:00:07	1.29584	\$ -505.39
932	Buy	22.03.2013 09:42:00	1.29345	2.07	24.03.2013 23:00:00	1.29726	\$ 778.33
844	Buy	22.03.2013 11:21:00	1.29668	1.52	25.03.2013 00:00:00	1.30185	\$ 778.24

744	Sell	25.03.2013 16:07:00	121.442	0.26	26.03.2013 01:37:00	121.442	\$ 0.0
799	Sell	25.03.2013 17:00:00	1.28466	1.36	26.03.2013 07:24:02	1.28834	\$ -507.28
845	Sell	27.03.2013 10:11:00	1.27974	1.66	28.03.2013 06:34:00	1.27974	\$ -8.3
933	Sell	28.03.2013 09:27:00	1.27573	2.11	28.03.2013 10:08:00	1.2781	\$ -510.62
934	Buy	28.03.2013 10:40:01	1.28054	1.66	29.03.2013 00:00:00	1.28137	\$ 129.49
745	Sell	27.03.2013 14:12:00	120.066	0.44	29.03.2013 07:00:01	120.557	\$ -216.04
846	Sell	01.04.2013 01:16:00	1.27813	2.5	01.04.2013 01:30:01	1.27811	\$ -7.46
746	Sell	01.04.2013 07:10:00	119.737	0.62	02.04.2013 09:35:01	119.737	\$ 0.0
747	Sell	03.04.2013 17:38:00	119.128	0.46	04.04.2013 04:41:00	119.948	\$ -377.2
935	Sell	04.04.2013 08:00:00	1.27922	2.5	04.04.2013 10:25:01	1.28122	\$ -512.49
847	Sell	04.04.2013 07:52:00	1.28133	2.11	04.04.2013 12:35:00	1.2837	\$ -510.62
936	Sell	04.04.2013 12:45:00	1.2747	1.55	04.04.2013 13:01:00	1.27792	\$ -506.84
800	Sell	04.04.2013 12:39:00	1.27713	2.27	04.04.2013 13:17:00	1.27934	\$ -513.02
801	Buy	04.04.2013 14:08:00	1.28777	2.13	04.04.2013 14:27:00	1.28542	\$ -511.22
937	Buy	04.04.2013 14:05:00	1.28762	1.08	05.04.2013 03:30:03	1.29239	\$ 509.76
748	Buy	04.04.2013 04:59:00	120.816	0.44	07.04.2013 21:00:02	127.374	\$ 2885.52
938	Buy	09.04.2013 00:12:00	1.30662	2.5	09.04.2013 03:50:00	1.30462	\$ -512.49
939	Buy	11.04.2013 10:15:00	1.31323	2.5	11.04.2013 12:38:00	1.31123	\$ -512.52
802	Buy	11.04.2013 10:11:00	1.31217	1.87	11.04.2013 13:07:00	1.3095	\$ -508.65
848	Sell	12.04.2013 07:45:01	1.30643	1.83	12.04.2013 14:03:00	1.30916	\$ -508.74
803	Sell	15.04.2013 20:25:00	1.30303	1.8	16.04.2013 00:03:00	1.30581	\$ -509.39
749	Sell	12.04.2013 20:29:00	128.94299	0.37	16.04.2013 07:21:00	127.993	\$ 351.5
804	Buy	16.04.2013 12:03:00	1.3138	1.7	17.04.2013 09:27:00	1.3178	\$ 671.51
849	Buy	16.04.2013 16:02:00	1.31612	1.37	17.04.2013 11:22:00	1.31247	\$ -506.91
805	Sell	17.04.2013 16:47:00	1.3022	1.51	18.04.2013 03:46:00	1.30552	\$ -508.88
750	Buy	19.04.2013 07:44:00	129.745	0.23	22.04.2013 12:46:01	129.745	\$ 0.0
940	Buy	23.04.2013 07:15:00	1.30801	2.5	23.04.2013 07:28:00	1.30601	\$ -512.49
850	Sell	23.04.2013 08:17:00	1.29756	1.76	23.04.2013 13:15:00	1.30039	\$ -506.89
941	Sell	23.04.2013 07:35:00	1.30111	1.9	23.04.2013 13:37:00	1.30111	\$ -9.5
851	Sell	24.04.2013 08:03:00	1.29616	1.94	24.04.2013 08:38:01	1.29874	\$ -510.23
942	Sell	24.04.2013 08:01:00	1.29676	2.5	24.04.2013 08:38:01	1.29876	\$ -512.52
806	Sell	23.04.2013 07:40:00	1.30011	1.68	24.04.2013 10:00:00	1.30309	\$ -509.04
943	Buy	24.04.2013 10:00:00	1.30263	1.82	24.04.2013 12:25:00	1.29989	\$ -507.76
944	Sell	24.04.2013 12:36:00	1.29873	1.52	24.04.2013 17:08:01	1.30202	\$ -507.67
751	Sell	26.04.2013 12:44:00	127.86	0.31	26.04.2013 17:29:00	127.86	\$ 0.0
807	Buy	29.04.2013 07:40:00	1.30933	1.7	30.04.2013 06:17:00	1.30941	\$ 5.1
945	Sell	30.04.2013 06:39:00	1.30784	2.5	30.04.2013 09:05:00	1.30784	\$ -12.5
808	Buy	30.04.2013 13:38:01	1.31201	1.7	01.05.2013 01:02:00	1.31679	\$ 804.09
946	Buy	30.04.2013 13:35:00	1.31141	1.82	01.05.2013 03:00:07	1.31652	\$ 920.92
852	Buy	30.04.2013 14:09:00	1.31616	1.96	02.05.2013 06:21:01	1.31616	\$ -9.8
752	Buy	02.05.2013 12:03:00	128.92799	0.38	02.05.2013 13:05:00	127.945	\$ -373.54
947	Sell	02.05.2013 13:04:00	1.31112	2.13	03.05.2013 02:30:00	1.30762	\$ 734.87
853	Sell	02.05.2013 13:04:00	1.31028	1.47	03.05.2013 06:55:00	1.31028	\$ -7.35
809	Sell	03.05.2013 12:44:00	1.30384	1.56	03.05.2013 13:06:00	1.30658	\$ -435.23
753	Buy	03.05.2013 13:37:00	129.908	0.51	06.05.2013 10:59:00	129.908	\$ 0.0
854	Sell	06.05.2013 15:00:00	1.30548	2.03	06.05.2013 15:15:00	1.30647	\$ -211.1
948	Sell	06.05.2013 14:25:00	1.30793	2.5	06.05.2013 17:30:00	1.30793	\$ -12.5
855	Buy	07.05.2013 10:05:00	1.31071	2.18	07.05.2013 14:19:00	1.30841	\$ -512.28
856	Buy	08.05.2013 12:27:00	1.31497	2.18	09.05.2013 12:20:00	1.31268	\$ -510.12
754	Buy	08.05.2013 15:17:00	130.41	0.4	10.05.2013 08:00:00	132.131	\$ 688.4
810	Sell	09.05.2013 18:35:00	1.30351	2.06	10.05.2013 14:20:00	1.2968	\$ 1371.95

949	Sell	13.05.2013 12:33:00	1.29466	1.65	13.05.2013 12:50:00	1.2977	\$ -509.86
950	Buy	14.05.2013 00:25:00	1.30085	2.5	14.05.2013 03:10:00	1.30085	\$ -12.5
857	Buy	14.05.2013 00:28:00	1.30202	1.52	14.05.2013 07:32:00	1.29873	\$ -507.67
811	Sell	14.05.2013 17:16:00	1.2935	1.5	15.05.2013 03:26:00	1.29362	\$ -25.51
755	Buy	14.05.2013 14:56:00	132.40199	0.4	15.05.2013 13:15:00	131.65601	\$ -298.39
858	Buy	16.05.2013 14:03:00	1.29274	1.67	16.05.2013 15:28:00	1.28975	\$ -507.68
951	Buy	16.05.2013 12:30:00	1.2907	1.79	16.05.2013 19:14:00	1.2879	\$ -510.15
859	Sell	17.05.2013 13:55:00	1.27976	1.55	17.05.2013 14:37:00	1.28298	\$ -506.84
756	Buy	17.05.2013 18:26:11	132.435	0.4	19.05.2013 21:36:01	131.64101	\$ -317.6
812	Sell	17.05.2013 12:26:00	1.2843	1.62	19.05.2013 23:32:00	1.28421	\$ 6.48
757	Sell	19.05.2013 21:37:04	131.18201	0.37	21.05.2013 01:10:00	132.31599	\$ -419.58
813	Buy	21.05.2013 17:02:00	1.29297	1.65	21.05.2013 18:00:00	1.28995	\$ -506.54
952	Buy	21.05.2013 15:22:00	1.29035	1.77	22.05.2013 04:45:07	1.29218	\$ 315.06
860	Buy	22.05.2013 14:10:00	1.29967	1.65	22.05.2013 14:24:00	1.29665	\$ -506.54
953	Buy	22.05.2013 14:08:00	1.29881	1.83	22.05.2013 14:25:00	1.29608	\$ -508.74
954	Sell	22.05.2013 14:55:00	1.28962	1.21	23.05.2013 04:15:02	1.28483	\$ 573.55
861	Sell	22.05.2013 16:10:00	1.28569	1.58	23.05.2013 07:18:00	1.28569	\$ -7.9
758	Sell	23.05.2013 05:25:00	131.552	0.33	23.05.2013 15:49:01	131.552	\$ 0.0
955	Sell	28.05.2013 00:15:00	1.29081	2.5	28.05.2013 01:51:11	1.29081	\$ -12.5
862	Sell	28.05.2013 00:25:00	1.28962	2.5	28.05.2013 03:26:02	1.29162	\$ -512.49
956	Sell	28.05.2013 14:13:00	1.28891	1.94	29.05.2013 03:30:02	1.28595	\$ 564.56
814	Buy	30.05.2013 09:45:00	1.29928	1.86	30.05.2013 11:30:02	1.2966	\$ -507.79
863	Buy	29.05.2013 11:02:00	1.29479	1.67	30.05.2013 11:43:00	1.29479	\$ -8.35
957	Buy	30.05.2013 13:28:00	1.3022	1.3	31.05.2013 02:45:01	1.30411	\$ 241.81
864	Sell	31.05.2013 09:08:00	1.29968	1.41	03.06.2013 00:00:01	1.29959	\$ 5.64
865	Buy	03.06.2013 15:20:00	1.31054	1.49	03.06.2013 15:30:00	1.30822	\$ -353.12
759	Sell	03.06.2013 13:15:00	130.188	0.31	03.06.2013 20:59:00	130.188	\$ 0.0
815	Buy	03.06.2013 15:10:00	1.30614	1.39	04.06.2013 01:09:05	1.30702	\$ 115.37
958	Buy	03.06.2013 15:10:00	1.30565	1.29	04.06.2013 04:30:00	1.30618	\$ 61.92
959	Buy	05.06.2013 12:18:00	1.31143	2.02	05.06.2013 12:22:00	1.30895	\$ -511.07
816	Buy	05.06.2013 12:18:00	1.31074	1.49	05.06.2013 12:47:00	1.30738	\$ -508.09
760	Sell	05.06.2013 23:41:03	129.5	0.37	06.06.2013 12:56:00	130.72	\$ -451.4
960	Buy	06.06.2013 12:49:00	1.31663	1.92	06.06.2013 13:03:00	1.31403	\$ -508.79
866	Buy	06.06.2013 15:41:00	1.32056	1.73	07.06.2013 12:56:00	1.32056	\$ -8.65
961	Buy	10.06.2013 15:32:00	1.3235	1.65	11.06.2013 05:00:00	1.32705	\$ 577.49
817	Buy	11.06.2013 14:21:00	1.33054	1.36	11.06.2013 15:13:00	1.32688	\$ -504.56
818	Buy	12.06.2013 14:47:00	1.33347	1.44	13.06.2013 07:58:00	1.33438	\$ 123.85
962	Buy	17.06.2013 19:22:00	1.33601	2.42	17.06.2013 22:48:00	1.33601	\$ -12.1
819	Buy	18.06.2013 08:00:00	1.33902	1.84	18.06.2013 12:40:00	1.33631	\$ -507.84
963	Buy	18.06.2013 08:01:00	1.33815	2.39	18.06.2013 12:40:00	1.33606	\$ -511.45
964	Sell	19.06.2013 18:01:00	1.33778	2.5	20.06.2013 07:30:00	1.32566	\$ 3017.5
820	Sell	19.06.2013 18:38:00	1.32948	1.99	20.06.2013 07:49:00	1.32252	\$ 1375.1
761	Buy	18.06.2013 23:50:00	128.11501	0.33	20.06.2013 16:00:00	129.731	\$ 533.28
867	Sell	19.06.2013 18:04:00	1.33567	2.33	24.06.2013 00:00:00	1.31081	\$ 5780.74
821	Sell	26.06.2013 03:00:01	1.3059	1.36	26.06.2013 05:57:00	1.30755	\$ -231.2
762	Sell	24.06.2013 13:58:00	127.472	0.3	26.06.2013 06:00:00	127.478	\$ -1.8
868	Sell	25.06.2013 14:05:00	1.30755	1.43	28.06.2013 02:43:02	1.30755	\$ -7.15
965	Buy	27.06.2013 16:31:02	1.30514	1.37	28.06.2013 06:00:00	1.30728	\$ 286.32
966	Sell	28.06.2013 14:13:00	1.30164	1.74	01.07.2013 00:02:00	1.30164	\$ -8.7
763	Buy	28.06.2013 00:57:00	128.679	0.44	01.07.2013 17:00:00	130.134	\$ 640.2
967	Sell	02.07.2013 09:00:00	1.3018	2.5	02.07.2013 14:16:00	1.3018	\$ -12.5

822	Sell	02.07.2013 18:39:00	1.29849	1.9	03.07.2013 01:14:00	1.29745	\$ 188.12
869	Sell	02.07.2013 09:00:00	1.30202	2.07	03.07.2013 15:12:00	1.30202	\$ -10.35
764	Sell	03.07.2013 11:16:00	128.923	0.42	03.07.2013 16:13:00	130.09399	\$ -491.82
823	Sell	04.07.2013 12:37:00	1.29229	1.8	04.07.2013 15:07:00	1.29229	\$ -9.0
968	Sell	04.07.2013 12:34:00	1.29556	1.88	05.07.2013 02:00:01	1.29039	\$ 962.56
765	Sell	05.07.2013 08:43:00	128.63901	0.31	05.07.2013 12:40:00	129.595	\$ -296.36
870	Sell	04.07.2013 12:34:00	1.29407	1.78	08.07.2013 00:00:00	1.28143	\$ 2241.02
969	Sell	05.07.2013 12:30:00	1.28343	2.13	08.07.2013 02:00:01	1.28256	\$ 174.66
871	Buy	08.07.2013 13:17:00	1.28695	1.71	08.07.2013 13:30:00	1.28593	\$ -182.96
970	Sell	09.07.2013 14:22:00	1.28181	2.11	10.07.2013 03:45:12	1.27768	\$ 860.91
872	Sell	09.07.2013 14:30:00	1.27995	1.91	10.07.2013 05:52:02	1.27995	\$ -9.55
824	Sell	09.07.2013 14:29:00	1.28063	1.83	10.07.2013 07:22:00	1.28063	\$ -9.15
766	Sell	10.07.2013 04:58:01	128.577	0.46	10.07.2013 12:51:00	128.577	\$ 0.0
971	Buy	10.07.2013 18:15:00	1.2944	1.86	10.07.2013 18:17:00	1.29171	\$ -509.63
873	Buy	10.07.2013 18:15:00	1.29344	1.82	10.07.2013 18:25:00	1.29069	\$ -509.61
825	Buy	10.07.2013 21:42:00	1.30172	1.8	10.07.2013 22:46:00	1.30884	\$ 1272.6
874	Buy	10.07.2013 22:40:00	1.30794	1.28	11.07.2013 07:11:00	1.30403	\$ -506.89
875	Sell	15.07.2013 11:50:00	1.29957	1.38	15.07.2013 12:00:00	1.30053	\$ -139.38
767	Buy	15.07.2013 11:02:00	130.437	0.27	16.07.2013 07:41:00	130.437	\$ 0.0
876	Buy	16.07.2013 15:42:00	1.3152	1.43	17.07.2013 14:37:00	1.31169	\$ -509.08
972	Sell	17.07.2013 14:37:00	1.3116	1.33	17.07.2013 17:15:00	1.31535	\$ -505.41
768	Buy	18.07.2013 06:39:00	131.36501	0.42	19.07.2013 03:30:00	131.36501	\$ 0.0
973	Buy	19.07.2013 02:55:00	1.31436	2.5	19.07.2013 07:59:07	1.31236	\$ -512.49
826	Buy	22.07.2013 09:41:00	1.31768	1.51	23.07.2013 05:41:00	1.31908	\$ 203.85
974	Buy	23.07.2013 14:41:00	1.32163	2.21	24.07.2013 01:42:03	1.32163	\$ -11.05
827	Buy	23.07.2013 14:41:00	1.32179	1.97	24.07.2013 02:00:00	1.32024	\$ -315.19
769	Buy	24.07.2013 07:30:00	132.246	0.39	24.07.2013 17:59:00	132.246	\$ 0.0
828	Buy	25.07.2013 18:09:02	1.3256	1.85	26.07.2013 06:44:01	1.32737	\$ 318.2
877	Buy	25.07.2013 20:07:00	1.32934	1.78	26.07.2013 10:33:01	1.32653	\$ -509.08
975	Sell	29.07.2013 12:28:00	1.32595	2.39	30.07.2013 01:45:05	1.32589	\$ 2.41
770	Sell	26.07.2013 10:32:00	130.75999	0.47	30.07.2013 03:00:00	130.054	\$ 331.82
829	Buy	30.07.2013 11:42:00	1.32968	1.98	30.07.2013 12:00:00	1.32899	\$ -146.52
976	Buy	30.07.2013 11:42:00	1.32962	2.5	30.07.2013 13:42:00	1.32762	\$ -512.49
878	Buy	30.07.2013 11:42:00	1.32956	1.98	30.07.2013 13:45:00	1.32703	\$ -510.86
977	Sell	30.07.2013 14:15:00	1.32538	2.07	31.07.2013 03:45:00	1.32568	\$ -72.46
830	Buy	31.07.2013 08:38:00	1.33012	2.27	31.07.2013 09:04:00	1.32792	\$ -510.75
879	Buy	31.07.2013 08:36:00	1.32932	2.07	31.07.2013 10:14:01	1.32691	\$ -509.21
978	Buy	31.07.2013 08:00:00	1.32871	2.5	31.07.2013 10:14:01	1.32671	\$ -512.49
771	Sell	31.07.2013 10:10:00	129.578	0.44	31.07.2013 12:15:00	130.104	\$ -231.44
979	Sell	31.07.2013 12:30:00	1.32349	1.71	31.07.2013 14:15:00	1.32641	\$ -507.88
831	Buy	31.07.2013 18:00:00	1.33012	2.01	31.07.2013 18:04:00	1.32764	\$ -508.51
980	Buy	31.07.2013 14:41:00	1.32713	1.39	31.07.2013 18:12:00	1.32713	\$ -6.95
772	Buy	31.07.2013 14:59:00	130.578	0.41	01.08.2013 07:36:00	130.578	\$ 0.0
832	Sell	01.08.2013 12:31:00	1.32141	1.82	01.08.2013 12:49:00	1.32416	\$ -509.61
981	Buy	02.08.2013 12:30:00	1.32572	2.47	02.08.2013 13:13:00	1.3237	\$ -511.29
880	Buy	02.08.2013 12:30:00	1.32549	1.78	05.08.2013 00:00:01	1.32771	\$ 386.27
982	Buy	02.08.2013 13:41:00	1.32733	1.27	05.08.2013 00:22:13	1.32733	\$ -6.35
881	Sell	05.08.2013 14:00:00	1.32374	1.45	05.08.2013 14:15:00	1.32414	\$ -65.24
983	Buy	06.08.2013 10:00:00	1.32936	2.5	06.08.2013 10:57:00	1.32736	\$ -512.49
882	Buy	06.08.2013 10:00:00	1.32927	2.24	06.08.2013 11:11:00	1.32704	\$ -510.73
833	Buy	07.08.2013 10:20:00	1.33229	1.91	07.08.2013 10:52:00	1.32968	\$ -508.08

883	Buy	08.08.2013 14:15:00	1.33936	1.8	09.08.2013 12:00:00	1.33658	\$ -509.39
984	Sell	09.08.2013 13:19:00	1.33491	2.5	12.08.2013 02:45:00	1.33231	\$ 637.52
773	Sell	11.08.2013 23:50:00	128.20799	0.39	12.08.2013 21:47:00	129.088	\$ -343.2
884	Sell	13.08.2013 14:05:00	1.32384	2.35	13.08.2013 17:17:00	1.32597	\$ -512.31
985	Sell	13.08.2013 12:32:01	1.32672	2.07	13.08.2013 19:10:03	1.32672	\$ -10.35
774	Buy	13.08.2013 05:10:02	129.718	0.41	14.08.2013 22:00:00	129.95	\$ 95.12
986	Buy	15.08.2013 02:14:01	1.32882	2.5	15.08.2013 04:25:02	1.32882	\$ -12.5
885	Buy	15.08.2013 02:17:00	1.33048	2.2	15.08.2013 07:17:00	1.32821	\$ -510.4
987	Sell	15.08.2013 12:37:00	1.32351	2.5	15.08.2013 14:25:00	1.32351	\$ -12.5
775	Buy	15.08.2013 12:30:00	130.66901	0.43	15.08.2013 14:28:00	129.52901	\$ -490.2
834	Sell	15.08.2013 12:37:00	1.32333	2.38	15.08.2013 15:11:05	1.32543	\$ -511.7
835	Buy	15.08.2013 18:03:00	1.33546	2.13	16.08.2013 06:43:00	1.33312	\$ -509.06
886	Buy	19.08.2013 10:08:00	1.33673	1.99	19.08.2013 10:15:00	1.33655	\$ -45.77
988	Buy	19.08.2013 10:08:00	1.33692	2.5	19.08.2013 11:20:02	1.33492	\$ -512.49
776	Buy	19.08.2013 10:05:00	130.73	0.48	19.08.2013 19:46:00	130.086	\$ -309.12
777	Sell	20.08.2013 07:30:00	129.418	0.48	20.08.2013 09:37:00	130.442	\$ -491.52
836	Buy	20.08.2013 08:32:00	1.33798	2.05	20.08.2013 12:31:00	1.34333	\$ 1086.5
989	Buy	20.08.2013 08:19:00	1.33665	2.5	20.08.2013 21:45:01	1.34211	\$ 1352.51
887	Buy	20.08.2013 08:32:00	1.33828	2.28	21.08.2013 10:40:00	1.33828	\$ -11.4
778	Buy	21.08.2013 05:24:00	131.033	0.35	22.08.2013 22:00:00	131.908	\$ 306.25
990	Buy	23.08.2013 14:21:00	1.33869	2.32	23.08.2013 15:33:00	1.33869	\$ -11.6
991	Buy	27.08.2013 08:00:00	1.33862	2.5	27.08.2013 08:05:00	1.33662	\$ -512.49
992	Sell	27.08.2013 08:07:00	1.33487	2.5	27.08.2013 10:05:00	1.33487	\$ -12.5
888	Sell	27.08.2013 08:10:00	1.33402	2.5	27.08.2013 13:25:00	1.33602	\$ -512.49
779	Sell	27.08.2013 12:00:00	130.265	0.59	27.08.2013 13:40:00	130.265	\$ 0.0
993	Buy	27.08.2013 13:40:00	1.33895	1.74	28.08.2013 03:00:00	1.33893	\$ -12.18
837	Sell	29.08.2013 06:32:03	1.32979	2.34	29.08.2013 10:32:00	1.32455	\$ 1214.45
780	Sell	30.08.2013 07:30:00	129.645	0.49	30.08.2013 15:22:01	129.645	\$ 0.0
889	Sell	29.08.2013 06:48:00	1.32712	1.86	02.09.2013 00:00:02	1.32082	\$ 1162.49
781	Buy	02.09.2013 06:38:01	130.561	0.43	03.09.2013 09:00:00	130.67101	\$ 47.3
782	Buy	04.09.2013 15:20:00	131.483	0.56	05.09.2013 02:42:00	131.483	\$ 0.0
890	Buy	04.09.2013 15:20:00	1.32102	2.5	05.09.2013 02:43:01	1.31902	\$ -512.49
994	Buy	04.09.2013 14:51:00	1.31882	2.5	05.09.2013 03:09:00	1.31882	\$ -12.5
838	Sell	05.09.2013 12:55:00	1.31385	2.5	05.09.2013 13:13:00	1.31585	\$ -512.49
995	Sell	05.09.2013 12:47:00	1.31667	1.93	06.09.2013 02:15:00	1.31318	\$ 663.91
891	Sell	05.09.2013 14:41:00	1.31112	2.13	06.09.2013 02:53:00	1.31346	\$ -509.06
892	Buy	06.09.2013 12:31:00	1.31732	2.5	06.09.2013 12:32:00	1.31532	\$ -512.49
783	Sell	06.09.2013 07:54:01	130.63499	0.33	06.09.2013 18:25:00	130.63499	\$ 0.0
893	Buy	06.09.2013 13:44:00	1.31704	2.32	09.09.2013 00:00:00	1.3172	\$ 25.52
996	Buy	06.09.2013 12:47:01	1.31469	1.96	09.09.2013 02:15:00	1.31706	\$ 454.72
894	Buy	09.09.2013 12:17:00	1.32023	1.8	09.09.2013 12:30:00	1.3204	\$ 21.6
839	Buy	09.09.2013 14:20:00	1.32228	2.08	10.09.2013 06:59:03	1.32557	\$ 673.91
784	Buy	09.09.2013 16:07:00	132.14999	0.29	11.09.2013 09:00:00	133.09599	\$ 274.34
895	Buy	11.09.2013 15:14:00	1.33119	2.48	11.09.2013 16:04:00	1.32917	\$ -513.36
997	Buy	11.09.2013 13:53:00	1.32839	2.42	12.09.2013 03:15:00	1.33189	\$ 834.9
840	Buy	11.09.2013 13:52:00	1.32817	2.21	12.09.2013 04:31:00	1.33135	\$ 691.74
841	Buy	12.09.2013 14:30:00	1.33244	2.29	12.09.2013 17:44:02	1.33025	\$ -512.96
896	Buy	15.09.2013 21:00:00	1.33486	2.06	16.09.2013 00:00:03	1.33585	\$ 193.65
842	Buy	15.09.2013 21:00:00	1.33244	2.11	16.09.2013 01:11:31	1.33585	\$ 708.96
998	Buy	15.09.2013 21:00:00	1.33445	2.5	16.09.2013 09:04:01	1.33445	\$ -12.5
785	Sell	13.09.2013 14:48:01	131.72301	0.6	17.09.2013 07:00:00	132.34	\$ -370.19

999	Sell	18.09.2013 08:33:00	1.33451	2.5	18.09.2013 17:05:00	1.33651	\$ -512.49
843	Buy	18.09.2013 18:00:00	1.33854	2.25	18.09.2013 18:01:00	1.34308	\$ 1010.27
1000	Buy	18.09.2013 17:16:01	1.33714	2.5	19.09.2013 06:45:00	1.35264	\$ 3862.52
786	Buy	18.09.2013 18:30:00	132.642	0.58	20.09.2013 11:00:00	134.492	\$ 1073.0
1001	Sell	20.09.2013 14:48:00	1.35013	1.6	20.09.2013 17:08:00	1.35325	\$ -507.21
897	Buy	18.09.2013 17:16:01	1.33801	2.5	23.09.2013 00:00:02	1.35334	\$ 3820.02
1002	Sell	26.09.2013 09:15:00	1.34866	2.5	26.09.2013 10:35:01	1.35066	\$ -512.49
898	Sell	26.09.2013 09:09:00	1.3496	2.44	27.09.2013 06:00:00	1.3496	\$ -12.2
1003	Buy	27.09.2013 11:57:00	1.35406	2.5	27.09.2013 14:21:04	1.35406	\$ -12.5
899	Buy	27.09.2013 11:57:00	1.35422	2.36	27.09.2013 16:46:01	1.3521	\$ -512.12
844	Buy	27.09.2013 11:48:00	1.3537	2.49	27.09.2013 17:00:00	1.35227	\$ -368.53
787	Sell	27.09.2013 18:15:02	132.685	0.5	30.09.2013 14:55:00	132.672	\$ 6.5
845	Buy	01.10.2013 06:40:01	1.35644	2.3	01.10.2013 09:11:00	1.35427	\$ -510.59
788	Sell	02.10.2013 07:04:00	131.63499	0.42	02.10.2013 16:10:11	132.479	\$ -354.48
1004	Buy	02.10.2013 12:37:00	1.35513	2.23	03.10.2013 02:00:00	1.35976	\$ 1021.36
846	Buy	02.10.2013 13:03:00	1.3588	2.0	03.10.2013 07:13:00	1.35898	\$ 25.98
900	Buy	02.10.2013 12:46:00	1.35706	2.17	04.10.2013 16:09:00	1.35706	\$ -10.85
789	Sell	07.10.2013 11:49:00	131.409	0.48	08.10.2013 12:09:00	131.905	\$ -238.08
847	Sell	09.10.2013 07:06:00	1.3538	2.5	09.10.2013 18:02:00	1.34894	\$ 1202.51
901	Sell	09.10.2013 09:10:00	1.35171	2.1	10.10.2013 08:25:00	1.35171	\$ -10.5
1005	Buy	11.10.2013 07:58:01	1.35638	2.5	11.10.2013 12:43:01	1.35638	\$ -12.5
902	Buy	11.10.2013 08:57:00	1.35662	1.94	11.10.2013 16:15:00	1.35404	\$ -510.21
790	Buy	10.10.2013 08:39:00	132.18201	0.57	14.10.2013 01:00:01	133.243	\$ 604.76
1006	Buy	14.10.2013 12:40:00	1.35898	2.5	14.10.2013 17:11:09	1.35698	\$ -512.49
848	Sell	15.10.2013 10:40:00	1.34855	2.41	15.10.2013 13:44:00	1.35063	\$ -513.35
903	Sell	15.10.2013 09:28:02	1.35044	2.5	15.10.2013 18:36:00	1.35244	\$ -512.49
1007	Sell	15.10.2013 09:11:00	1.35244	2.5	15.10.2013 18:36:00	1.35244	\$ -12.5
849	Sell	16.10.2013 15:04:00	1.3479	2.26	16.10.2013 16:35:00	1.35011	\$ -510.76
1008	Sell	16.10.2013 14:54:01	1.34878	2.42	16.10.2013 16:35:00	1.35085	\$ -513.03
1009	Buy	16.10.2013 17:51:00	1.35453	1.49	17.10.2013 07:15:00	1.35583	\$ 186.25
850	Buy	17.10.2013 07:25:00	1.35975	2.14	17.10.2013 12:15:00	1.36639	\$ 1410.25
791	Buy	16.10.2013 23:50:00	133.82899	0.5	18.10.2013 09:23:02	133.82899	\$ 0.0
904	Buy	17.10.2013 11:18:00	1.36405	1.8	21.10.2013 00:00:00	1.36811	\$ 721.78
851	Buy	22.10.2013 12:30:00	1.37037	2.47	22.10.2013 13:57:00	1.37481	\$ 1084.32
792	Buy	21.10.2013 06:11:01	134.188	0.55	22.10.2013 23:00:00	135.25999	\$ 589.6
1010	Buy	22.10.2013 12:30:00	1.36925	2.5	23.10.2013 02:00:10	1.37828	\$ 2245.0
793	Sell	23.10.2013 08:16:00	133.60201	0.45	24.10.2013 05:49:02	134.599	\$ -448.65
1011	Buy	25.10.2013 04:00:06	1.38192	2.5	25.10.2013 09:38:00	1.37992	\$ -512.49
905	Buy	22.10.2013 12:30:00	1.37077	2.5	28.10.2013 00:00:06	1.38045	\$ 2407.51
906	Sell	28.10.2013 13:30:00	1.37792	2.5	28.10.2013 13:45:02	1.37793	\$ -14.97
1012	Sell	28.10.2013 12:24:00	1.37829	2.5	28.10.2013 18:26:00	1.38029	\$ -512.49
1013	Buy	29.10.2013 14:38:00	1.3806	2.02	29.10.2013 15:45:00	1.37812	\$ -511.07
852	Sell	29.10.2013 16:13:00	1.37537	2.23	30.10.2013 04:37:03	1.37427	\$ 234.16
1014	Sell	29.10.2013 16:13:00	1.3751	1.71	30.10.2013 05:30:01	1.37383	\$ 208.63
853	Sell	30.10.2013 18:03:00	1.37324	2.33	30.10.2013 18:04:00	1.37539	\$ -512.61
794	Buy	29.10.2013 14:21:00	134.966	0.56	31.10.2013 04:03:01	134.966	\$ 0.0
907	Sell	31.10.2013 15:56:00	1.35927	1.7	04.11.2013 00:00:00	1.34934	\$ 1679.6
795	Sell	31.10.2013 10:13:00	134.26199	0.66	04.11.2013 04:00:00	133.13699	\$ 742.5
1015	Sell	05.11.2013 13:45:00	1.34635	2.29	06.11.2013 02:44:00	1.34854	\$ -512.96
796	Sell	05.11.2013 07:59:00	132.59	0.72	06.11.2013 03:34:00	133.09801	\$ -365.77
854	Sell	07.11.2013 12:45:00	1.3442	2.27	07.11.2013 12:46:00	1.33823	\$ 1343.84



797	Sell	07.11.2013 12:45:00	132.364	0.82	07.11.2013 13:40:00	132.364	\$ 0.0
1016	Sell	07.11.2013 12:45:00	1.34898	2.5	08.11.2013 02:15:07	1.34148	\$ 1862.48
1017	Sell	08.11.2013 13:46:00	1.33585	1.53	08.11.2013 13:59:00	1.33911	\$ -506.43
908	Sell	07.11.2013 12:45:00	1.34898	2.23	11.11.2013 00:00:01	1.3348	\$ 3150.98
909	Buy	11.11.2013 17:23:02	1.34175	1.48	11.11.2013 17:30:10	1.34094	\$ -127.28
1018	Buy	12.11.2013 13:11:00	1.34317	1.6	12.11.2013 16:24:04	1.34317	\$ -8.0
798	Buy	12.11.2013 11:04:01	133.733	0.51	12.11.2013 16:49:00	133.733	\$ 0.0
855	Buy	13.11.2013 16:42:00	1.34561	1.81	13.11.2013 17:00:00	1.3456	\$ -10.86
1019	Buy	13.11.2013 16:42:00	1.34512	1.51	14.11.2013 06:00:04	1.34706	\$ 285.39
1020	Buy	15.11.2013 13:45:00	1.34776	2.21	15.11.2013 15:20:02	1.34776	\$ -11.05
799	Buy	14.11.2013 01:15:00	134.017	0.46	15.11.2013 18:00:00	135.16701	\$ 529.0
910	Buy	15.11.2013 13:47:00	1.34894	1.79	18.11.2013 00:00:04	1.34821	\$ -139.63
911	Buy	18.11.2013 14:36:00	1.35352	2.13	18.11.2013 14:45:01	1.35363	\$ 12.76
856	Buy	15.11.2013 14:16:00	1.34972	1.7	18.11.2013 17:40:00	1.34972	\$ -8.5
1021	Buy	19.11.2013 08:03:00	1.35386	2.5	19.11.2013 08:23:00	1.35186	\$ -512.49
1022	Buy	19.11.2013 15:17:01	1.35292	1.92	20.11.2013 04:45:01	1.35536	\$ 458.88
800	Buy	19.11.2013 15:15:00	135.362	0.47	20.11.2013 07:50:01	135.362	\$ 0.0
857	Buy	19.11.2013 17:27:00	1.35428	2.05	20.11.2013 08:00:00	1.35338	\$ -194.76
801	Sell	20.11.2013 15:31:00	134.603	0.52	20.11.2013 23:28:00	134.603	\$ 0.0
858	Sell	20.11.2013 18:23:00	1.3432	2.04	21.11.2013 03:32:14	1.34302	\$ 26.52
1023	Sell	20.11.2013 15:20:03	1.34956	1.88	21.11.2013 04:45:00	1.34202	\$ 1408.14
912	Sell	20.11.2013 16:24:00	1.34517	1.81	21.11.2013 11:33:00	1.34517	\$ -9.05
913	Buy	22.11.2013 09:00:00	1.3521	1.48	25.11.2013 00:00:01	1.35513	\$ 441.03
802	Buy	21.11.2013 13:44:00	135.948	0.4	25.11.2013 06:00:00	137.95399	\$ 802.4
859	Buy	26.11.2013 18:39:00	1.3571	2.07	27.11.2013 16:00:00	1.35731	\$ 33.13
914	Buy	28.11.2013 09:00:01	1.36123	2.44	28.11.2013 10:58:00	1.35918	\$ -512.41
860	Buy	28.11.2013 09:00:01	1.36128	2.29	28.11.2013 10:59:01	1.3591	\$ -510.67
803	Buy	27.11.2013 03:45:02	137.992	0.55	28.11.2013 20:00:00	139.105	\$ 612.15
1024	Sell	29.11.2013 17:59:00	1.35898	2.5	02.12.2013 00:39:00	1.36098	\$ -512.52
915	Sell	02.12.2013 11:20:00	1.3535	2.15	02.12.2013 11:30:00	1.35365	\$ -42.99
1025	Sell	02.12.2013 09:26:00	1.35609	2.5	02.12.2013 15:41:00	1.35609	\$ -12.5
804	Buy	02.12.2013 17:23:02	139.713	0.51	03.12.2013 11:40:00	139.19901	\$ -262.14
916	Buy	03.12.2013 12:22:00	1.35803	1.91	04.12.2013 13:44:00	1.35541	\$ -509.97
1026	Sell	04.12.2013 13:34:00	1.35702	2.38	04.12.2013 17:17:00	1.35702	\$ -11.9
1027	Buy	04.12.2013 17:36:00	1.35996	1.59	05.12.2013 07:00:00	1.36255	\$ 403.87
861	Buy	05.12.2013 06:27:01	1.36216	2.18	05.12.2013 09:12:00	1.35986	\$ -512.31
805	Sell	04.12.2013 17:19:00	138.688	0.4	05.12.2013 15:39:00	139.561	\$ -349.2
862	Buy	05.12.2013 14:05:00	1.36391	2.07	06.12.2013 12:00:00	1.367	\$ 629.28
1028	Sell	06.12.2013 13:30:00	1.36239	2.5	06.12.2013 13:38:00	1.36439	\$ -512.49
917	Sell	06.12.2013 13:30:00	1.36314	2.39	06.12.2013 13:39:00	1.36523	\$ -511.45
1029	Sell	06.12.2013 13:48:00	1.36389	1.95	06.12.2013 13:57:00	1.36646	\$ -510.88
918	Buy	06.12.2013 20:23:03	1.37022	2.26	09.12.2013 00:00:00	1.37064	\$ 83.64
1030	Buy	06.12.2013 15:08:01	1.36848	1.45	09.12.2013 04:30:05	1.37031	\$ 258.1
806	Buy	06.12.2013 13:30:00	140.026	0.35	10.12.2013 06:00:00	142.06799	\$ 714.7
919	Buy	11.12.2013 14:35:00	1.37972	2.37	11.12.2013 15:23:00	1.37761	\$ -511.92
1031	Buy	11.12.2013 14:09:00	1.37882	2.5	11.12.2013 15:23:00	1.37682	\$ -512.49
1032	Sell	12.12.2013 13:45:00	1.37503	2.1	12.12.2013 14:53:02	1.37741	\$ -510.3
807	Buy	12.12.2013 21:26:00	142.17	0.45	13.12.2013 10:16:00	142.17	\$ 0.0
1033	Sell	13.12.2013 10:18:00	1.37216	2.5	13.12.2013 11:03:00	1.37216	\$ -12.5
920	Sell	13.12.2013 10:44:01	1.37145	1.95	13.12.2013 13:43:01	1.37401	\$ -508.95
808	Sell	17.12.2013 15:44:00	141.21201	0.82	18.12.2013 00:26:02	141.591	\$ -310.78

863	Sell	18.12.2013 19:00:00	1.37088	2.31	18.12.2013 19:01:00	1.37304	\$ -510.5
1034	Sell	18.12.2013 19:00:00	1.37206	2.5	18.12.2013 19:02:00	1.37406	\$ -512.52
864	Buy	18.12.2013 19:09:00	1.37983	2.36	18.12.2013 19:11:00	1.37772	\$ -509.76
1035	Buy	18.12.2013 19:09:00	1.37934	2.24	18.12.2013 19:12:00	1.3771	\$ -512.97
1036	Buy	18.12.2013 19:34:00	1.37987	1.42	18.12.2013 19:47:00	1.37636	\$ -505.52
1037	Sell	18.12.2013 20:26:00	1.37338	1.18	19.12.2013 09:45:00	1.36825	\$ 599.43
809	Buy	18.12.2013 19:07:00	142.543	0.5	20.12.2013 12:00:00	142.60001	\$ 28.5
921	Sell	18.12.2013 20:37:00	1.36945	1.77	20.12.2013 15:34:01	1.36945	\$ -8.85
1038	Buy	20.12.2013 15:10:00	1.36917	2.06	20.12.2013 16:00:00	1.36674	\$ -510.87
922	Buy	23.12.2013 15:36:00	1.37178	2.08	23.12.2013 15:45:02	1.3702	\$ -339.04
810	Buy	24.12.2013 01:09:00	142.827	0.81	26.12.2013 07:00:00	143.403	\$ 466.56
865	Buy	27.12.2013 02:02:01	1.37166	2.5	27.12.2013 06:42:00	1.37621	\$ 1124.99
923	Buy	27.12.2013 02:03:00	1.37183	2.5	30.12.2013 00:00:00	1.37513	\$ 812.52
924	Buy	30.12.2013 16:04:00	1.3819	1.43	30.12.2013 16:15:01	1.38149	\$ -65.77
866	Sell	02.01.2014 12:30:00	1.36619	1.81	03.01.2014 02:14:00	1.36653	\$ -70.59
925	Sell	02.01.2014 11:12:01	1.36911	1.62	06.01.2014 00:00:00	1.35972	\$ 1513.08
811	Sell	02.01.2014 11:12:00	144.368	0.44	06.01.2014 04:00:01	141.84399	\$ 1110.56
1039	Sell	07.01.2014 15:04:00	1.36071	1.94	07.01.2014 17:16:00	1.36329	\$ -510.21
867	Sell	08.01.2014 13:18:00	1.35715	2.09	08.01.2014 13:58:00	1.35954	\$ -509.97
926	Sell	08.01.2014 13:18:00	1.35704	1.98	08.01.2014 13:59:00	1.35957	\$ -510.84
868	Sell	09.01.2014 13:49:00	1.35529	2.1	09.01.2014 14:19:00	1.35767	\$ -510.28
1040	Sell	09.01.2014 13:49:00	1.35551	1.59	09.01.2014 15:10:00	1.35866	\$ -508.8
927	Buy	10.01.2014 13:33:00	1.36537	2.5	10.01.2014 13:38:00	1.36337	\$ -512.52
1041	Buy	10.01.2014 13:33:00	1.36518	2.5	10.01.2014 13:39:00	1.36318	\$ -512.49
869	Buy	10.01.2014 13:34:00	1.36562	2.03	10.01.2014 13:41:00	1.36315	\$ -511.56
928	Buy	10.01.2014 14:49:01	1.36622	2.19	13.01.2014 00:00:00	1.36719	\$ 201.48
1042	Buy	10.01.2014 14:18:00	1.36466	1.61	13.01.2014 03:45:02	1.36798	\$ 526.47
812	Sell	13.01.2014 00:08:00	142.039	0.49	14.01.2014 03:26:01	141.464	\$ 281.75
870	Buy	14.01.2014 08:25:00	1.36869	1.9	14.01.2014 09:00:00	1.3682	\$ -102.61
1043	Buy	14.01.2014 08:25:00	1.36918	2.5	14.01.2014 09:49:02	1.36718	\$ -512.49
1044	Sell	15.01.2014 01:43:00	1.3639	2.5	15.01.2014 05:46:07	1.3639	\$ -12.5
1045	Buy	16.01.2014 14:01:00	1.36446	2.06	16.01.2014 15:19:00	1.36204	\$ -508.81
871	Sell	17.01.2014 13:15:00	1.35814	2.13	17.01.2014 18:21:00	1.35186	\$ 1326.98
929	Sell	17.01.2014 17:04:00	1.35461	2.01	20.01.2014 00:00:00	1.35287	\$ 339.69
813	Buy	23.01.2014 00:25:00	141.85899	0.37	23.01.2014 12:11:00	141.85899	\$ 0.0
872	Buy	23.01.2014 08:28:00	1.36209	2.42	23.01.2014 15:20:02	1.36794	\$ 1403.59
1046	Buy	23.01.2014 07:50:01	1.35757	2.5	23.01.2014 21:15:00	1.36947	\$ 2962.49
930	Buy	23.01.2014 07:58:00	1.35915	2.16	27.01.2014 00:00:00	1.36868	\$ 2047.67
931	Buy	27.01.2014 09:00:00	1.37075	1.73	27.01.2014 09:15:02	1.37055	\$ -43.24
814	Sell	24.01.2014 08:36:01	141.02699	0.37	28.01.2014 01:00:01	140.468	\$ 206.83
1047	Sell	28.01.2014 10:07:00	1.36364	2.5	28.01.2014 13:30:00	1.36564	\$ -512.52
932	Sell	28.01.2014 10:04:00	1.36461	2.13	28.01.2014 13:34:00	1.36695	\$ -509.09
933	Sell	29.01.2014 13:14:00	1.36114	2.21	29.01.2014 13:52:00	1.3634	\$ -510.5
1048	Sell	29.01.2014 12:29:00	1.36415	2.5	29.01.2014 13:55:00	1.36415	\$ -12.5
873	Sell	29.01.2014 13:06:01	1.36247	2.16	29.01.2014 14:06:00	1.36479	\$ -511.91
1049	Buy	29.01.2014 14:51:02	1.3673	1.5	29.01.2014 19:02:00	1.36397	\$ -507.0
874	Sell	30.01.2014 09:01:00	1.3603	2.17	31.01.2014 06:17:02	1.35416	\$ 1321.53
815	Sell	29.01.2014 19:18:00	139.136	0.38	31.01.2014 08:50:01	139.136	\$ 0.0
934	Sell	30.01.2014 08:01:00	1.36125	1.55	03.02.2014 00:00:02	1.34888	\$ 1909.62
1050	Buy	03.02.2014 16:21:00	1.35325	2.05	04.02.2014 03:21:00	1.35081	\$ -510.44
935	Buy	05.02.2014 13:06:00	1.35454	2.31	05.02.2014 13:45:00	1.35238	\$ -510.5

1051	Buy	05.02.2014 13:00:00	1.35317	2.38	05.02.2014 14:14:01	1.35106	\$ -514.08
1052	Buy	05.02.2014 15:20:00	1.3545	1.85	05.02.2014 16:47:00	1.3518	\$ -508.77
936	Sell	06.02.2014 13:32:00	1.34843	2.48	06.02.2014 13:33:00	1.35044	\$ -510.88
1053	Sell	06.02.2014 12:53:00	1.34954	2.5	06.02.2014 13:33:00	1.35154	\$ -512.49
875	Buy	06.02.2014 13:35:00	1.35728	2.27	06.02.2014 13:38:00	1.35508	\$ -510.75
1054	Buy	06.02.2014 13:34:00	1.35507	2.5	07.02.2014 03:00:05	1.35917	\$ 1012.49
937	Buy	06.02.2014 13:47:00	1.35845	2.12	07.02.2014 08:32:00	1.35609	\$ -510.94
876	Buy	07.02.2014 13:30:00	1.36188	2.2	07.02.2014 13:43:00	1.35961	\$ -510.4
1055	Buy	07.02.2014 13:31:00	1.36063	2.35	07.02.2014 14:00:00	1.3585	\$ -512.31
816	Buy	06.02.2014 14:20:00	138.112	0.35	10.02.2014 07:00:00	139.51199	\$ 490.0
1056	Buy	11.02.2014 00:50:00	1.36766	2.5	11.02.2014 06:17:04	1.36566	\$ -512.52
817	Sell	12.02.2014 11:39:00	139.03101	0.7	12.02.2014 12:11:03	139.03101	\$ 0.0
1057	Sell	12.02.2014 11:39:00	1.35889	2.5	12.02.2014 15:47:00	1.35889	\$ -12.5
938	Sell	12.02.2014 11:36:00	1.36019	2.18	13.02.2014 06:12:03	1.36248	\$ -510.12
877	Buy	13.02.2014 09:49:01	1.36829	2.5	13.02.2014 10:00:00	1.36732	\$ -255.0
939	Buy	14.02.2014 08:01:00	1.37141	2.18	14.02.2014 09:28:04	1.36912	\$ -510.12
1058	Buy	18.02.2014 02:59:01	1.37126	2.5	18.02.2014 10:07:00	1.37126	\$ -12.5
1059	Buy	18.02.2014 14:11:00	1.37712	2.29	18.02.2014 15:59:01	1.37494	\$ -510.67
818	Buy	18.02.2014 03:36:00	140.06799	0.51	19.02.2014 12:41:02	140.092	\$ 12.24
940	Buy	18.02.2014 09:06:00	1.37258	2.5	19.02.2014 19:21:00	1.37258	\$ -12.5
1060	Sell	19.02.2014 19:21:00	1.37275	2.5	20.02.2014 02:10:00	1.37475	\$ -512.49
819	Sell	20.02.2014 08:28:00	139.205	0.44	20.02.2014 14:00:00	140.27699	\$ -471.68
1061	Sell	20.02.2014 07:58:00	1.37235	2.5	20.02.2014 14:10:01	1.37235	\$ -12.5
1062	Buy	21.02.2014 14:48:06	1.37335	2.5	21.02.2014 16:06:00	1.37335	\$ -12.5
941	Buy	21.02.2014 14:54:00	1.37459	2.5	21.02.2014 16:10:00	1.37259	\$ -512.52
820	Buy	21.02.2014 14:48:01	141.039	0.36	24.02.2014 04:19:00	140.369	\$ -241.2
1063	Sell	25.02.2014 15:16:00	1.37263	2.5	25.02.2014 16:03:02	1.37463	\$ -512.49
821	Sell	25.02.2014 15:15:00	140.203	0.68	26.02.2014 17:25:00	140.203	\$ 0.0
878	Sell	26.02.2014 14:30:00	1.36878	2.5	26.02.2014 20:21:01	1.36878	\$ -12.5
1064	Sell	26.02.2014 12:21:01	1.37206	2.5	27.02.2014 01:45:09	1.3693	\$ 677.48
942	Sell	26.02.2014 12:22:00	1.37185	2.5	27.02.2014 16:59:01	1.37185	\$ -12.5
879	Buy	28.02.2014 10:00:00	1.3771	2.5	28.02.2014 14:07:00	1.38204	\$ 1222.51
822	Buy	28.02.2014 13:30:00	140.791	0.44	02.03.2014 22:00:00	140.02499	\$ -337.04
1065	Buy	28.02.2014 10:00:00	1.37811	2.5	02.03.2014 22:00:01	1.37811	\$ -12.5
943	Buy	28.02.2014 10:00:00	1.37466	2.33	03.03.2014 00:00:00	1.37741	\$ 629.11
944	Buy	06.03.2014 12:01:00	1.37572	2.5	06.03.2014 12:45:00	1.37372	\$ -512.49
1066	Buy	06.03.2014 12:01:00	1.37595	2.5	06.03.2014 12:45:00	1.37395	\$ -512.49
1067	Buy	06.03.2014 13:35:00	1.37728	1.97	07.03.2014 03:00:01	1.3859	\$ 1688.29
880	Buy	06.03.2014 14:00:00	1.38248	2.5	07.03.2014 08:56:00	1.38747	\$ 1235.0
945	Buy	06.03.2014 13:35:00	1.37758	2.5	10.03.2014 00:00:01	1.38772	\$ 2522.49
1068	Buy	12.03.2014 12:22:00	1.38905	2.5	13.03.2014 01:45:00	1.38983	\$ 182.5
881	Buy	12.03.2014 16:41:00	1.3915	2.5	13.03.2014 09:27:00	1.39596	\$ 1102.49
946	Buy	12.03.2014 12:22:00	1.38913	2.5	13.03.2014 17:00:00	1.38913	\$ -12.5
823	Sell	13.03.2014 15:59:00	142.233	0.37	17.03.2014 08:00:00	141.01199	\$ 451.77
1069	Buy	17.03.2014 13:40:00	1.39295	2.5	18.03.2014 03:00:33	1.39333	\$ 82.48
1070	Sell	19.03.2014 18:00:00	1.38855	2.5	20.03.2014 07:30:00	1.38356	\$ 1235.03
882	Sell	19.03.2014 18:17:00	1.38456	2.25	20.03.2014 07:40:00	1.38456	\$ -11.25
824	Sell	21.03.2014 07:43:00	140.737	0.42	21.03.2014 08:25:00	140.737	\$ 0.0
947	Sell	19.03.2014 18:06:00	1.38608	2.5	24.03.2014 00:00:11	1.37983	\$ 1550.01
1071	Buy	24.03.2014 08:00:00	1.38249	2.5	24.03.2014 08:30:00	1.38049	\$ -512.52
1072	Sell	24.03.2014 09:17:01	1.37793	2.5	24.03.2014 13:18:06	1.37793	\$ -12.5

1073	Buy	24.03.2014 17:51:00	1.38361	2.49	24.03.2014 18:38:00	1.38361	\$ -12.45
883	Sell	25.03.2014 16:15:01	1.37494	2.04	25.03.2014 16:18:00	1.37739	\$ -510.0
825	Sell	26.03.2014 17:55:00	140.69501	0.72	27.03.2014 04:05:00	140.69501	\$ 0.0
884	Sell	27.03.2014 10:04:00	1.37491	1.99	27.03.2014 13:36:00	1.37742	\$ -509.43
948	Sell	27.03.2014 09:42:00	1.37536	2.04	27.03.2014 13:36:00	1.37781	\$ -510.0
949	Sell	28.03.2014 08:07:00	1.37142	2.31	28.03.2014 10:42:00	1.37358	\$ -510.5
1074	Sell	28.03.2014 08:07:00	1.37141	2.5	28.03.2014 10:42:00	1.37341	\$ -512.49
950	Sell	31.03.2014 09:00:00	1.37218	2.35	31.03.2014 09:01:00	1.3743	\$ -509.95
951	Buy	31.03.2014 09:11:00	1.37756	2.33	31.03.2014 09:15:00	1.37696	\$ -151.45
826	Buy	28.03.2014 15:28:00	141.507	0.52	01.04.2014 08:00:00	142.51401	\$ 523.64
952	Sell	02.04.2014 15:22:00	1.37628	2.5	03.04.2014 12:33:00	1.37828	\$ -512.52
1075	Buy	03.04.2014 12:33:00	1.37801	2.46	03.04.2014 12:45:00	1.37598	\$ -511.68
1076	Sell	03.04.2014 13:05:00	1.37433	1.66	04.04.2014 02:30:21	1.37148	\$ 464.81
885	Sell	03.04.2014 14:10:00	1.37048	2.35	04.04.2014 12:51:00	1.37227	\$ -432.41
1077	Sell	04.04.2014 14:00:00	1.3685	2.24	04.04.2014 14:04:00	1.37073	\$ -510.73
1078	Sell	04.04.2014 14:31:00	1.36779	1.62	04.04.2014 16:11:02	1.37088	\$ -508.68
953	Buy	07.04.2014 11:03:01	1.37303	2.24	07.04.2014 11:15:00	1.37287	\$ -47.04
1079	Buy	07.04.2014 07:30:00	1.37206	2.5	07.04.2014 21:00:01	1.37415	\$ 510.02
1080	Buy	09.04.2014 14:55:00	1.38245	2.5	09.04.2014 16:52:00	1.38045	\$ -512.49
886	Buy	09.04.2014 14:55:00	1.38202	2.5	09.04.2014 17:00:00	1.38086	\$ -302.51
1081	Buy	09.04.2014 18:02:00	1.38408	2.41	10.04.2014 06:21:04	1.38408	\$ -12.05
1082	Sell	13.04.2014 21:00:01	1.38616	2.5	13.04.2014 21:57:03	1.38616	\$ -12.5
827	Buy	11.04.2014 06:12:00	141.556	0.41	13.04.2014 22:35:05	140.601	\$ -391.55
954	Buy	08.04.2014 07:20:00	1.37558	2.5	14.04.2014 00:00:00	1.38471	\$ 2270.0
955	Sell	15.04.2014 08:35:01	1.37951	2.5	15.04.2014 14:05:00	1.38151	\$ -512.49
828	Buy	16.04.2014 07:58:00	141.55701	0.5	17.04.2014 02:32:00	141.006	\$ -275.51
1083	Sell	21.04.2014 01:09:02	1.38053	2.5	21.04.2014 06:55:11	1.38253	\$ -512.49
887	Sell	21.04.2014 15:32:03	1.37903	2.5	22.04.2014 08:19:02	1.38103	\$ -512.49
956	Buy	22.04.2014 10:31:02	1.38215	2.5	22.04.2014 14:26:02	1.38015	\$ -512.52
829	Sell	22.04.2014 06:08:03	141.312	1.02	23.04.2014 00:05:03	141.80099	\$ -498.92
830	Buy	23.04.2014 06:02:00	141.82401	0.98	23.04.2014 10:15:00	141.394	\$ -421.41
1084	Buy	23.04.2014 08:14:00	1.38444	2.5	23.04.2014 13:16:00	1.38244	\$ -512.49
1085	Sell	24.04.2014 12:38:00	1.38016	2.5	24.04.2014 13:47:00	1.38216	\$ -512.49
1086	Buy	24.04.2014 15:27:01	1.38319	2.28	25.04.2014 04:45:03	1.38321	\$ -6.86
831	Sell	23.04.2014 15:29:00	141.213	0.62	25.04.2014 08:00:00	141.504	\$ -180.42
1087	Sell	28.04.2014 00:27:01	1.38263	2.5	28.04.2014 07:06:00	1.38463	\$ -512.49
832	Sell	25.04.2014 12:12:00	141.045	0.77	28.04.2014 07:19:00	141.57401	\$ -407.34
1088	Buy	28.04.2014 07:19:00	1.38514	2.5	28.04.2014 14:19:03	1.38514	\$ -12.5
888	Buy	28.04.2014 07:20:00	1.38546	2.5	28.04.2014 16:00:00	1.38436	\$ -287.52
833	Buy	28.04.2014 09:07:00	141.998	0.71	29.04.2014 12:15:00	141.998	\$ 0.0
1089	Sell	29.04.2014 12:01:00	1.38361	2.5	30.04.2014 01:30:15	1.38106	\$ 625.0
889	Sell	30.04.2014 08:40:00	1.37914	2.5	30.04.2014 09:02:00	1.38114	\$ -512.49
957	Sell	29.04.2014 15:40:00	1.38101	2.5	30.04.2014 09:20:00	1.38301	\$ -512.49
890	Buy	01.05.2014 06:06:01	1.38794	2.5	01.05.2014 07:00:00	1.38866	\$ 167.48
1090	Sell	02.05.2014 12:30:00	1.38397	2.5	02.05.2014 14:27:00	1.38397	\$ -12.5
958	Sell	02.05.2014 12:30:00	1.38325	2.5	02.05.2014 14:37:00	1.38525	\$ -512.49
891	Buy	06.05.2014 07:15:00	1.38892	2.5	06.05.2014 10:47:02	1.39334	\$ 1092.51
1091	Buy	06.05.2014 07:15:00	1.38931	2.5	06.05.2014 20:45:01	1.39293	\$ 892.51
834	Sell	07.05.2014 05:55:00	141.285	0.76	07.05.2014 12:18:01	141.776	\$ -373.16
892	Buy	08.05.2014 11:45:01	1.39512	2.5	08.05.2014 12:33:00	1.3988	\$ 907.5
1092	Buy	08.05.2014 12:33:00	1.39854	2.5	08.05.2014 12:52:00	1.39654	\$ -512.49

959	Buy	06.05.2014 07:15:00	1.38945	2.5	08.05.2014 13:04:00	1.38945	\$ -12.5
835	Buy	08.05.2014 12:32:00	142.09399	0.52	08.05.2014 13:19:00	141.136	\$ -497.93
1093	Sell	08.05.2014 13:13:00	1.3886	2.5	09.05.2014 02:30:40	1.38394	\$ 1152.5
893	Sell	09.05.2014 09:22:02	1.38122	2.5	09.05.2014 12:20:00	1.3772	\$ 992.49
960	Sell	09.05.2014 12:16:00	1.37754	1.82	12.05.2014 00:00:00	1.37618	\$ 238.43
836	Sell	08.05.2014 13:19:00	141.14999	0.72	12.05.2014 06:00:02	140.35201	\$ 574.56
1094	Sell	13.05.2014 09:12:00	1.37416	2.5	13.05.2014 22:30:04	1.37055	\$ 890.03
837	Sell	14.05.2014 08:04:00	139.87801	0.75	15.05.2014 06:09:00	139.87801	\$ 0.0
894	Sell	15.05.2014 07:10:00	1.36891	2.5	15.05.2014 14:10:00	1.36891	\$ -12.5
1095	Sell	15.05.2014 07:08:00	1.36988	2.5	15.05.2014 14:17:00	1.36988	\$ -12.5
961	Sell	13.05.2014 10:07:00	1.37367	2.5	19.05.2014 00:00:02	1.37044	\$ 794.99
838	Sell	19.05.2014 09:37:00	138.77499	0.74	20.05.2014 02:04:01	139.332	\$ -412.19
962	Sell	20.05.2014 08:39:00	1.36827	2.5	20.05.2014 10:04:00	1.37027	\$ -512.49
839	Sell	20.05.2014 08:38:00	138.61	0.86	21.05.2014 14:02:00	138.61	\$ 0.0
895	Sell	21.05.2014 17:11:00	1.36484	2.5	21.05.2014 17:34:00	1.36684	\$ -512.49
963	Sell	21.05.2014 12:47:00	1.36645	2.5	21.05.2014 18:39:00	1.36845	\$ -512.52
1096	Sell	21.05.2014 10:51:00	1.36875	2.5	21.05.2014 19:46:00	1.36875	\$ -12.5
964	Sell	23.05.2014 08:05:00	1.36268	2.5	26.05.2014 00:00:05	1.3629	\$ -67.52
1097	Buy	26.05.2014 07:41:00	1.36431	2.5	26.05.2014 21:00:11	1.36455	\$ 47.49
840	Buy	26.05.2014 23:38:00	139.129	1.0	27.05.2014 05:58:00	139.129	\$ 0.0
896	Sell	27.05.2014 14:59:02	1.36145	2.5	27.05.2014 18:33:00	1.36345	\$ -512.52
841	Sell	28.05.2014 12:38:00	138.595	0.7	30.05.2014 05:00:00	138.245	\$ 245.0
1098	Buy	30.05.2014 13:13:00	1.36283	2.5	30.05.2014 20:59:00	1.36283	\$ -12.5
965	Buy	30.05.2014 14:58:00	1.36404	2.5	02.06.2014 00:00:00	1.36287	\$ -305.01
842	Buy	02.06.2014 03:40:03	139.13	0.96	03.06.2014 06:04:00	139.13	\$ 0.0
1099	Buy	03.06.2014 12:04:00	1.36369	2.5	04.06.2014 00:45:01	1.36169	\$ -512.49
966	Buy	03.06.2014 11:40:00	1.36251	2.5	04.06.2014 07:06:00	1.36051	\$ -512.49
967	Buy	05.06.2014 11:45:00	1.36404	2.5	05.06.2014 11:46:00	1.36204	\$ -512.49
1100	Buy	05.06.2014 11:45:00	1.36384	2.5	05.06.2014 11:46:00	1.36184	\$ -512.49
897	Sell	05.06.2014 11:47:00	1.35875	2.5	05.06.2014 12:31:00	1.35471	\$ 997.5
1101	Sell	05.06.2014 11:49:00	1.35688	2.5	05.06.2014 13:36:00	1.35688	\$ -12.5
968	Sell	05.06.2014 11:49:00	1.35714	2.5	05.06.2014 13:39:00	1.35714	\$ -12.5
843	Sell	05.06.2014 12:39:00	138.681	0.86	05.06.2014 13:47:00	139.265	\$ -501.81
898	Buy	05.06.2014 14:25:00	1.365	2.5	05.06.2014 14:26:00	1.363	\$ -512.49
899	Buy	06.06.2014 12:34:00	1.36698	2.16	06.06.2014 13:00:00	1.36639	\$ -138.23
1102	Buy	09.06.2014 06:57:00	1.36697	2.5	09.06.2014 07:43:00	1.36497	\$ -512.49
844	Buy	05.06.2014 17:53:00	139.963	0.41	09.06.2014 10:00:00	139.586	\$ -154.57
969	Sell	09.06.2014 11:16:05	1.36145	2.5	09.06.2014 11:30:02	1.36091	\$ 122.5
1103	Sell	09.06.2014 10:00:00	1.36174	2.5	09.06.2014 11:42:00	1.36174	\$ -12.5
1104	Buy	11.06.2014 11:27:00	1.35555	2.5	11.06.2014 13:51:01	1.35355	\$ -512.52
970	Sell	10.06.2014 08:18:00	1.35732	2.5	12.06.2014 18:45:01	1.35732	\$ -12.5
971	Buy	16.06.2014 15:53:00	1.35797	2.5	16.06.2014 16:00:00	1.3577	\$ -80.0
845	Sell	16.06.2014 07:16:00	137.72	0.61	16.06.2014 23:55:01	138.32899	\$ -371.49
1105	Buy	16.06.2014 11:01:02	1.35453	2.5	17.06.2014 00:30:00	1.35864	\$ 1014.99
900	Buy	16.06.2014 15:52:01	1.3579	2.5	17.06.2014 01:59:00	1.3559	\$ -512.49
846	Buy	17.06.2014 08:55:00	138.558	0.84	18.06.2014 18:00:00	138.558	\$ 0.0
901	Buy	18.06.2014 18:00:00	1.3587	2.5	18.06.2014 18:02:00	1.3567	\$ -512.52
972	Buy	18.06.2014 09:09:06	1.35609	2.5	23.06.2014 00:00:00	1.3591	\$ 740.01
847	Buy	19.06.2014 08:10:02	138.765	0.86	23.06.2014 01:00:00	138.742	\$ -19.78
848	Sell	23.06.2014 08:24:00	138.411	1.17	23.06.2014 09:47:00	138.411	\$ 0.0
973	Buy	24.06.2014 09:01:00	1.36269	2.5	24.06.2014 14:08:00	1.36069	\$ -512.49

1106	Buy	25.06.2014 12:30:01	1.36283	2.5	25.06.2014 18:59:00	1.36283	\$ -12.5
849	Buy	24.06.2014 08:58:00	138.894	1.29	26.06.2014 01:00:00	138.67	\$ -288.96
902	Buy	25.06.2014 12:34:00	1.3643	2.5	26.06.2014 07:46:00	1.36279	\$ -390.01
974	Buy	25.06.2014 12:30:01	1.36301	2.5	26.06.2014 11:29:00	1.36101	\$ -512.52
850	Sell	26.06.2014 12:31:00	138.399	1.34	26.06.2014 16:00:00	138.38499	\$ 18.77
903	Buy	27.06.2014 20:33:06	1.36511	2.5	30.06.2014 07:00:00	1.36409	\$ -267.52
975	Buy	30.06.2014 14:55:00	1.36868	2.5	30.06.2014 15:00:00	1.36914	\$ 102.51
1107	Buy	30.06.2014 14:59:00	1.369	2.5	01.07.2014 04:15:03	1.36897	\$ -19.98
851	Buy	01.07.2014 00:51:00	138.90401	1.0	01.07.2014 12:51:10	138.90401	\$ 0.0
852	Buy	03.07.2014 01:00:00	139.13699	1.03	03.07.2014 10:28:01	139.13699	\$ 0.0
1108	Sell	03.07.2014 12:30:00	1.36381	2.5	04.07.2014 02:00:01	1.3608	\$ 740.01
976	Sell	02.07.2014 12:15:00	1.36483	2.5	07.07.2014 00:00:03	1.35896	\$ 1455.03
904	Sell	03.07.2014 12:45:00	1.361	2.5	07.07.2014 07:10:00	1.35881	\$ 535.0
1109	Buy	07.07.2014 08:36:00	1.35988	2.5	07.07.2014 22:00:00	1.36056	\$ 157.52
853	Sell	07.07.2014 10:05:00	138.54401	1.14	08.07.2014 03:43:06	138.54401	\$ 0.0
1110	Buy	08.07.2014 13:53:00	1.36126	2.5	09.07.2014 01:56:03	1.36126	\$ -12.5
977	Buy	09.07.2014 14:24:00	1.36403	2.5	09.07.2014 17:59:04	1.36203	\$ -512.49
854	Sell	10.07.2014 09:49:01	138.11099	1.34	11.07.2014 08:23:00	138.049	\$ 83.08
978	Buy	14.07.2014 07:15:00	1.36263	2.5	14.07.2014 07:30:00	1.36244	\$ -60.0
1111	Buy	14.07.2014 07:12:02	1.36187	2.5	14.07.2014 13:03:00	1.36187	\$ -12.5
1112	Sell	15.07.2014 09:00:00	1.35973	2.5	15.07.2014 09:36:06	1.35973	\$ -12.5
905	Sell	15.07.2014 09:12:00	1.35891	2.5	15.07.2014 10:50:00	1.36091	\$ -512.52
979	Sell	15.07.2014 09:00:00	1.35954	2.5	15.07.2014 11:19:00	1.36154	\$ -512.49
1113	Sell	15.07.2014 14:27:00	1.35816	2.5	15.07.2014 15:44:00	1.35816	\$ -12.5
906	Sell	15.07.2014 14:24:01	1.35873	2.5	16.07.2014 08:20:01	1.35498	\$ 924.99
855	Sell	16.07.2014 09:33:00	137.672	0.8	18.07.2014 02:00:00	136.937	\$ 588.0
980	Sell	18.07.2014 13:09:00	1.3496	2.5	18.07.2014 14:00:00	1.3516	\$ -512.52
1114	Sell	18.07.2014 13:07:00	1.35103	2.5	18.07.2014 14:00:00	1.35103	\$ -12.5
907	Sell	18.07.2014 13:07:00	1.35127	2.5	18.07.2014 14:02:00	1.35186	\$ -160.02
1115	Sell	22.07.2014 07:43:00	1.35131	2.5	22.07.2014 21:00:00	1.34671	\$ 1137.51
908	Sell	22.07.2014 08:26:00	1.3491	2.5	23.07.2014 07:17:00	1.34592	\$ 782.51
856	Sell	22.07.2014 12:43:00	136.70599	1.3	23.07.2014 15:00:00	136.70599	\$ 0.0
1116	Sell	23.07.2014 14:40:00	1.34595	2.5	24.07.2014 04:00:00	1.34621	\$ -77.5
1117	Sell	24.07.2014 06:01:00	1.34466	2.5	24.07.2014 07:32:00	1.34666	\$ -512.49
1118	Buy	24.07.2014 07:42:01	1.3472	2.5	24.07.2014 10:29:00	1.3472	\$ -12.5
1119	Sell	25.07.2014 08:00:00	1.3454	2.5	25.07.2014 10:01:00	1.3454	\$ -12.5
981	Sell	22.07.2014 07:49:01	1.35069	2.5	28.07.2014 00:00:06	1.34303	\$ 1902.51
909	Sell	25.07.2014 12:18:00	1.34382	2.5	29.07.2014 07:39:14	1.34374	\$ 7.5
1120	Buy	29.07.2014 09:20:00	1.34458	2.5	29.07.2014 12:23:01	1.34258	\$ -512.52
1121	Sell	29.07.2014 12:23:01	1.34219	2.5	29.07.2014 13:37:00	1.34219	\$ -12.5
910	Sell	29.07.2014 12:23:01	1.34214	2.5	30.07.2014 12:30:00	1.33928	\$ 702.49
1122	Sell	30.07.2014 12:30:00	1.33845	2.5	30.07.2014 16:47:01	1.33845	\$ -12.5
857	Buy	30.07.2014 12:30:00	137.106	1.45	01.08.2014 05:00:03	137.79201	\$ 994.71
982	Sell	29.07.2014 12:53:00	1.34131	2.5	01.08.2014 12:30:00	1.34131	\$ -12.5
911	Buy	01.08.2014 14:50:00	1.34445	2.5	01.08.2014 19:18:00	1.34245	\$ -512.49
1123	Buy	01.08.2014 09:24:03	1.33948	2.5	03.08.2014 22:46:01	1.34237	\$ 710.0
983	Buy	01.08.2014 12:56:00	1.34168	2.5	04.08.2014 00:00:00	1.34281	\$ 270.0
858	Sell	04.08.2014 14:58:03	137.49899	1.07	05.08.2014 09:43:00	137.49899	\$ 0.0
1124	Sell	05.08.2014 07:44:00	1.34126	2.5	05.08.2014 21:00:00	1.33773	\$ 870.01
912	Sell	05.08.2014 14:14:00	1.33669	2.5	06.08.2014 07:31:00	1.33714	\$ -125.0
1125	Sell	06.08.2014 10:15:00	1.33405	2.5	06.08.2014 16:11:01	1.33605	\$ -512.49

984	Sell	05.08.2014 07:50:00	1.34036	2.5	08.08.2014 06:45:00	1.34036	\$ -12.5
859	Sell	08.08.2014 01:17:00	136.15199	0.62	08.08.2014 06:46:00	136.15199	\$ 0.0
913	Buy	08.08.2014 14:35:00	1.34311	2.5	08.08.2014 15:57:00	1.34111	\$ -512.49
1126	Buy	08.08.2014 06:45:00	1.33944	2.5	08.08.2014 20:15:02	1.34103	\$ 385.0
985	Sell	12.08.2014 06:34:01	1.33618	2.5	12.08.2014 13:10:00	1.33618	\$ -12.5
860	Buy	13.08.2014 12:34:00	137.03101	0.96	13.08.2014 13:32:00	137.03101	\$ 0.0
986	Buy	13.08.2014 12:46:00	1.34086	2.5	13.08.2014 13:32:00	1.33886	\$ -512.49
1127	Buy	13.08.2014 12:31:00	1.33826	2.5	13.08.2014 14:08:01	1.33826	\$ -12.5
1128	Buy	14.08.2014 09:28:00	1.33929	2.5	14.08.2014 10:12:01	1.33729	\$ -512.49
987	Buy	14.08.2014 09:26:01	1.3385	2.5	14.08.2014 17:08:00	1.3365	\$ -512.49
861	Buy	15.08.2014 08:27:00	137.24699	1.47	15.08.2014 14:50:00	137.24699	\$ 0.0
988	Sell	18.08.2014 14:16:00	1.33613	2.5	18.08.2014 14:30:01	1.33637	\$ -72.49
1129	Sell	18.08.2014 13:52:08	1.3369	2.5	19.08.2014 03:15:03	1.33576	\$ 272.5
1130	Sell	19.08.2014 12:35:00	1.3324	2.5	20.08.2014 02:00:00	1.33173	\$ 154.99
914	Sell	19.08.2014 12:33:00	1.3336	2.5	20.08.2014 07:44:00	1.32879	\$ 1190.02
862	Buy	20.08.2014 19:44:00	137.619	0.99	21.08.2014 14:04:00	137.619	\$ 0.0
915	Sell	22.08.2014 14:08:00	1.32417	2.5	22.08.2014 14:15:00	1.32617	\$ -512.49
1131	Sell	22.08.2014 14:07:00	1.32462	2.5	22.08.2014 18:30:00	1.32462	\$ -12.5
989	Sell	19.08.2014 12:35:00	1.33201	2.5	25.08.2014 00:00:00	1.31988	\$ 3020.01
990	Sell	27.08.2014 00:28:00	1.31535	2.5	27.08.2014 06:05:00	1.31735	\$ -512.49
1132	Sell	26.08.2014 17:24:00	1.31727	2.5	27.08.2014 06:05:00	1.31727	\$ -12.5
863	Sell	28.08.2014 09:59:00	136.743	0.79	28.08.2014 11:05:00	136.743	\$ 0.0
991	Sell	29.08.2014 16:32:01	1.31409	2.5	01.09.2014 00:00:00	1.31282	\$ 305.01
1133	Sell	29.08.2014 15:05:00	1.31627	2.5	01.09.2014 04:30:00	1.31262	\$ 900.02
916	Sell	29.08.2014 15:26:00	1.31526	2.5	01.09.2014 04:47:00	1.31267	\$ 635.02
992	Buy	03.09.2014 08:05:00	1.31545	2.5	03.09.2014 08:54:00	1.31345	\$ -512.49
1134	Buy	03.09.2014 08:05:00	1.31558	2.5	03.09.2014 08:54:00	1.31358	\$ -512.49
864	Buy	02.09.2014 01:22:00	137.26401	1.02	03.09.2014 15:52:00	137.759	\$ 504.9
917	Sell	04.09.2014 11:45:00	1.31102	2.5	04.09.2014 11:46:00	1.30715	\$ 955.0
1135	Sell	04.09.2014 10:45:01	1.31309	2.5	05.09.2014 00:15:00	1.29268	\$ 5090.02
993	Sell	04.09.2014 11:45:00	1.31188	2.5	08.09.2014 00:00:01	1.29533	\$ 4125.02
865	Sell	04.09.2014 12:30:00	136.65601	0.62	08.09.2014 05:00:01	136.006	\$ 403.01
994	Sell	08.09.2014 17:12:00	1.29071	2.5	08.09.2014 17:15:00	1.29074	\$ -20.01
1136	Sell	08.09.2014 17:02:00	1.29176	2.5	09.09.2014 06:30:00	1.28877	\$ 735.0
995	Buy	09.09.2014 19:24:00	1.2943	1.94	10.09.2014 12:36:00	1.29172	\$ -510.21
1137	Buy	12.09.2014 12:47:00	1.29566	2.5	12.09.2014 13:00:00	1.29366	\$ -512.49
996	Buy	12.09.2014 12:41:00	1.29424	2.1	12.09.2014 13:29:00	1.29186	\$ -510.3
997	Buy	12.09.2014 15:41:02	1.29641	2.16	12.09.2014 19:23:04	1.29409	\$ -511.91
1138	Buy	12.09.2014 15:39:00	1.29613	1.95	15.09.2014 03:54:00	1.29613	\$ -9.75
918	Buy	12.09.2014 15:41:02	1.29629	2.03	15.09.2014 04:04:00	1.29595	\$ -79.17
998	Buy	16.09.2014 16:00:00	1.29841	2.46	16.09.2014 16:07:00	1.29637	\$ -514.15
1139	Buy	16.09.2014 15:52:00	1.29618	2.43	16.09.2014 16:08:00	1.29618	\$ -12.15
919	Buy	16.09.2014 15:58:00	1.29793	2.19	16.09.2014 20:00:00	1.29588	\$ -459.91
1140	Sell	17.09.2014 15:28:00	1.29383	2.49	17.09.2014 15:58:00	1.29584	\$ -512.94
866	Buy	17.09.2014 10:06:00	139.19	0.69	17.09.2014 18:00:00	139.19	\$ 0.0
1141	Buy	17.09.2014 18:00:00	1.29769	2.28	17.09.2014 18:01:00	1.2955	\$ -510.72
920	Sell	17.09.2014 18:01:00	1.29086	2.22	17.09.2014 18:06:00	1.29312	\$ -512.81
999	Sell	17.09.2014 18:00:00	1.2919	2.45	17.09.2014 18:22:00	1.29394	\$ -512.03
1142	Sell	17.09.2014 18:00:00	1.29391	2.1	17.09.2014 18:22:00	1.29391	\$ -10.5
1143	Sell	17.09.2014 18:42:00	1.29255	1.45	18.09.2014 08:00:00	1.2889	\$ 521.99
1000	Sell	19.09.2014 11:24:00	1.28595	1.65	22.09.2014 00:00:00	1.28411	\$ 295.35

921	Sell	19.09.2014 14:32:00	1.28344	1.87	22.09.2014 03:01:05	1.28611	\$ -508.65
1144	Sell	24.09.2014 13:30:00	1.27889	2.5	24.09.2014 14:40:00	1.27889	\$ -12.5
922	Sell	24.09.2014 13:08:00	1.28162	2.29	25.09.2014 06:11:00	1.2764	\$ 1183.94
867	Sell	24.09.2014 13:12:00	139.265	0.52	26.09.2014 06:00:00	138.93401	\$ 172.12
1001	Sell	24.09.2014 13:07:00	1.2822	2.37	29.09.2014 00:00:01	1.2677	\$ 3424.66
923	Sell	30.09.2014 08:41:00	1.26636	2.14	30.09.2014 09:37:00	1.25992	\$ 1367.47
868	Sell	30.09.2014 09:00:00	138.382	0.73	30.09.2014 14:08:00	138.382	\$ 0.0
1145	Sell	30.09.2014 08:54:00	1.26547	2.5	30.09.2014 22:15:03	1.26286	\$ 640.02
1002	Sell	30.09.2014 08:41:00	1.26594	2.44	02.10.2014 03:09:00	1.26594	\$ -12.2
1146	Buy	02.10.2014 03:09:00	1.26684	2.5	02.10.2014 05:56:00	1.26484	\$ -512.49
869	Sell	01.10.2014 14:41:00	137.942	0.86	03.10.2014 01:10:00	137.767	\$ 150.5
1147	Sell	03.10.2014 12:30:00	1.25533	2.5	06.10.2014 02:00:15	1.25173	\$ 887.5
924	Sell	03.10.2014 12:30:00	1.2571	1.75	06.10.2014 12:06:00	1.2571	\$ -8.75
1003	Buy	06.10.2014 19:36:00	1.26612	2.5	06.10.2014 19:45:00	1.2659	\$ -67.49
870	Sell	07.10.2014 10:29:00	136.867	0.53	08.10.2014 15:23:00	137.459	\$ -313.76
925	Buy	08.10.2014 18:01:00	1.26987	1.67	09.10.2014 05:51:00	1.27405	\$ 689.7
1148	Buy	08.10.2014 18:14:00	1.27358	1.62	09.10.2014 06:12:00	1.27358	\$ -8.1
871	Buy	08.10.2014 18:32:00	137.87801	0.44	09.10.2014 13:30:00	137.09399	\$ -344.97
1004	Sell	10.10.2014 12:36:00	1.26246	1.31	13.10.2014 00:00:02	1.26412	\$ -224.01
1005	Buy	13.10.2014 20:30:01	1.27362	1.55	13.10.2014 20:45:00	1.27463	\$ 148.79
1149	Buy	13.10.2014 20:45:00	1.27581	2.11	13.10.2014 23:13:02	1.27344	\$ -510.62
872	Sell	14.10.2014 09:00:00	135.541	0.55	14.10.2014 12:31:00	135.541	\$ 0.0
926	Buy	15.10.2014 13:27:00	1.27847	1.69	15.10.2014 13:39:00	1.28584	\$ 1237.08
1150	Buy	15.10.2014 11:52:00	1.26764	2.05	16.10.2014 01:15:04	1.28366	\$ 3273.86
1006	Buy	15.10.2014 12:35:00	1.2711	1.77	16.10.2014 10:15:00	1.2711	\$ -8.85
873	Sell	16.10.2014 09:57:00	135.032	0.34	16.10.2014 12:30:00	135.032	\$ 0.0
1007	Sell	17.10.2014 15:28:00	1.27451	1.34	20.10.2014 00:00:00	1.27488	\$ -56.27
1151	Sell	17.10.2014 13:55:00	1.27637	1.31	20.10.2014 01:40:00	1.27637	\$ -6.55
874	Buy	17.10.2014 08:55:00	136.55299	0.25	20.10.2014 07:02:01	136.55299	\$ 0.0
927	Sell	22.10.2014 19:19:00	1.26376	1.44	23.10.2014 05:01:01	1.26415	\$ -63.37
875	Sell	21.10.2014 15:30:00	135.75	0.54	23.10.2014 08:00:00	135.75	\$ 0.0
1008	Buy	24.10.2014 13:51:00	1.26866	2.1	24.10.2014 14:49:00	1.26628	\$ -510.28
1152	Buy	24.10.2014 12:57:00	1.26804	2.28	27.10.2014 02:15:05	1.26966	\$ 357.97
1009	Buy	28.10.2014 12:36:00	1.2753	2.47	28.10.2014 14:00:00	1.27327	\$ -513.76
1153	Buy	28.10.2014 12:30:00	1.27212	2.41	28.10.2014 14:00:00	1.27212	\$ -12.05
1010	Buy	29.10.2014 14:31:00	1.27614	2.5	29.10.2014 17:27:10	1.27414	\$ -512.49
1154	Buy	29.10.2014 14:09:00	1.27563	2.5	29.10.2014 17:58:00	1.27363	\$ -512.49
876	Buy	28.10.2014 11:16:00	137.34399	0.64	29.10.2014 18:01:00	137.52699	\$ 117.12
1155	Sell	29.10.2014 18:00:00	1.27163	2.5	30.10.2014 07:30:00	1.25926	\$ 3080.03
928	Sell	29.10.2014 18:30:00	1.26349	2.31	30.10.2014 08:04:00	1.25799	\$ 1258.94
1156	Sell	31.10.2014 13:28:00	1.2486	1.24	31.10.2014 13:35:00	1.25264	\$ -507.16
1011	Sell	29.10.2014 18:00:00	1.27071	2.5	03.11.2014 00:00:00	1.25034	\$ 5080.0
877	Buy	30.10.2014 18:01:00	138.034	0.62	03.11.2014 12:00:00	142.009	\$ 2464.5
1012	Buy	04.11.2014 15:55:00	1.25771	1.93	04.11.2014 16:13:00	1.25512	\$ -509.51
1157	Buy	04.11.2014 15:30:00	1.25589	2.28	05.11.2014 05:00:00	1.25576	\$ -41.05
1013	Buy	06.11.2014 05:26:00	1.25309	1.49	06.11.2014 08:33:00	1.24974	\$ -506.6
929	Sell	06.11.2014 13:35:00	1.24396	1.78	07.11.2014 05:34:12	1.238	\$ 1051.98
1014	Sell	06.11.2014 18:04:00	1.23926	1.5	07.11.2014 13:30:00	1.2426	\$ -508.5
1015	Buy	07.11.2014 18:50:01	1.2459	1.65	10.11.2014 00:00:02	1.24599	\$ 6.6
1158	Buy	07.11.2014 14:55:00	1.24386	1.34	10.11.2014 04:15:01	1.2483	\$ 588.25
878	Buy	11.11.2014 17:47:00	144.22501	0.46	12.11.2014 00:03:00	144.22501	\$ 0.0



1159	Buy	11.11.2014 16:26:00	1.24568	2.02	12.11.2014 00:50:00	1.24568	\$ -10.1
1016	Buy	11.11.2014 18:14:03	1.2477	1.93	12.11.2014 09:35:00	1.2451	\$ -511.44
1017	Buy	14.11.2014 19:29:00	1.25476	1.68	14.11.2014 21:47:00	1.25179	\$ -507.36
879	Buy	14.11.2014 00:20:00	144.713	0.5	17.11.2014 02:10:01	145.439	\$ 363.0
930	Buy	14.11.2014 16:53:00	1.24991	1.68	17.11.2014 02:35:00	1.25772	\$ 1303.68
1160	Buy	14.11.2014 15:35:00	1.24814	1.5	17.11.2014 05:00:00	1.25481	\$ 993.0
1018	Buy	18.11.2014 10:00:00	1.25293	2.12	18.11.2014 12:22:00	1.25057	\$ -510.92
1161	Buy	19.11.2014 13:48:00	1.25661	2.26	19.11.2014 14:32:00	1.2544	\$ -510.76
1162	Buy	19.11.2014 19:00:00	1.2583	2.13	19.11.2014 19:03:00	1.25596	\$ -509.06
931	Buy	19.11.2014 19:00:00	1.25774	1.79	19.11.2014 19:29:00	1.25494	\$ -510.15
880	Buy	18.11.2014 10:00:00	146.53799	0.59	20.11.2014 03:00:00	148.20399	\$ 982.94
1163	Buy	20.11.2014 08:17:02	1.25757	2.5	20.11.2014 08:30:00	1.25557	\$ -512.49
1164	Sell	20.11.2014 08:45:00	1.25155	2.5	20.11.2014 11:02:00	1.25355	\$ -512.52
932	Sell	21.11.2014 09:59:00	1.24435	1.75	23.11.2014 22:00:01	1.23657	\$ 1352.74
1165	Sell	21.11.2014 08:42:00	1.25011	2.5	23.11.2014 22:00:01	1.23642	\$ 3410.03
1019	Sell	21.11.2014 08:45:00	1.24888	1.35	24.11.2014 00:00:00	1.23731	\$ 1555.21
881	Sell	24.11.2014 00:43:01	145.601	0.43	24.11.2014 09:14:00	146.752	\$ -494.86
1166	Sell	25.11.2014 13:30:00	1.24079	2.5	25.11.2014 14:28:00	1.24279	\$ -512.49
1020	Buy	25.11.2014 15:02:00	1.24803	2.24	25.11.2014 15:16:00	1.24579	\$ -512.95
1167	Buy	25.11.2014 14:43:00	1.24659	2.5	25.11.2014 17:01:00	1.24659	\$ -12.5
1168	Buy	26.11.2014 13:38:00	1.25002	1.59	27.11.2014 00:59:00	1.25002	\$ -7.95
1021	Buy	26.11.2014 15:58:00	1.25243	1.86	27.11.2014 01:00:00	1.24974	\$ -509.63
882	Buy	26.11.2014 18:25:00	147.397	0.52	27.11.2014 06:03:00	146.664	\$ -381.16
1022	Sell	27.11.2014 09:00:00	1.24761	1.94	28.11.2014 11:47:00	1.24761	\$ -9.7
883	Buy	28.11.2014 11:46:00	147.418	0.53	01.12.2014 08:56:00	147.418	\$ 0.0
1023	Buy	01.12.2014 14:54:00	1.24972	1.88	01.12.2014 15:00:00	1.25001	\$ 45.13
933	Sell	02.12.2014 13:24:00	1.24194	2.09	03.12.2014 08:28:00	1.23524	\$ 1389.86
884	Sell	03.12.2014 08:53:00	147.084	0.68	04.12.2014 08:36:00	147.746	\$ -450.16
1169	Buy	04.12.2014 13:31:00	1.23262	2.5	04.12.2014 13:36:00	1.23062	\$ -512.49
1024	Sell	04.12.2014 13:36:00	1.22801	2.44	04.12.2014 13:37:00	1.23006	\$ -512.38
1170	Sell	04.12.2014 13:36:00	1.22934	2.5	04.12.2014 13:37:00	1.23134	\$ -512.52
1025	Buy	04.12.2014 13:38:00	1.23494	2.47	04.12.2014 13:44:00	1.23292	\$ -511.29
885	Buy	04.12.2014 13:51:00	148.196	0.71	04.12.2014 14:17:00	148.196	\$ 0.0
1171	Buy	04.12.2014 14:31:00	1.23931	1.1	04.12.2014 17:32:00	1.23931	\$ -5.5
934	Sell	05.12.2014 13:37:00	1.22795	1.76	05.12.2014 13:57:00	1.23079	\$ -508.65
1172	Sell	05.12.2014 13:36:00	1.22927	1.95	05.12.2014 14:03:00	1.23183	\$ -508.95
1026	Sell	05.12.2014 13:31:00	1.22994	1.68	08.12.2014 00:00:00	1.2295	\$ 65.54
1027	Buy	09.12.2014 15:14:00	1.24315	1.77	09.12.2014 16:40:00	1.24032	\$ -509.77
935	Buy	10.12.2014 23:55:00	1.24563	1.55	11.12.2014 01:07:01	1.24803	\$ 364.24
886	Sell	09.12.2014 15:15:00	147.255	0.45	11.12.2014 01:32:00	147.255	\$ 0.0
1028	Buy	10.12.2014 18:38:00	1.24417	1.52	11.12.2014 05:49:12	1.24417	\$ -7.6
1029	Buy	12.12.2014 09:12:00	1.24477	1.43	15.12.2014 00:00:00	1.24638	\$ 223.07
887	Buy	15.12.2014 01:45:00	148.181	0.25	15.12.2014 16:19:00	146.679	\$ -375.5
1030	Buy	16.12.2014 10:00:00	1.25262	1.73	16.12.2014 10:21:00	1.24973	\$ -508.62
888	Sell	15.12.2014 18:29:00	146.418	0.28	16.12.2014 15:56:00	146.418	\$ 0.0
936	Buy	16.12.2014 09:04:00	1.24951	1.48	16.12.2014 16:28:00	1.24951	\$ -7.4
937	Sell	17.12.2014 19:43:00	1.23702	1.51	17.12.2014 20:07:00	1.23702	\$ -7.55
1173	Sell	19.12.2014 16:02:00	1.22564	1.85	22.12.2014 05:30:00	1.22397	\$ 299.72
889	Buy	22.12.2014 08:00:00	146.76601	0.47	22.12.2014 17:17:00	146.76601	\$ 0.0
1031	Sell	23.12.2014 14:50:01	1.21747	2.5	24.12.2014 07:53:01	1.21947	\$ -512.49
938	Sell	22.12.2014 19:59:00	1.22198	1.53	24.12.2014 13:14:00	1.22198	\$ -7.65

890	Buy	24.12.2014 13:19:00	147.13499	0.63	26.12.2014 20:00:00	146.57001	\$ -355.94
1174	Buy	29.12.2014 09:29:00	1.22053	2.5	29.12.2014 09:38:00	1.22053	\$ -12.5
891	Buy	29.12.2014 13:45:00	147.142	0.61	29.12.2014 18:15:00	146.54601	\$ -363.56
939	Sell	29.12.2014 18:04:00	1.21646	2.5	30.12.2014 07:44:00	1.21535	\$ 264.99
892	Sell	30.12.2014 01:46:07	146.47701	0.55	31.12.2014 18:00:00	145.037	\$ 792.01
940	Sell	31.12.2014 14:26:00	1.21239	2.5	02.01.2015 01:01:00	1.2067	\$ 1409.99
1175	Sell	04.01.2015 22:01:00	1.19181	2.5	04.01.2015 22:07:00	1.19381	\$ -512.49
1032	Sell	31.12.2014 14:40:00	1.2118	2.5	05.01.2015 00:00:00	1.19484	\$ 4227.51
893	Sell	02.01.2015 15:15:00	144.73599	0.53	06.01.2015 08:00:00	142.33501	\$ 1272.53
1033	Sell	08.01.2015 10:23:00	1.1764	1.52	08.01.2015 14:52:00	1.17968	\$ -506.17
1176	Buy	09.01.2015 16:01:00	1.184	1.25	12.01.2015 05:30:05	1.18551	\$ 182.5
894	Sell	09.01.2015 13:30:00	140.567	0.49	12.01.2015 09:33:00	140.567	\$ 0.0
941	Sell	13.01.2015 15:03:00	1.17543	1.74	13.01.2015 15:27:00	1.1783	\$ -508.07
1034	Sell	13.01.2015 13:37:00	1.17752	1.75	14.01.2015 07:43:00	1.18038	\$ -509.24
1177	Sell	14.01.2015 09:34:00	1.17563	1.86	14.01.2015 10:08:00	1.17563	\$ -9.3
942	Sell	14.01.2015 09:35:00	1.17531	1.65	14.01.2015 13:10:00	1.17771	\$ -404.26
1178	Buy	14.01.2015 13:31:00	1.17909	1.22	14.01.2015 14:48:00	1.17909	\$ -6.1
895	Sell	13.01.2015 13:37:00	139.451	0.39	15.01.2015 02:08:00	138.698	\$ 293.67
943	Sell	15.01.2015 09:31:00	1.17273	1.41	15.01.2015 09:34:00	1.16334	\$ 1316.94
1179	Sell	15.01.2015 09:31:00	1.17082	2.5	15.01.2015 09:48:00	1.17082	\$ -12.5
1035	Sell	15.01.2015 09:31:00	1.17159	1.52	15.01.2015 09:56:00	1.17488	\$ -507.69
1036	Sell	16.01.2015 15:09:00	1.15369	0.81	19.01.2015 00:00:00	1.15629	\$ -214.65
896	Sell	15.01.2015 09:33:00	136.993	0.41	19.01.2015 02:00:00	135.578	\$ 580.15
1037	Buy	21.01.2015 13:54:00	1.16246	1.53	21.01.2015 14:35:00	1.1592	\$ -506.43
1180	Buy	21.01.2015 13:59:00	1.16342	1.82	21.01.2015 14:35:00	1.16068	\$ -507.76
1181	Buy	21.01.2015 14:48:00	1.16766	1.37	21.01.2015 14:52:00	1.16401	\$ -506.89
1182	Sell	22.01.2015 13:40:00	1.15216	2.5	22.01.2015 13:41:00	1.15416	\$ -512.49
944	Sell	22.01.2015 14:53:00	1.146	1.36	22.01.2015 20:45:05	1.13563	\$ 1403.52
1183	Sell	22.01.2015 13:46:00	1.15721	0.79	23.01.2015 03:15:03	1.13634	\$ 1644.78
1038	Sell	22.01.2015 14:07:00	1.15071	0.99	26.01.2015 00:00:00	1.11432	\$ 3597.67
897	Sell	22.01.2015 14:03:00	135.79401	0.3	26.01.2015 07:00:00	132.30099	\$ 1047.9
1184	Buy	27.01.2015 08:42:00	1.13095	2.04	27.01.2015 09:09:00	1.13095	\$ -10.2
1185	Sell	30.01.2015 13:00:00	1.12945	1.34	30.01.2015 13:30:00	1.13319	\$ -507.87
898	Sell	30.01.2015 16:21:00	132.383	0.4	02.02.2015 08:34:00	133.54401	\$ -464.4
1186	Buy	02.02.2015 15:05:00	1.13617	1.42	02.02.2015 16:14:00	1.13265	\$ -506.94
945	Buy	03.02.2015 13:11:00	1.1381	1.4	03.02.2015 16:17:01	1.1471	\$ 1252.99
1187	Buy	03.02.2015 13:11:00	1.13808	1.59	04.02.2015 02:30:00	1.14587	\$ 1230.66
899	Buy	03.02.2015 13:45:00	134.18401	0.37	04.02.2015 14:35:00	134.18401	\$ 0.0
1039	Buy	03.02.2015 13:15:00	1.13878	1.44	04.02.2015 20:46:00	1.13878	\$ -7.2
1040	Sell	06.02.2015 13:30:00	1.13846	1.66	09.02.2015 00:00:00	1.1315	\$ 1147.07
1188	Sell	06.02.2015 13:30:00	1.13936	1.8	09.02.2015 03:00:01	1.13391	\$ 972.0
946	Sell	08.02.2015 22:00:03	1.13025	1.18	09.02.2015 07:32:00	1.13448	\$ -505.04
1189	Buy	09.02.2015 15:06:00	1.13452	1.32	10.02.2015 04:30:14	1.13371	\$ -113.52
1041	Sell	10.02.2015 09:46:01	1.1291	1.5	10.02.2015 12:13:00	1.13243	\$ -507.0
1190	Buy	11.02.2015 21:41:00	1.13338	1.81	11.02.2015 23:29:00	1.13061	\$ -510.43
900	Buy	10.02.2015 13:33:00	135.19701	0.43	12.02.2015 06:00:00	136.10699	\$ 391.3
1042	Sell	16.02.2015 16:55:00	1.13641	2.0	16.02.2015 17:00:00	1.13744	\$ -215.99
901	Sell	16.02.2015 16:55:00	134.707	0.44	17.02.2015 03:45:01	134.707	\$ 0.0
1191	Sell	16.02.2015 16:55:00	1.13685	2.5	17.02.2015 06:15:00	1.13642	\$ 95.0
947	Buy	17.02.2015 11:57:00	1.14427	1.57	17.02.2015 14:00:00	1.14153	\$ -438.02
1043	Buy	17.02.2015 11:48:05	1.14356	1.65	17.02.2015 14:43:00	1.14053	\$ -508.21

902	Buy	17.02.2015 17:49:04	136.037	0.37	18.02.2015 16:50:00	135.17599	\$ -318.57
1044	Sell	18.02.2015 14:56:00	1.13559	1.7	18.02.2015 19:00:00	1.13853	\$ -508.31
948	Buy	19.02.2015 08:31:01	1.14489	1.6	19.02.2015 09:42:00	1.14176	\$ -508.79
949	Sell	20.02.2015 08:15:00	1.13193	1.53	20.02.2015 10:10:02	1.1352	\$ -507.96
1045	Sell	20.02.2015 08:15:00	1.13186	1.59	20.02.2015 10:10:02	1.13501	\$ -508.8
1192	Buy	20.02.2015 15:45:00	1.1375	0.98	20.02.2015 20:19:00	1.1375	\$ -4.9
1193	Sell	24.02.2015 15:00:00	1.12974	1.99	24.02.2015 15:08:00	1.13226	\$ -511.42
950	Sell	26.02.2015 13:46:00	1.1279	1.83	26.02.2015 15:18:02	1.12095	\$ 1262.7
1194	Sell	26.02.2015 12:29:00	1.13329	2.35	27.02.2015 01:45:02	1.12058	\$ 2975.12
1195	Sell	27.02.2015 14:34:00	1.11876	1.52	27.02.2015 15:50:00	1.12205	\$ -507.69
1046	Sell	26.02.2015 12:38:00	1.13192	2.26	02.03.2015 00:00:01	1.11624	\$ 3532.37
903	Sell	26.02.2015 12:30:00	134.513	0.7	02.03.2015 05:00:01	134.034	\$ 335.3
951	Sell	03.03.2015 11:57:00	1.11601	1.75	03.03.2015 13:18:00	1.11765	\$ -295.76
1196	Sell	04.03.2015 08:38:00	1.11312	2.5	04.03.2015 09:39:00	1.11312	\$ -12.5
952	Sell	04.03.2015 08:33:00	1.11546	1.8	04.03.2015 15:00:00	1.10828	\$ 1283.42
904	Sell	04.03.2015 08:33:00	133.435	0.61	05.03.2015 12:33:01	132.929	\$ 308.66
1197	Sell	05.03.2015 14:05:00	1.10067	1.51	05.03.2015 14:34:00	1.10399	\$ -508.87
1047	Sell	06.03.2015 11:46:00	1.09459	1.51	06.03.2015 13:01:00	1.09789	\$ -505.86
1198	Sell	06.03.2015 13:35:00	1.08735	1.44	09.03.2015 02:00:01	1.08425	\$ 439.21
1048	Sell	11.03.2015 10:12:00	1.0585	1.14	11.03.2015 12:26:00	1.06289	\$ -506.16
905	Sell	10.03.2015 11:16:00	130.69701	0.46	12.03.2015 04:00:00	127.7	\$ 1378.62
1049	Sell	13.03.2015 15:29:00	1.04973	1.07	16.03.2015 00:00:00	1.04852	\$ 124.12
906	Sell	13.03.2015 14:51:00	127.604	0.44	16.03.2015 01:15:00	127.604	\$ 0.0
953	Sell	13.03.2015 15:29:00	1.0494	1.03	16.03.2015 06:02:04	1.05426	\$ -505.73
1050	Buy	17.03.2015 14:06:00	1.06482	1.36	17.03.2015 15:04:00	1.06114	\$ -507.29
1199	Buy	18.03.2015 15:41:00	1.06344	1.71	18.03.2015 17:55:00	1.06344	\$ -8.55
1200	Buy	18.03.2015 18:01:00	1.07217	1.31	18.03.2015 18:04:00	1.06835	\$ -506.98
954	Buy	18.03.2015 18:00:00	1.06837	1.26	18.03.2015 18:21:00	1.07808	\$ 1217.17
907	Buy	17.03.2015 14:04:00	129.07201	0.4	19.03.2015 07:00:00	129.94501	\$ 349.2
1201	Buy	18.03.2015 18:16:00	1.07502	0.98	19.03.2015 07:12:00	1.07502	\$ -4.9
1051	Buy	18.03.2015 18:00:00	1.0674	1.75	19.03.2015 08:19:00	1.0674	\$ -8.75
1052	Buy	20.03.2015 13:20:00	1.08001	1.01	23.03.2015 00:00:06	1.08253	\$ 249.47
1202	Buy	26.03.2015 08:25:00	1.10415	1.79	26.03.2015 10:44:00	1.10135	\$ -510.17
955	Buy	26.03.2015 08:19:00	1.10292	0.96	26.03.2015 12:41:00	1.09772	\$ -504.0
1053	Buy	25.03.2015 10:55:00	1.09785	1.06	26.03.2015 12:41:00	1.09785	\$ -5.3
908	Sell	26.03.2015 14:09:00	130.162	0.59	27.03.2015 16:10:00	130.02901	\$ 78.47
909	Sell	31.03.2015 08:16:00	129.02699	0.51	31.03.2015 12:15:00	129.02699	\$ 0.0
1054	Sell	31.03.2015 07:56:00	1.07472	1.19	01.04.2015 04:13:04	1.07891	\$ -504.56
956	Sell	31.03.2015 04:00:00	1.08011	1.18	01.04.2015 09:34:00	1.07398	\$ 717.44
1203	Buy	02.04.2015 06:29:00	1.08254	2.5	02.04.2015 12:36:00	1.08054	\$ -512.52
910	Buy	02.04.2015 13:42:00	130.267	0.56	03.04.2015 12:28:00	130.267	\$ 0.0
1204	Buy	03.04.2015 11:48:09	1.09203	2.5	03.04.2015 12:28:01	1.09003	\$ -512.52
1055	Buy	02.04.2015 07:08:00	1.08303	1.17	06.04.2015 00:00:00	1.09946	\$ 1916.46
1205	Buy	03.04.2015 12:31:00	1.09228	1.81	06.04.2015 02:00:13	1.09792	\$ 1011.77
1206	Buy	06.04.2015 13:12:00	1.10342	2.5	06.04.2015 15:48:00	1.10142	\$ -512.49
957	Buy	03.04.2015 12:30:00	1.09485	1.34	06.04.2015 16:00:00	1.10068	\$ 774.53
1207	Sell	06.04.2015 19:06:01	1.0921	1.88	06.04.2015 19:13:00	1.09476	\$ -509.46
958	Sell	08.04.2015 14:53:00	1.08019	1.41	08.04.2015 15:45:00	1.0822	\$ -290.48
1056	Sell	09.04.2015 18:28:03	1.06424	1.21	10.04.2015 01:59:00	1.06839	\$ -508.2
1057	Sell	13.04.2015 09:32:00	1.05396	1.31	13.04.2015 09:45:00	1.05342	\$ 64.19
1208	Sell	13.04.2015 07:55:00	1.05649	2.02	13.04.2015 12:13:00	1.05649	\$ -10.1

1209	Buy	14.04.2015 12:32:00	1.0611	1.47	15.04.2015 02:00:01	1.0629	\$ 257.24
1058	Buy	14.04.2015 13:00:00	1.06597	1.23	15.04.2015 04:03:02	1.06191	\$ -505.52
959	Buy	16.04.2015 00:13:00	1.07277	1.18	16.04.2015 04:43:01	1.06854	\$ -505.04
960	Buy	16.04.2015 11:54:00	1.07466	1.09	16.04.2015 14:05:00	1.07009	\$ -503.57
911	Buy	16.04.2015 00:17:00	127.833	0.27	17.04.2015 06:48:00	127.833	\$ 0.0
1059	Sell	21.04.2015 06:50:00	1.06771	1.27	21.04.2015 12:21:00	1.07165	\$ -506.73
912	Buy	21.04.2015 16:17:01	128.77901	0.5	23.04.2015 07:00:00	128.02901	\$ -375.0
913	Buy	23.04.2015 09:56:00	128.967	0.5	23.04.2015 12:39:00	128.967	\$ 0.0
961	Buy	24.04.2015 06:26:00	1.08487	1.4	24.04.2015 10:56:00	1.08138	\$ -495.6
1210	Buy	27.04.2015 15:12:00	1.0908	1.32	27.04.2015 22:21:02	1.087	\$ -508.2
962	Buy	27.04.2015 15:11:00	1.09	1.2	27.04.2015 23:00:16	1.08758	\$ -296.41
1211	Buy	29.04.2015 12:38:00	1.10538	1.49	29.04.2015 12:56:00	1.10202	\$ -508.09
1212	Buy	29.04.2015 14:19:00	1.11367	0.96	29.04.2015 17:12:00	1.11367	\$ -4.8
914	Buy	28.04.2015 11:00:00	130.119	0.46	29.04.2015 18:15:00	131.868	\$ 804.54
1060	Buy	28.04.2015 11:55:00	1.09481	1.29	04.05.2015 00:00:00	1.11885	\$ 3094.71
1061	Sell	05.05.2015 08:16:00	1.10783	1.45	05.05.2015 09:44:00	1.11129	\$ -508.94
1213	Buy	06.05.2015 13:54:00	1.1333	0.94	07.05.2015 00:52:00	1.1333	\$ -4.7
963	Buy	06.05.2015 13:36:00	1.129	1.1	07.05.2015 06:52:00	1.13391	\$ 534.6
915	Buy	06.05.2015 13:51:00	135.29601	0.44	07.05.2015 10:22:00	135.29601	\$ 0.0
1062	Sell	07.05.2015 12:32:00	1.12668	1.03	08.05.2015 12:29:00	1.12668	\$ -5.15
1214	Buy	12.05.2015 07:18:00	1.12273	1.92	12.05.2015 12:41:00	1.12273	\$ -9.6
1215	Buy	13.05.2015 12:39:00	1.13009	1.75	14.05.2015 02:00:00	1.13623	\$ 1065.75
964	Buy	14.05.2015 06:39:01	1.13916	1.18	14.05.2015 13:34:00	1.13916	\$ -5.9
916	Buy	13.05.2015 14:16:00	135.298	0.41	14.05.2015 15:26:00	135.384	\$ 35.26
965	Buy	15.05.2015 14:51:00	1.14447	1.23	15.05.2015 15:00:00	1.14382	\$ -86.09
1063	Buy	12.05.2015 05:07:00	1.11905	1.27	18.05.2015 00:00:00	1.14441	\$ 3214.37
1216	Buy	15.05.2015 14:19:00	1.1425	1.18	18.05.2015 00:53:02	1.1425	\$ -5.9
1064	Sell	18.05.2015 08:09:00	1.13716	1.21	18.05.2015 08:15:00	1.13735	\$ -29.04
1065	Sell	19.05.2015 07:41:00	1.11703	1.27	19.05.2015 09:10:00	1.12096	\$ -505.46
966	Sell	19.05.2015 07:19:00	1.12023	1.15	20.05.2015 01:34:09	1.11425	\$ 681.95
1066	Sell	20.05.2015 06:19:00	1.10892	1.19	20.05.2015 12:29:01	1.11311	\$ -504.56
917	Sell	19.05.2015 07:01:00	135.118	0.45	21.05.2015 00:00:00	134.586	\$ 239.4
1217	Buy	21.05.2015 07:45:01	1.11528	1.68	21.05.2015 12:35:00	1.1123	\$ -509.04
918	Buy	22.05.2015 10:09:00	135.353	0.62	22.05.2015 12:59:00	134.545	\$ -501.21
967	Sell	22.05.2015 13:01:00	1.10621	1.22	24.05.2015 22:22:00	1.10016	\$ 732.0
1067	Sell	24.05.2015 21:52:00	1.09717	1.45	24.05.2015 23:17:16	1.10063	\$ -508.96
1218	Sell	22.05.2015 12:46:00	1.10903	1.16	25.05.2015 02:15:00	1.09838	\$ 1229.6
1219	Sell	26.05.2015 00:44:00	1.09482	2.5	26.05.2015 02:21:00	1.09482	\$ -12.5
919	Sell	22.05.2015 13:34:00	133.91	0.46	26.05.2015 06:00:00	133.28799	\$ 286.12
1068	Sell	26.05.2015 00:48:00	1.09406	2.2	26.05.2015 12:08:00	1.09406	\$ -11.0
968	Sell	27.05.2015 11:52:00	1.08633	1.39	27.05.2015 14:15:00	1.08864	\$ -328.03
920	Buy	28.05.2015 02:52:00	135.34801	0.36	28.05.2015 11:18:00	135.34801	\$ 0.0
969	Buy	29.05.2015 14:02:00	1.10067	1.23	29.05.2015 14:55:00	1.09659	\$ -507.98
970	Buy	02.06.2015 10:24:00	1.10062	1.21	02.06.2015 13:06:00	1.11073	\$ 1217.26
921	Buy	01.06.2015 17:43:00	136.467	0.38	03.06.2015 10:00:00	138.32201	\$ 704.9
1220	Buy	03.06.2015 13:32:00	1.11946	0.9	04.06.2015 03:00:02	1.12657	\$ 635.4
1069	Buy	02.06.2015 10:24:00	1.10217	1.18	08.06.2015 00:00:00	1.11023	\$ 945.18
1221	Sell	05.06.2015 12:30:00	1.11451	1.33	08.06.2015 02:00:00	1.1099	\$ 606.49
1070	Buy	08.06.2015 07:12:00	1.11704	0.92	08.06.2015 07:15:00	1.11518	\$ -175.72
1071	Buy	08.06.2015 17:07:00	1.12589	1.02	08.06.2015 17:15:00	1.12619	\$ 25.49
1072	Buy	10.06.2015 08:06:01	1.13754	1.13	10.06.2015 08:26:00	1.1331	\$ -507.36

971	Buy	10.06.2015 08:06:01	1.13798	0.95	10.06.2015 08:27:00	1.13274	\$ -502.55
1222	Buy	10.06.2015 07:29:00	1.13642	1.32	10.06.2015 08:27:00	1.13264	\$ -505.56
922	Sell	10.06.2015 04:28:00	139.02299	0.44	10.06.2015 15:13:00	139.02299	\$ 0.0
1073	Sell	11.06.2015 12:19:00	1.12267	1.02	11.06.2015 19:37:02	1.12758	\$ -505.92
1223	Sell	12.06.2015 08:50:00	1.11705	1.39	12.06.2015 11:58:00	1.12066	\$ -508.73
1074	Sell	12.06.2015 08:50:00	1.11687	1.1	12.06.2015 12:12:00	1.1214	\$ -503.79
1075	Buy	15.06.2015 19:01:00	1.12928	1.09	15.06.2015 19:15:00	1.1293	\$ -3.27
923	Buy	16.06.2015 06:53:00	139.618	0.37	16.06.2015 09:54:00	138.87601	\$ -274.54
1076	Sell	16.06.2015 12:30:01	1.12054	1.27	16.06.2015 13:30:00	1.12449	\$ -508.0
1225	Sell	17.06.2015 18:00:00	1.1214	1.71	17.06.2015 18:01:00	1.12433	\$ -509.59
924	Buy	17.06.2015 17:59:00	140.00101	0.74	18.06.2015 01:46:00	140.00101	\$ 0.0
1224	Buy	17.06.2015 18:00:00	1.12861	1.65	18.06.2015 07:30:00	1.13549	\$ 1126.94
1226	Buy	17.06.2015 18:00:00	1.12861	1.65	18.06.2015 07:30:00	1.13549	\$ 1126.94
972	Buy	17.06.2015 18:42:00	1.13298	1.33	18.06.2015 12:30:00	1.14215	\$ 1212.97
1077	Buy	17.06.2015 19:01:00	1.13447	1.57	18.06.2015 16:37:00	1.13447	\$ -7.85
973	Sell	23.06.2015 11:27:00	1.12065	1.18	24.06.2015 01:27:01	1.11744	\$ 372.89
925	Sell	23.06.2015 08:34:00	138.92	0.45	24.06.2015 05:28:00	138.92	\$ 0.0
926	Sell	25.06.2015 09:18:00	138.20399	0.55	25.06.2015 10:20:00	138.20399	\$ 0.0
1227	Sell	25.06.2015 09:28:00	1.11645	1.6	25.06.2015 10:20:00	1.11958	\$ -508.81
1228	Sell	26.06.2015 13:09:00	1.11706	1.78	26.06.2015 14:42:00	1.11987	\$ -509.08
1078	Sell	26.06.2015 15:00:00	1.11353	1.75	26.06.2015 18:37:00	1.11639	\$ -509.24
974	Sell	26.06.2015 15:00:00	1.11351	1.4	26.06.2015 19:39:00	1.11708	\$ -506.79
1079	Sell	28.06.2015 21:00:35	1.10249	1.45	29.06.2015 00:00:00	1.09757	\$ 706.15
1229	Sell	26.06.2015 14:57:00	1.11523	1.57	29.06.2015 04:15:00	1.10125	\$ 2187.01
927	Sell	28.06.2015 21:00:35	137.65601	0.4	29.06.2015 06:38:00	136.045	\$ 644.4
975	Buy	29.06.2015 17:34:00	1.12347	1.12	29.06.2015 23:00:00	1.12159	\$ -216.15
1230	Sell	03.07.2015 16:56:00	1.10722	2.46	03.07.2015 17:00:00	1.10925	\$ -511.65
976	Sell	05.07.2015 21:00:37	1.10321	1.62	05.07.2015 22:01:00	1.09932	\$ 622.07
928	Sell	03.07.2015 16:55:00	136.026	0.7	05.07.2015 22:03:00	135.034	\$ 694.4
1080	Sell	05.07.2015 21:00:37	1.10406	1.78	06.07.2015 00:00:00	1.09961	\$ 783.21
1231	Sell	05.07.2015 21:00:37	1.10658	2.21	06.07.2015 05:41:00	1.10658	\$ -11.05
1081	Sell	07.07.2015 10:33:00	1.09489	1.47	07.07.2015 10:59:00	1.09829	\$ -507.15
929	Sell	07.07.2015 12:09:00	133.879	0.5	07.07.2015 19:18:00	134.74001	\$ -430.5
977	Sell	07.07.2015 08:46:00	1.0969	1.29	07.07.2015 19:24:00	1.10077	\$ -505.68
930	Sell	08.07.2015 14:02:00	133.49899	0.23	09.07.2015 05:18:00	134.83701	\$ -307.74
978	Buy	09.07.2015 06:06:00	1.11214	1.09	09.07.2015 07:14:00	1.10757	\$ -503.58
979	Buy	10.07.2015 05:56:00	1.11249	1.19	10.07.2015 07:00:00	1.10829	\$ -505.76
1082	Sell	13.07.2015 12:09:00	1.10426	0.91	13.07.2015 12:15:00	1.10502	\$ -73.71
931	Buy	10.07.2015 05:44:00	135.49899	0.27	13.07.2015 16:02:00	135.86099	\$ 97.74
1232	Sell	13.07.2015 08:03:00	1.1066	1.0	13.07.2015 21:30:00	1.10038	\$ 617.01
1083	Buy	14.07.2015 12:30:00	1.10787	1.25	14.07.2015 13:37:00	1.10386	\$ -507.5
1084	Sell	15.07.2015 14:18:00	1.0945	1.74	15.07.2015 14:39:00	1.09737	\$ -508.09
1233	Sell	15.07.2015 12:33:00	1.09762	1.8	16.07.2015 02:00:01	1.09245	\$ 921.6
980	Sell	15.07.2015 13:01:00	1.09653	1.18	16.07.2015 03:03:00	1.09376	\$ 320.95
932	Sell	16.07.2015 01:35:00	135.272	0.49	16.07.2015 12:41:00	135.272	\$ 0.0
1085	Sell	16.07.2015 12:59:00	1.08588	1.4	16.07.2015 13:21:00	1.08945	\$ -506.79
1086	Sell	17.07.2015 20:17:00	1.08384	1.79	20.07.2015 00:00:00	1.08314	\$ 116.35
981	Sell	20.07.2015 20:36:00	1.08204	1.64	20.07.2015 22:35:15	1.08299	\$ -164.02
1234	Buy	21.07.2015 08:23:00	1.08639	2.45	21.07.2015 09:24:00	1.08435	\$ -512.06
933	Buy	21.07.2015 13:13:00	135.355	0.68	22.07.2015 01:56:01	135.355	\$ 0.0
1087	Buy	21.07.2015 14:00:00	1.09015	1.89	22.07.2015 12:14:00	1.09015	\$ -9.45

1235	Buy	23.07.2015 07:43:06	1.09993	2.33	23.07.2015 09:22:00	1.09779	\$ -510.28
982	Buy	23.07.2015 07:30:00	1.09685	1.75	24.07.2015 03:07:01	1.09685	\$ -8.75
934	Buy	23.07.2015 01:44:02	135.76401	0.45	24.07.2015 07:30:00	135.76401	\$ 0.0
1236	Sell	24.07.2015 07:39:00	1.09391	2.27	24.07.2015 13:35:00	1.09612	\$ -513.02
1088	Buy	27.07.2015 07:24:00	1.10789	1.5	27.07.2015 07:30:00	1.10717	\$ -115.5
983	Buy	27.07.2015 06:16:00	1.10179	1.49	27.07.2015 08:00:00	1.11051	\$ 1291.84
935	Buy	27.07.2015 07:15:00	136.44099	0.72	27.07.2015 10:54:00	136.44099	\$ 0.0
984	Sell	30.07.2015 12:30:00	1.09253	1.62	30.07.2015 12:44:00	1.09561	\$ -507.06
936	Sell	30.07.2015 14:46:00	135.745	0.62	31.07.2015 09:34:00	136.24699	\$ -311.24
1237	Buy	31.07.2015 12:30:00	1.10379	1.65	31.07.2015 15:01:00	1.10379	\$ -8.25
1089	Buy	31.07.2015 12:30:00	1.10187	1.53	31.07.2015 16:46:00	1.10187	\$ -7.65
937	Buy	31.07.2015 12:30:00	136.92999	0.55	31.07.2015 18:20:01	136.28799	\$ -353.1
1238	Sell	04.08.2015 18:07:00	1.08986	1.67	05.08.2015 07:30:00	1.08648	\$ 556.1
985	Sell	04.08.2015 18:19:00	1.08933	1.49	05.08.2015 11:58:00	1.08849	\$ 117.7
938	Sell	04.08.2015 17:51:02	135.54601	0.62	05.08.2015 12:15:00	135.54601	\$ 0.0
1090	Sell	05.08.2015 01:11:01	1.08686	1.91	05.08.2015 12:15:00	1.08948	\$ -509.99
1239	Buy	07.08.2015 12:28:00	1.09619	2.3	07.08.2015 12:30:00	1.09402	\$ -510.59
939	Buy	06.08.2015 06:00:00	136.45	0.51	07.08.2015 12:31:00	135.89799	\$ -281.52
1091	Sell	07.08.2015 12:31:00	1.08801	2.0	07.08.2015 12:42:00	1.09051	\$ -510.01
1240	Sell	07.08.2015 12:31:00	1.08905	2.35	07.08.2015 14:31:00	1.08905	\$ -11.75
1241	Buy	07.08.2015 15:24:00	1.09451	0.92	10.08.2015 04:45:07	1.09682	\$ 207.92
1092	Buy	10.08.2015 16:39:00	1.10285	1.81	10.08.2015 16:45:00	1.10186	\$ -188.22
986	Buy	10.08.2015 15:26:00	1.09875	1.54	11.08.2015 01:17:00	1.10155	\$ 423.5
987	Buy	11.08.2015 07:45:00	1.10414	1.53	11.08.2015 16:50:00	1.10155	\$ -403.93
940	Buy	10.08.2015 08:23:00	136.729	0.39	12.08.2015 01:00:00	138.11501	\$ 540.54
1093	Buy	12.08.2015 08:06:00	1.11247	1.31	13.08.2015 06:32:00	1.11247	\$ -6.55
941	Buy	13.08.2015 20:14:00	138.87	0.52	14.08.2015 14:51:00	138.235	\$ -330.2
1242	Sell	14.08.2015 13:22:00	1.11304	1.62	14.08.2015 16:49:00	1.11304	\$ -8.1
988	Sell	18.08.2015 12:35:00	1.10515	1.69	19.08.2015 02:30:00	1.10515	\$ -8.45
1243	Buy	19.08.2015 17:56:00	1.11158	1.26	20.08.2015 07:15:01	1.11251	\$ 110.87
989	Buy	20.08.2015 14:20:00	1.11887	1.75	21.08.2015 02:29:01	1.12597	\$ 1233.75
942	Buy	20.08.2015 10:15:00	138.401	0.45	21.08.2015 07:26:01	138.401	\$ 0.0
1094	Buy	19.08.2015 17:56:00	1.11146	1.91	24.08.2015 00:00:00	1.13761	\$ 4985.1
1095	Sell	25.08.2015 14:58:00	1.14146	0.55	25.08.2015 20:25:00	1.1506	\$ -505.45
943	Sell	24.08.2015 13:10:00	137.092	0.29	25.08.2015 21:26:00	137.092	\$ 0.0
944	Sell	26.08.2015 14:18:00	135.98599	0.29	26.08.2015 21:41:00	135.98599	\$ 0.0
990	Sell	28.08.2015 15:34:00	1.1203	0.96	31.08.2015 02:13:00	1.12429	\$ -387.83
945	Sell	01.09.2015 08:22:00	135.299	0.57	01.09.2015 10:17:00	135.299	\$ 0.0
1096	Buy	01.09.2015 02:16:00	1.12786	1.4	01.09.2015 12:01:00	1.12428	\$ -508.2
1244	Sell	03.09.2015 12:33:00	1.11914	2.05	04.09.2015 02:00:00	1.11274	\$ 1301.77
991	Sell	03.09.2015 12:38:00	1.11559	1.2	04.09.2015 08:15:00	1.11559	\$ -6.0
1097	Sell	03.09.2015 12:36:00	1.11722	1.82	04.09.2015 12:30:00	1.11722	\$ -9.1
1245	Buy	04.09.2015 12:30:00	1.11746	2.14	04.09.2015 12:31:00	1.11512	\$ -511.45
946	Sell	03.09.2015 12:33:00	134.67	0.38	07.09.2015 01:34:00	133.26401	\$ 534.28
1246	Buy	04.09.2015 17:01:00	1.11554	1.01	07.09.2015 01:35:00	1.11554	\$ -5.05
1247	Buy	08.09.2015 03:43:00	1.11961	2.5	08.09.2015 06:52:00	1.11961	\$ -12.5
1098	Buy	08.09.2015 04:01:00	1.1216	2.13	08.09.2015 07:02:00	1.11925	\$ -511.19
992	Buy	10.09.2015 00:04:00	1.12296	1.68	10.09.2015 01:14:00	1.12181	\$ -201.6
993	Buy	10.09.2015 15:14:00	1.12446	1.61	11.09.2015 06:31:00	1.12824	\$ 600.53
1099	Buy	10.09.2015 17:21:00	1.12858	1.31	14.09.2015 00:00:00	1.1342	\$ 729.67
1248	Buy	11.09.2015 15:07:00	1.13148	1.72	14.09.2015 04:30:03	1.13474	\$ 552.12

1249	Sell	15.09.2015 14:53:00	1.12827	1.84	15.09.2015 16:59:00	1.12827	\$ -9.2
1100	Sell	15.09.2015 15:15:00	1.1265	1.81	16.09.2015 03:02:07	1.12926	\$ -508.6
994	Buy	17.09.2015 18:00:00	1.13732	1.67	17.09.2015 18:01:00	1.13433	\$ -507.68
1101	Buy	17.09.2015 18:00:00	1.13924	1.74	17.09.2015 18:01:00	1.13637	\$ -508.09
947	Buy	17.09.2015 08:03:00	137.054	0.51	18.09.2015 07:05:00	136.366	\$ -350.88
1250	Buy	17.09.2015 17:59:00	1.13541	1.83	18.09.2015 07:15:00	1.14136	\$ 1079.72
1102	Sell	18.09.2015 19:34:00	1.12983	1.1	21.09.2015 00:00:01	1.12921	\$ 62.7
995	Sell	21.09.2015 14:30:00	1.1214	1.47	22.09.2015 07:38:00	1.11881	\$ 373.37
1103	Buy	23.09.2015 11:41:00	1.11767	1.53	23.09.2015 12:19:00	1.1144	\$ -507.96
1251	Buy	23.09.2015 10:55:00	1.11721	1.49	23.09.2015 12:23:00	1.11384	\$ -509.59
1252	Sell	23.09.2015 13:02:00	1.11168	1.32	23.09.2015 13:04:00	1.11547	\$ -506.88
1104	Buy	24.09.2015 13:01:00	1.12587	1.22	24.09.2015 18:24:00	1.12177	\$ -506.3
948	Buy	25.09.2015 09:19:00	134.929	0.45	28.09.2015 07:01:00	134.207	\$ -324.9
1253	Buy	28.09.2015 14:36:00	1.1202	1.49	29.09.2015 04:00:00	1.12553	\$ 786.72
949	Sell	30.09.2015 14:51:00	133.93401	0.49	01.10.2015 13:37:00	133.93401	\$ 0.0
1105	Sell	30.09.2015 14:58:00	1.11619	1.3	01.10.2015 14:01:00	1.12004	\$ -507.01
1254	Buy	01.10.2015 14:00:00	1.1199	1.75	02.10.2015 03:30:00	1.11826	\$ -295.74
996	Buy	02.10.2015 12:37:00	1.12813	1.78	02.10.2015 16:16:00	1.12531	\$ -510.86
1106	Buy	02.10.2015 12:33:00	1.12624	2.16	02.10.2015 16:52:00	1.12392	\$ -511.93
950	Buy	05.10.2015 07:17:00	135.12199	0.54	05.10.2015 10:51:00	135.12199	\$ 0.0
1255	Buy	08.10.2015 07:18:00	1.12909	2.5	08.10.2015 07:50:01	1.12909	\$ -12.5
1107	Buy	08.10.2015 07:24:00	1.13053	1.73	08.10.2015 11:33:00	1.12763	\$ -510.35
997	Buy	08.10.2015 18:05:00	1.13183	1.72	08.10.2015 18:32:00	1.12892	\$ -509.12
1256	Buy	09.10.2015 07:45:00	1.13343	2.5	11.10.2015 21:15:02	1.13605	\$ 642.5
1108	Buy	09.10.2015 07:45:00	1.13304	1.51	12.10.2015 00:00:00	1.13675	\$ 552.66
951	Buy	09.10.2015 06:25:00	135.631	0.52	12.10.2015 23:00:00	136.32401	\$ 360.36
998	Buy	13.10.2015 07:15:00	1.13968	1.85	13.10.2015 09:00:00	1.13697	\$ -510.6
1257	Buy	14.10.2015 12:35:00	1.14434	1.93	14.10.2015 13:46:00	1.14175	\$ -509.53
1109	Buy	14.10.2015 18:54:00	1.14806	1.95	15.10.2015 07:22:00	1.14549	\$ -510.88
952	Sell	15.10.2015 07:10:00	136.005	0.64	16.10.2015 15:20:00	135.73801	\$ 170.88
999	Sell	19.10.2015 09:37:03	1.13344	1.67	20.10.2015 08:11:00	1.13578	\$ -399.12
1110	Buy	20.10.2015 09:35:00	1.13693	2.25	20.10.2015 13:55:00	1.13471	\$ -510.76
953	Buy	20.10.2015 10:11:01	135.991	0.8	21.10.2015 06:59:00	135.991	\$ 0.0
1000	Sell	22.10.2015 08:10:00	1.13058	2.27	22.10.2015 12:29:00	1.12514	\$ 1223.53
1258	Sell	22.10.2015 12:29:00	1.12738	2.01	23.10.2015 01:45:00	1.11045	\$ 3392.9
1111	Sell	22.10.2015 08:10:00	1.13078	2.08	26.10.2015 00:00:00	1.10201	\$ 5973.75
954	Sell	22.10.2015 12:29:00	135.067	0.69	26.10.2015 05:00:00	133.664	\$ 968.07
1259	Sell	27.10.2015 13:55:00	1.10372	1.81	28.10.2015 00:43:00	1.10372	\$ -9.05
955	Sell	27.10.2015 08:07:00	133.13499	0.54	28.10.2015 07:43:00	133.13499	\$ 0.0
1112	Buy	28.10.2015 12:39:00	1.10783	1.77	28.10.2015 18:00:00	1.105	\$ -509.77
1001	Sell	28.10.2015 18:01:00	1.09966	1.89	28.10.2015 18:32:00	1.09269	\$ 1307.89
1260	Sell	28.10.2015 18:00:00	1.1004	2.5	29.10.2015 07:30:00	1.09356	\$ 1697.5
1113	Sell	28.10.2015 18:06:00	1.09741	1.9	29.10.2015 10:19:00	1.09741	\$ -9.5
956	Sell	28.10.2015 18:06:00	132.694	0.5	29.10.2015 11:20:00	132.66701	\$ 13.5
1114	Buy	30.10.2015 13:34:00	1.10429	1.38	30.10.2015 18:15:00	1.10067	\$ -506.46
1261	Sell	03.11.2015 09:18:00	1.09786	2.5	03.11.2015 22:45:00	1.09621	\$ 399.99
957	Sell	04.11.2015 14:28:00	132.15401	1.02	05.11.2015 03:46:00	132.15401	\$ 0.0
1002	Sell	04.11.2015 14:21:00	1.08969	1.67	05.11.2015 08:13:00	1.08635	\$ 549.43
1003	Sell	06.11.2015 13:29:00	1.08336	1.96	06.11.2015 13:30:00	1.07665	\$ 1305.35
958	Sell	06.11.2015 13:30:00	131.84399	0.87	06.11.2015 16:08:01	132.418	\$ -499.42
1115	Sell	03.11.2015 10:47:00	1.09756	2.29	09.11.2015 00:00:00	1.07306	\$ 5599.08

1262	Sell	06.11.2015 13:29:00	1.08507	2.5	09.11.2015 02:45:00	1.07615	\$ 2217.52
1116	Sell	10.11.2015 12:54:00	1.07029	1.74	10.11.2015 21:43:03	1.07316	\$ -508.09
1263	Sell	12.11.2015 08:45:00	1.06959	2.5	12.11.2015 09:03:00	1.07159	\$ -512.49
959	Sell	12.11.2015 08:44:00	131.619	0.65	12.11.2015 14:43:00	132.394	\$ -503.71
1264	Buy	12.11.2015 15:00:00	1.0795	1.37	12.11.2015 15:17:00	1.07586	\$ -505.52
960	Sell	15.11.2015 22:00:06	131.47701	0.67	16.11.2015 01:10:01	131.47701	\$ 0.0
1004	Sell	17.11.2015 01:07:00	1.06744	1.44	18.11.2015 05:07:00	1.0643	\$ 444.97
1005	Sell	18.11.2015 16:31:00	1.06308	1.7	18.11.2015 19:10:00	1.06601	\$ -506.61
961	Buy	19.11.2015 01:45:00	132.216	0.59	19.11.2015 08:10:00	131.52699	\$ -406.52
1006	Sell	23.11.2015 01:48:03	1.06168	1.81	23.11.2015 08:09:00	1.06375	\$ -383.73
962	Sell	20.11.2015 08:30:00	131.11301	0.64	24.11.2015 01:00:00	130.67999	\$ 277.13
1265	Buy	24.11.2015 09:00:00	1.06664	2.5	24.11.2015 09:53:01	1.06464	\$ -512.49
963	Sell	25.11.2015 09:35:00	130.192	0.65	25.11.2015 15:45:00	130.192	\$ 0.0
1117	Sell	25.11.2015 11:01:00	1.05872	1.64	25.11.2015 16:28:00	1.06177	\$ -508.39
1007	Sell	25.11.2015 10:51:00	1.05926	1.76	25.11.2015 17:05:00	1.0621	\$ -508.65
1266	Sell	25.11.2015 09:22:00	1.06331	2.11	25.11.2015 17:06:00	1.06331	\$ -10.55
1267	Buy	27.11.2015 06:46:00	1.06297	2.5	27.11.2015 08:37:02	1.06097	\$ -512.52
1118	Sell	27.11.2015 14:19:00	1.05695	2.5	27.11.2015 15:32:00	1.05895	\$ -512.49
964	Sell	27.11.2015 09:51:00	129.77	0.61	27.11.2015 16:25:00	130.13	\$ -219.6
1268	Sell	27.11.2015 09:45:00	1.06012	2.5	27.11.2015 17:15:00	1.06012	\$ -12.5

KAPITALGO Investment Group